

**STATE OF ILLINOIS
UNIVERSITY OF ILLINOIS**

Compliance Examination

(In Accordance With the Single Audit Act
and OMB Circular A-133)

June 30, 2010

Performed as Special Assistant Auditors
for the Auditor General, State of Illinois

**STATE OF ILLINOIS
UNIVERSITY OF ILLINOIS**

Compliance Examination

Year ended June 30, 2010

Table of Contents

	Page
University Officials	I
Management Assertion Letter	1
Compliance Examination:	
Compliance Report Summary	4
Auditors' Reports:	
Independent Accountants' Report on State Compliance and on Internal Control over Compliance for State Compliance Purposes	12
Independent Auditors' Report on Compliance with Requirements Applicable to Each Major Program, on Internal Control over Compliance, and on the Schedule of Expenditures of Federal Awards in Accordance With OMB Circular A-133	15
Schedule of Findings and Questioned Costs:	
Summary of Auditors' Results	19
Current Findings:	
<i>Government Auditing Standards</i>	21
Federal Compliance	28
State Compliance	123
Prior Findings Not Repeated:	
Federal Compliance	137
State Compliance	139
Financial Related Information:	
Financial Related Information Summary	141
Financial Related Schedules:	
Schedule of Expenditures of Federal Awards	142
Attachments to Schedule of Expenditures of Federal Awards:	
Federal Loans Disbursed and Capital Contributions	209
Schedule of Loans Issued and Outstanding Balances for University Administered Loan Programs	210
Detail of Pass-Through Federal Funding	211
Notes to Schedule of Expenditures of Federal Awards	330
Related Reports Published Under Separate Cover:	
Annual Financial Report of the University of Illinois for the Year ended June 30, 2010, which is incorporated herein by reference	
Supplemental Financial Information Report for the Year ended June 30, 2010, which is incorporated herein by reference	
Annual Financial Report of the University of Illinois Auxiliary Facilities System for the Year ended June 30, 2010, which is incorporated herein by reference	
Annual Financial Report of the University of Illinois Health Services Facilities System for the Year ended June 30, 2010, which is incorporated herein by reference	
Report Required Under <i>Government Auditing Standards</i> for the Year ended June 30, 2010, which is incorporated herein by reference	

**STATE OF ILLINOIS
UNIVERSITY OF ILLINOIS**

University Officials
Year ended June 30, 2010

Michael J. Hogan	President
Thomas R. Bearrows	University Counsel
Walter K. Knorr	Vice President/Chief Financial Officer and Comptroller
Douglas E. Beckmann	Senior Associate Vice President for Business and Finance
Patrick M. Patterson	Controller
Julie A. Zemaitis	Executive Director of University Audits
Robert A. Easter	Interim Vice President/Chancellor, University of Illinois at Urbana-Champaign
Maxine Sandretto	Assistant Vice President for Business and Finance at Urbana-Champaign
Paula Allen-Meares	Vice President/Chancellor, University of Illinois at Chicago
Heather J. Haberaecker	Executive Assistant Vice President for Business and Finance at Chicago
Harry J. Berman	Interim Vice President/Chancellor, University of Illinois at Springfield
Michael D. Bohl	Assistant Vice President for Business and Finance at Springfield

Administrative offices are located at:

Central Administration

238 Henry Administration Building
506 South Wright Street
Urbana, Illinois 61801

Chicago Campus

809 South Marshfield
Room 608 Chicago,
Illinois 60612

Springfield Campus

Business Services Building
Room 59
Springfield, Illinois 62794-9243

Urbana-Champaign Campus

104 Coble Hall
801 South Wright Street
Champaign, Illinois 61820

UNIVERSITY OF ILLINOIS

Urbana-Champaign • Chicago • Springfield

Office of the Assistant Vice President for Business and Finance
Office of Business and Financial Services
109 Coble Hall, MC-335
801 South Wright Street
Champaign, IL 61820

March 17, 2011

KPMG LLP
303 E. Wacker Drive
Chicago, IL 60601


Ladies and Gentlemen:

We are responsible for the identification of, and compliance with, all aspects of laws, regulations, contracts, or grant agreements that could have a material effect on the operations of the University of Illinois (University). We are responsible for and we have established and maintained an effective system of, internal controls over compliance requirements. We have performed an evaluation of the University's compliance with the following assertions during the two-year period ended June 30, 2010. Based on this evaluation, we assert that during the years ended June 30, 2010 and June 30, 2009, the University has materially complied with the assertions below.


- A. The University has obligated, expended, received and used public funds of the State in accordance with the purpose for which such funds have been appropriated or otherwise authorized by law.
- B. The University has obligated, expended, received and used public funds of the State in accordance with any limitations, restrictions, conditions or mandatory directions imposed by law upon such obligation, expenditure, receipt or use.
- C. The University has complied, in all material respects, with applicable laws and regulations, including the State uniform accounting system, in its financial and fiscal operations.
- D. State revenues and receipts collected by the University are in accordance with applicable laws and regulations and the accounting and recordkeeping of such revenues and receipts is fair, accurate and in accordance with law.
- E. Money or negotiable securities or similar assets handled by the University on behalf of the State or held in trust by the University have been properly and legally administered, and the accounting and recordkeeping relating thereto is proper, accurate and in accordance with law.

Yours very truly,


Michael J. Hogan
President


Walter K. Knorr
Vice President and Chief Financial
Officer and Comptroller


Thomas R. Bearrows
University Counsel


Douglas E. Beckmann
Senior Associate Vice President for
Business and Finance

Yours very truly,

Michael J. Hogan
President

Walter K. Knorr
Vice President and Chief Financial
Officer and Comptroller



Thomas R. Bearrows
University Counsel

Douglas E. Beckmann
Senior Associate Vice President for
Business and Finance

**STATE OF ILLINOIS
UNIVERSITY OF ILLINOIS**

Compliance Report Summary

Year ended June 30, 2010

The compliance testing performed during this examination was conducted in accordance with *Government Auditing Standards* and in accordance with the Illinois State Auditing Act.

Accountant's Report

The Independent Accountant's Report on State Compliance and on Internal Control over Compliance for State Compliance Purposes does not contain scope limitations, disclaimers, or other significant nonstandard language.

Summary of Findings

<u>Number of</u>	<u>Current report</u>	<u>Prior report</u>
Findings	43	47
Repeated findings	29	7
Prior recommendations implemented or not repeated	18	5

Details of findings are presented in the separately tabbed report section of this report.

Schedule of Findings and Questioned Costs

Findings (*Governmental Auditing Standards*)

<u>Finding No.</u>	<u>Page No.</u>	<u>Description</u>	<u>Finding Type</u>
10-01	21	Inadequate Controls over User Access to Information Systems	Material weakness
10-02	23	Inadequate Controls over University Procurement Card Transactions	Significant deficiency
10-03	26	Inadequate Year End Accounts Payable Process	Significant deficiency

**STATE OF ILLINOIS
UNIVERSITY OF ILLINOIS**

Compliance Report Summary

Year ended June 30, 2010

Findings (*Federal Compliance*)

Finding No.	Page No.	Description	Finding Type
10-04	28	Inadequate Documentation for Payroll and Fringe Benefit Expenditures	Material noncompliance and material weakness
10-05	31	Inadequate Documentation for Payroll and Fringe Benefit Expenditures	Material noncompliance and material weakness
10-06	35	Incompatible Allocation Methodologies for Payroll Costs	Material noncompliance and material weakness
10-07	37	Inadequate Procedures to Determine the Allowability of Cost Share Expenditures	Material noncompliance and material weakness
10-08	40	Unsupported Volunteer Rate Used for Cost Share Requirement	Material noncompliance and material weakness
10-09	43	Inadequate Process for Monitoring SNAP Cost Share	Material noncompliance and material weakness
10-10	45	Inadequate Documentation for Institutional Letter of Credit Cash Draws	Scope limitation and material weakness
10-11	47	Inadequate Procedures for Closing Federal Projects	Noncompliance and material weakness
10-12	52	Inadequate Supporting Documentation for Cost Transfers	Noncompliance and material weakness
10-13	56	Incomplete and Inaccurate Annual Effort Certifications	Noncompliance and material weakness

**STATE OF ILLINOIS
UNIVERSITY OF ILLINOIS**

Compliance Report Summary

Year ended June 30, 2010

Findings (*Federal Compliance, continued*)

Finding No.	Page No.	Description	Finding Type
10-14	61	Incomplete Semi-Annual Expenditure Confirmations	Noncompliance and material weakness
10-15	66	Improper Reporting of Amounts in Financial Status Reports	Noncompliance and material weakness
10-16	69	Inaccurate ARRA 1512 Reports	Noncompliance and significant deficiency
10-17	72	Inaccurate Amounts Reported in Quarterly Federal Financial Reports	Noncompliance and material weakness
10-18	74	Expenditures Reported in the Incorrect Accounting Period	Noncompliance and material weakness
10-19	76	Inadequate Documentation to Support Key Personnel	Noncompliance and material weakness
10-20	80	Failure to Obtain Suspension and Debarment Certifications from Vendors	Noncompliance and material weakness
10-21	84	Failure to Properly Perform Interest Calculations on Federal Advances	Noncompliance and material weakness
10-22	87	Failure to Notify Subrecipients of Federal Funding and Communicate ARRA Information	Noncompliance and material weakness
10-23	90	Inadequate Monitoring of Subrecipient OMB Circular A-133 Audit Reports	Noncompliance and material weakness
10-24	93	Unallowable Costs Charged to Federal Program	Noncompliance and material weakness

**STATE OF ILLINOIS
UNIVERSITY OF ILLINOIS**

Compliance Report Summary

Year ended June 30, 2010

Findings (*Federal Compliance, continued*)

Finding No.	Page No.	Description	Finding Type
10-25	96	Inaccurate Quarterly Expenditure Reports Prepared for the SNAP Program	Noncompliance and significant deficiency
10-26	99	Failure to Follow Property Management Regulations	Noncompliance and significant deficiency
10-27	102	Failure to Properly Determine SFA Awards in Accordance with Program Regulations	Noncompliance and significant deficiency
10-28	104	Failure to Properly Complete Required Verification Procedures	Noncompliance and significant deficiency
10-29	106	Inaccurate and Untimely Reporting of Student Status Changes	Noncompliance and significant deficiency
10-30	109	Failure to Obtain Written Agreements with Third Party Institutions	Noncompliance and significant deficiency
10-31	111	Inadequate Controls over Federal Expenditures Paid with Procurement Cards	Noncompliance and significant deficiency
10-32	114	Untimely Submission of Financial Reports	Noncompliance and significant deficiency
10-33	118	Inadequate Support for Cash Draws	Significant deficiency
10-34	120	Inadequate Cash Draw and Reimbursement Request Controls	Significant deficiency

**STATE OF ILLINOIS
UNIVERSITY OF ILLINOIS**

Compliance Report Summary

Year ended June 30, 2010

Findings (*State Compliance*)

Finding No.	Page No.	Description	Finding Type
10-35	123	Contracts and Real Estate Leases Not Properly Executed	Noncompliance and significant deficiency
10-36	125	Inadequate Controls over Patient Billing System	Noncompliance and significant deficiency
10-37	127	Failure to Follow Time Reporting Requirements	Noncompliance and significant deficiency
10-38	128	Inaccurate Inventory Records	Noncompliance and significant deficiency
10-39	130	Untimely Bank Account Reconciliation Supervisory Reviews	Noncompliance and significant deficiency
10-40	131	Failure to Maintain Supporting Documentation for Agency Workforce Report	Noncompliance
10-41	132	Use and Maintenance of University Vehicles	Noncompliance
10-42	134	Failure to Follow State Regulations for Recording Equipment	Noncompliance
10-43	135	Failure to Report Payroll Warrant Information	Noncompliance

**STATE OF ILLINOIS
UNIVERSITY OF ILLINOIS**

Compliance Report Summary

Year ended June 30, 2010

Prior Year Findings Not Repeated (*Federal Compliance*)

Item No.	Page No.	Description	Finding Type
A	137	Inadequate Semi-Annual Effort Certifications for the SNAP Program	Material noncompliance and material weakness
B	137	Inability to Test Eligibility of Foreign Language Fellowship Recipients	Scope limitation
C	137	Inadequate Process for Preparation of Schedule of Expenditures of Federal Awards	Noncompliance and material weakness
D	137	Unallowable Costs Charged to Federal Program	Noncompliance and significant deficiency
E	137	Inadequate Supporting Documentation for Interdepartmental Charges	Noncompliance and significant deficiency
F	138	Inaccurate Amounts Reported in Annual Financial Status Reports	Noncompliance and significant deficiency
G	138	Inadequate Cash Management Procedures	Noncompliance and significant deficiency
H	138	Failure to Perform Return of Fund Calculations	Noncompliance and significant deficiency
I	138	Inaccurate Amounts in the Fiscal Operations Report and Application to Participate	Noncompliance
J	138	Inadequate Approval Controls for Expenditures	Significant deficiency

**STATE OF ILLINOIS
UNIVERSITY OF ILLINOIS**

Compliance Report Summary

Year ended June 30, 2010

Prior Year Findings Not Repeated (*State Compliance*)

Item No.	Page No.	Description	Finding Type
K	139	Untimely Approval of Board Minutes	Noncompliance and material weakness
L	139	Energy Resource Center – CMS Intergovernmental Agreement	Noncompliance and significant deficiency
M	139	Inadequate Process for Estimating Allowance for Doubtful Accounts Receivable	Noncompliance and significant deficiency
N	139	Inadequate Process for Valuation of Alternative Investments	Noncompliance and significant deficiency
O	139	Inaccurate Pharmaceutical Inventory Valuation	Noncompliance and material weakness
P	140	Inaccurate Year End Revenue Accrual	Noncompliance and significant deficiency
Q	140	Inadequate Documentation of Capital and Operating Lease Determinations and Inaccurate Lease Schedules	Noncompliance
R	140	Contracts and Real Estate Leases Not Filed Timely	Noncompliance

**STATE OF ILLINOIS
UNIVERSITY OF ILLINOIS**

Compliance Report Summary

Year ended June 30, 2010

Exit Conference

The federal compliance findings and recommendations appearing in this report were discussed with University personnel at an exit conference on March 10, 2011. Attending were Walter Knorr, Douglas Beckmann, Maxine Sandretto, Heather Haberaecker, Ginger Velazquez, Sandra Moulton, Vanessa Peoples, Ruth Boardman, and Julie Zemaitis from the University of Illinois; Debbie Rafi from the United States Office of Naval Research; Thomas Kizziah from the Office of the Auditor General; and Catherine Baumann, Jacqueline Dippel, and Jonas Melton from KPMG LLP. Responses to the recommendations were provided by Ruth Boardman in correspondence dated March 15, 2011.

The exit conference to discuss state compliance findings and recommendations was waived by the University in correspondence dated February 21, 2011.



KPMG LLP
303 East Wacker Drive
Chicago, IL 60601-5212

**Independent Accountants' Report on State Compliance
and on Internal Control over Compliance
for State Compliance Purposes**

The Honorable William G. Holland
Auditor General of the State of Illinois

and

The Board of Trustees
University of Illinois:

Compliance

As Special Assistant Auditors for the Auditor General, we have examined the University of Illinois' compliance with the requirements listed below, as more fully described in the Audit Guide for Financial Audits and Compliance Attestation Engagements of Illinois State Agencies (Audit Guide) as adopted by the Auditor General, during the year ended June 30, 2010. The management of the University of Illinois (the University) is responsible for compliance with these requirements. Our responsibility is to express an opinion on the University's compliance based on our examination.

- A. The University has obligated, expended, received, and used public funds of the State in accordance with the purpose for which such funds have been appropriated or otherwise authorized by law.
- B. The University has obligated, expended, received, and used public funds of the State in accordance with any limitations, restrictions, conditions or mandatory directions imposed by law upon such obligation, expenditure, receipt or use.
- C. The University has complied, in all material respects, with applicable laws and regulations, including the State uniform accounting system, in its financial and fiscal operations.
- D. State revenues and receipts collected by the University are in accordance with applicable laws and regulations and the accounting and recordkeeping of such revenues and receipts is fair, accurate and in accordance with law.
- E. Money or negotiable securities or similar assets handled by the University on behalf of the State or held in trust by the University have been properly and legally administered and the accounting and recordkeeping relating thereto is proper, accurate, and in accordance with law.



We conducted our examination in accordance with attestation standards established by the American Institute of Certified Public Accountants; the standards applicable to attestation engagements contained in *Government Auditing Standards* issued by the Comptroller General of the United States; the Illinois State Auditing Act (Act); and the Audit Guide as adopted by the Auditor General pursuant to the Act; and, accordingly, included examining, on a test basis, evidence about the University's compliance with those requirements listed in the first paragraph of this report and performing such other procedures as we considered necessary in the circumstances. We believe that our examination provides a reasonable basis for our opinion. Our examination does not provide a legal determination on the University's compliance with specified requirements.

In our opinion, the University of Illinois complied, in all material respects, with the compliance requirements listed in the first paragraph of this report during the year ended June 30, 2010. However, the results of our procedures disclosed instances of noncompliance, which are required to be reported in accordance with criteria established by the Audit Guide, issued by the Illinois Office of the Auditor General and which are described in the accompanying schedule of findings and questioned costs as findings 10-35 through 10-43. As required by the Audit Guide, immaterial findings relating to instances of noncompliance excluded from this report have been reported in a separate letter to your office.

Internal Control

The management of the University is responsible for establishing and maintaining effective internal control over compliance with the requirements listed in the first paragraph of this report. In planning and performing our examination, we considered the University's internal control over compliance with the requirements listed in the first paragraph of this report as a basis for designing our examination procedures for the purpose of expressing our opinion on compliance and to test and report on internal control over compliance in accordance with the Audit Guide issued by the Illinois Office of the Auditor General, but not for the purpose of expressing an opinion on the effectiveness of the University's internal control over compliance. Accordingly, we do not express an opinion on the effectiveness of the University's internal control over compliance.

A deficiency in an entity's internal control over compliance exists when the design or operation of a control does not allow management or employees, in the normal course of performing their assigned functions, to prevent, or detect and correct noncompliance with the requirements listed in the first paragraph of this report on a timely basis. A material weakness in internal control over compliance is a deficiency, or combination of deficiencies, in internal control such that there is a reasonable possibility that a material noncompliance with a requirement listed in the first paragraph of this report will not be prevented, or detected and corrected on a timely basis.

Our consideration of internal control over compliance was for the limited purpose described in the first paragraph of this section and was not designed to identify all deficiencies in internal control over compliance that might be deficiencies, significant deficiencies, or material weaknesses. We did not identify any deficiencies in internal control over compliance that we consider to be material weaknesses, as defined above. However, we identified certain deficiencies in internal control over compliance that we consider to be significant deficiencies as described in the accompanying schedule of findings and questioned costs as items 10-35 through 10-39. A significant deficiency in internal control over compliance is a deficiency, or combination of deficiencies, in internal control that is less severe than a material weakness, yet important enough to merit attention by those charged with governance.

Additionally, the results of our procedures disclosed other matters involving internal control over compliance, which are required to be reported in accordance with criteria established by the Audit Guide issued by the Illinois Office of the Auditor General and which are described in the accompanying schedule



of findings and questioned costs as items 10-40 through 10-43. As required by the Audit Guide, immaterial findings relating to internal control deficiencies excluded from this report have been reported in a separate letter to your office.

The University's responses to the findings identified in our examination are described in the accompanying schedule of findings and questioned costs. We did not examine the University's responses and, accordingly, we express no opinion on them.

This report is intended solely for the information and use of the Illinois Auditor General, the Illinois General Assembly, the Illinois Legislative Audit Commission, the Governor of the State of Illinois, University management, the Board of Trustees of the University, others within the University, and federal awarding agencies and pass-through entities and is not intended to be and should not be used by anyone other than these specified parties.

KPMG LLP

March 17, 2011



KPMG LLP
303 East Wacker Drive
Chicago, IL 60601-5212

**Independent Auditors' Report on Compliance with
Requirements Applicable to Each Major Program, on
Internal Control over Compliance, and on the Schedule of Expenditures
of Federal Awards in Accordance with OMB Circular A-133**

The Honorable William G. Holland
Auditor General of the State of Illinois

and

The Board of Trustees
University of Illinois:

Compliance

We have audited the compliance of the University of Illinois (the University) with the types of compliance requirements described in the US Office of Management and Budget (OMB) *Circular A-133 Compliance Supplement* (the Compliance Supplement) that could have a direct and material effect on each of the University's major federal programs for the year ended June 30, 2010, except the requirements discussed in the second paragraph of this report. The University's major federal programs are identified in the summary of auditors' results section of the accompanying schedule of findings and questioned costs. Compliance with the requirements of laws, regulations, contracts, and grants applicable to each of its major federal programs is the responsibility of the University's management. Our responsibility is to express an opinion on the University's compliance based on our audit.

The schedule of expenditures of federal awards and our audit described below does not include expenditures of federal awards for those agencies determined to be component units of the University of Illinois for financial statement purposes.

We did not audit the University's compliance with the requirements governing the repayments special test and provision compliance requirement in accordance with the requirements of the Student Financial Assistance Cluster: Federal Perkins Loan program as described in the Compliance Supplement. Those requirements govern functions performed by Affiliated Computer Services, Inc. (ACS). Since we did not apply auditing procedures to satisfy ourselves as to compliance with those requirements, the scope of work was not sufficient to enable us to express, and we do not express, an opinion on compliance with those requirements. ACS' compliance with the requirements governing the functions that it performs for the University for the year ended June 30, 2010 was examined by the accountants for the servicer in accordance with the U.S. Department of Education's Audit Guide, *Audits of Federal Student Financial Assistance Programs at Participating Institutions and Institution Servicers*. Our report does not include the results of the accountants' examination of ACS' compliance with such requirements.



Except as discussed in the following paragraph, we conducted our audit of compliance in accordance with auditing standards generally accepted in the United States of America; the standards applicable to financial audits contained in *Government Auditing Standards*, issued by the Comptroller General of the United States; and OMB Circular A-133, *Audits of States, Local Governments, and Non-Profit Organizations*. Those standards and OMB Circular A-133 require that we plan and perform the audit to obtain reasonable assurance about whether noncompliance with the types of compliance requirements referred to above that could have a direct and material effect on a major federal program occurred. An audit includes examining, on a test basis, evidence about the University’s compliance with those requirements and performing such other procedures as we considered necessary in the circumstances. We believe that our audit provides a reasonable basis for our opinion. Our audit does not provide a legal determination on the University’s compliance with those requirements.

Qualifications (Scope Limitation)

As, identified in finding 10-10 in the accompanying schedule of findings and questioned costs, we were unable to obtain sufficient documentation supporting the compliance of the University with the Research and Development Cluster program regarding cash management, nor were we able to satisfy ourselves as to the University’s compliance with those requirements by other auditing procedures.

Qualifications (Noncompliance)

As identified below and described in the accompanying schedule of findings and questioned costs, the University did not comply with certain compliance requirements that are applicable to certain of its major federal programs as listed below. Compliance with such requirements is necessary, in our opinion, for the University to comply with requirements applicable to the identified major federal programs.

Federal Program	CFDA No.	Compliance Requirement(s)	Finding Number
Supplemental Nutrition Assistance Program Cluster	10.551/10.561	Allowable Costs/Cost Principles and Matching	10-04
Maternal and Child Health Services Block Grant to the States	93.994	Allowable Costs/Cost Principles	10-04
Cooperative Extension Services	10.500	Allowable Costs/Cost Principles and Matching	10-05
Maternal and Child Health Services Block Grant to the States	93.994	Allowable Costs/Cost Principles	10-06
Supplemental Nutrition Assistance Program Cluster	10.551/10.561	Allowable Costs/Cost Principles and Matching	10-07
Supplemental Nutrition Assistance Program Cluster	10.551/10.561	Allowable Costs/Cost Principles and Matching	10-08
Supplemental Nutrition Assistance Program Cluster	10.551/10.561	Allowable Costs/Cost Principles and Matching	10-09

In our opinion, except for the noncompliance described in the preceding paragraph and except for the effects of such noncompliance, if any, as might have been determined had we been able to examine sufficient evidence described in the second preceding paragraph, the University complied, in all material respects, with the requirements referred to above that could have a direct or material effect on each of its major federal programs for the year ended June 30, 2010. The results of our auditing procedures also



disclosed other instances of noncompliance with those requirements, which are required to be reported in accordance with OMB Circular A-133 and which are described in the accompanying schedule of findings and questioned costs as findings 10-04, 10-05, and 10-11 through 10-32.

Internal Control over Compliance

The management of the University is responsible for establishing and maintaining effective internal control over compliance with requirements of laws, regulations, contracts, and grants applicable to federal programs. In planning and performing our audit, we considered the University's internal control over compliance with requirements that could have a direct and material effect on a major federal program in order to determine the auditing procedures for the purpose of expressing our opinion on compliance and to test and report on internal control over compliance in accordance with OMB Circular A-133, but not for the purpose of expressing an opinion on the effectiveness of internal control over compliance. Accordingly, we do not express an opinion on the effectiveness of the University's internal control over compliance.

Requirements governing the repayments special test and provision compliance requirement in the Student Financial Assistance Cluster: Federal Perkins Loan program as described in the Compliance Supplement are performed by ACS. Internal control over compliance related to such functions for the year ended June 30, 2010 was reported on by accountants for the servicer in accordance with the U.S. Department of Education's Audit Guide, *Audits of Federal Student Financial Assistance Programs at Participating Institutions and Institution Servicers*. Our report does not include the results of the accountants' for the servicer testing of ACS' internal control over compliance related to such functions.

Our consideration of internal control over compliance was for the limited purpose described in the first paragraph of this section and would not necessarily identify all deficiencies in the entity's internal control over compliance that might be significant deficiencies or material weaknesses and therefore, there can be no assurance that all deficiencies, significant deficiencies, or material weaknesses have been identified. However, as discussed below, we identified certain deficiencies in internal control over compliance that we consider to be material weaknesses and other deficiencies that we consider to be significant deficiencies.

A deficiency in internal control over compliance exists when the design or operation of a control does not allow management or employees, in the normal course of performing their assigned functions, to prevent, or detect and correct, noncompliance with a type of compliance requirement of a federal program on a timely basis. A material weakness in internal control over compliance is a deficiency, or combination of deficiencies, in internal control over compliance, such that there is a reasonable possibility that material noncompliance with a type of compliance requirement of a federal program will not be prevented, or detected and corrected on a timely basis. We consider the deficiencies in internal control over compliance described in the accompanying schedule of findings and questioned costs as items 10-04 through 10-15 and 10-17 through 10-24 to be material weaknesses.

A significant deficiency in internal control over compliance is a deficiency, or combination of deficiencies in internal control over compliance with a type of compliance requirement of a federal program, that is less severe than a material weakness in internal control over compliance yet important enough to merit attention by those charged with governance. We consider the deficiencies in internal control over compliance described in the accompanying schedule of findings and questioned costs as items 10-16 and 10-25 through 10-34 to be significant deficiencies.



Schedule of Expenditures of Federal Awards

We have audited the financial statements of the business-type activities and the aggregate discretely presented component units of the University of Illinois, a component unit of the State of Illinois, as of and for the year ended June 30, 2010, and have issued our report thereon dated December 20, 2010. Our report was modified to include a reference to other auditors. Our audit was performed for the purpose of forming opinions on the financial statements that collectively comprise the University of Illinois' basic financial statements. The accompanying schedule of expenditures of federal awards is presented for purposes of additional analysis as required by OMB Circular A-133 and is not a required part of the basic financial statements. Such information has been subjected to the auditing procedures applied in the audit of the basic financial statements and, in our opinion, is fairly stated, in all material respects, in relation to the basic financial statements taken as a whole.

The University's responses to the findings identified in our audit are described in the accompanying schedule of findings and questioned costs. We did not audit the University's responses, and accordingly, we express no opinion on the responses.

This report is intended solely for the information and use of the Illinois Auditor General, the Illinois General Assembly, the Illinois Legislative Audit Commission, the Governor of the State of Illinois, University management, the Board of Trustees of the University, others within the University, and federal awarding agencies and pass-through entities and is not intended to be and should not be used by anyone other than these specified parties.

KPMG LLP

March 17, 2011, except for the schedule of expenditures of
federal awards as to which the date is December 20, 2010

**STATE OF ILLINOIS
UNIVERSITY OF ILLINOIS**

Schedule of Findings and Questioned Costs

Year ended June 30, 2010

Summary of Auditors' Results

Financial Statements

Type of auditors' report issued: ***unqualified opinions***

Internal control over financial reporting:

- Material weakness(es) identified? ✓ Yes No
- Significant deficiency(ies) identified? ✓ Yes None reported

Noncompliance material to financial statements noted? Yes ✓ No

Federal Awards

Internal control over major programs:

- Material weakness(es) identified? ✓ Yes No
- Significant deficiency(ies) identified? ✓ Yes None reported

Type of auditors' report issued on compliance for major programs: ***See table below.***

Any audit findings disclosed that are required to be reported in accordance with Section 510(a) of Circular A-133? ✓ Yes No

Identification of major programs:

<u>Name of Federal Program or Cluster</u>	<u>CFDA Number(s)</u>	<u>Type of Auditors' Report on Compliance</u>
Research and Development Cluster	Various	Qualified (scope limitation)
Cooperative Extension Services	10.500	Qualified
Supplemental Nutrition Assistance Program (SNAP)	10.551/ 10.561	Qualified
Student Financial Aid Cluster	Various	Unqualified
State Fiscal Stabilization Fund	84.394/84.397	Unqualified
Temporary Assistance for Needy Families	93.558	Unqualified
Child Care Development Funds Cluster	93.575/93.596	Unqualified
Maternal and Child Health Services Block Grant to the States	93.994	Qualified
Homeland Security Cluster	97.067	Unqualified

**STATE OF ILLINOIS
UNIVERSITY OF ILLINOIS**

Schedule of Findings and Questioned Costs

Year ended June 30, 2010

Dollar threshold used to distinguish between type A and type B programs: \$ 3,840,333

Auditee qualified as low-risk auditee? _____ Yes No

**STATE OF ILLINOIS
UNIVERSITY OF ILLINOIS**

Schedule of Findings and Questioned Costs

Year ended June 30, 2010

Current Findings – *Governmental Auditing Standards*

Finding 10-01 – Inadequate Controls over User Access to Information Systems

The University has not established adequate internal controls over access to the information systems used in its financial reporting process.

The University operates an Enterprise Resource Planning (ERP) system to manage the activities of the University. The University functions in a highly distributed operating environment with several thousand users having varying types of system access. Access is granted to users of the University's information systems based on standardized user access profiles. The standardized user profiles are intended to assist the University in limiting access to the information systems based upon the assigned job functions of the specific users to which the profiles are assigned. However, the standardized user profiles currently used by the University are not designed to appropriately segregate conflicting duties and have resulted in an excessive number of users with access rights that were inappropriate based on their roles and job functions. These exceptions identified during our 2009 review consisted of user profiles with inappropriate access to update or change employee pay rates, release financial holds, apply various payments, and override three way matching. These exceptions also identified several user profiles with conflicting user access abilities to create and self approve restricted journal entries as well as update the University's charts of accounts. Lastly, the University did not have procedures to monitor user access through periodic access reviews.

During fiscal year 2010, the University began designing a process to review transactions assigned to standardized user profiles, train unit security contacts, and perform an annual access review for the ERP system. Although the Administration Information Technology Services (AITS) has designed and initiated an annual access review process, this review was not completed during fiscal year 2010 for all departments. In addition to the internal control deficiencies regarding inappropriate access to update or change employee pay rates, as well as users with conflicting access abilities to create and self approve restricted journal entries, during the current year we noted numerous deficiencies related to user access rights. For example:

- There are 132 users (out of 517 total users reviewed) who had excessive access rights that were not appropriate based upon review of each user's job functions.
- There are 26 terminated users with active accounts that were not removed in a timely manner.

Further, we noted periodic reviews of terminated employees with access to the information systems are not performed consistently and documentation is not retained. In addition, there are no procedures in place to perform a periodic review of user access rights to the purchasing system and no procedures are in place to monitor user access rights for employees who transfer positions and change job functions.

The Fiscal Control and Internal Auditing Act (Illinois Compiled Statutes Chapter 30 Section 10/3001), requires the University to establish and maintain a system, or systems, of internal fiscal and administrative controls, which shall provide assurance that: (1) resources are utilized efficiently, effectively, and in compliance with applicable law; (2) obligations and costs are in compliance with applicable law; (3) funds, property, and other assets and resources are safeguarded against waste, loss, unauthorized use, and misappropriation; (4) revenues, expenditures, and transfers of assets, resources, or funds applicable to operations are properly recorded and accounted for to permit the preparation of accounts and reliable financial and statistical reports and to maintain accountability over the State's resources; and (5) funds held outside the State Treasury are managed, used, and

STATE OF ILLINOIS
UNIVERSITY OF ILLINOIS

Schedule of Findings and Questioned Costs

Year ended June 30, 2010

Current Findings – *Governmental Auditing Standards*

obtained in strict accordance with the terms of their enabling authorities and that no unauthorized funds exist. The University's system of internal controls should include procedures to ensure access rights granted to University employees are appropriate and to monitor the appropriateness of access levels on a continuing basis. In addition, generally accepted information technology guidance endorses the development of well-designed and well-managed controls to protect computer systems and data. Effective computer security controls provide for safeguarding, securing, and controlling access to systems, properly segregating incompatible duties, and protecting against misappropriation.

In discussing these conditions with University personnel, they stated that they agreed with the exceptions noted in this finding and that work had been underway since the close of the 2009 audit to address most of the weaknesses identified.

Failure to properly assign and monitor user access rights may result in erroneous or fraudulent transactions being recorded in the general ledger system. Without adequate security over access rights, there is a greater risk that unauthorized changes or additions to the University's financial systems could occur and not be detected in a timely manner. If access rights are not reviewed and updated based on job responsibilities on a regular basis, there is a greater risk that journal entries in unlimited dollar amounts, as well as cash disbursements, can be recorded by unauthorized individuals. (Finding Code 10-01, 09-01, 08-05)

Recommendation

We recommend the University review and modify the standard user profiles to ensure (1) the profiles assigned to users appropriately limit each user's access to the systems to which they require access based upon their assigned job responsibilities, (2) the authorization limits assigned to each user are appropriate, and (3) supervisory reviews of transactions are required as appropriate. The University should also implement formally documented review procedures to ensure the profile assigned to each user is compatible with the user's assigned job function and does not present a segregation of duties conflict prior to granting system access. Additionally, we recommend the University implement procedures to perform formal reviews of user access rights on a periodic basis to ensure that the access rights granted to each user are appropriate based on their job responsibilities and that the planned level of segregation of duties is achieved on a continuing basis.

University Response

Accepted. The University's decentralized operating environment involves several thousand users, in hundreds of departments across the three campuses. These users are engaged in a variety of business and administrative functions necessary to perform the mission of the University. The University does have certain processes in place to limit the ability of users to perform many types of transactions. The University believes that many of these controls have been effective, but does agree that improvement to the user access control environment is needed and will be beneficial.

New policies and related procedures were developed, which became effective February 2010, to require documented annual reviews of standard user profiles and individual user access rights. The implementation of these new policies and procedures began in fiscal year 2010 and continues with full implementation expected to be performed in fiscal year 2011. The University will complete the necessary corrective action to address the recommendation in this finding.

**STATE OF ILLINOIS
UNIVERSITY OF ILLINOIS**

Schedule of Findings and Questioned Costs

Year ended June 30, 2010

Current Findings – *Governmental Auditing Standards*

Finding 10-02 – Inadequate Controls over University Procurement Card Transactions

The University has not established adequate internal controls over procurement card transactions.

The University operates a procurement card program which allows individuals throughout the University to make smaller purchases (defined as less than \$4,999) on a credit card which is directly reimbursed by the University on a monthly basis. The University's policies require individuals assigned a procurement card to sign an agreement stipulating they will use the card in accordance with University policy. This agreement is also required to be authorized by the individual's supervisor or the department head. The University's policies require transactions incurred on the procurement card to be approved in the University's procurement card system by the individual cardholder and an assigned reviewer. Although the University has established policies and procedures for issuing procurement cards, incurring and paying for expenditures with procurement cards, and reviewing and approving of procurement card transactions, we noted these policies and procedures were not properly designed to prevent erroneous charges from being paid by the University and were not followed consistently by University personnel.

Specifically, we noted the procurement card system is configured to automatically record transactions in the general ledger to pre-assigned accounts (auto-reconciled) if the cardholder and/or assigned reviewer have not approved the respective transactions within seven days. The configuration of the system is inconsistent with the University policy that requires both the cardholder and reviewer to approve all procurement card transactions. During the year ended June 30, 2010, procurement card transactions that were auto-reconciled and procurement card transactions that were reconciled and approved by the same individual totaled \$2,503,511 and \$7,494,829, respectively. The University also has not implemented procedures to identify duplicate charges or to reconcile procurement card transactions with travel reimbursement forms. As a result, erroneous or duplicate charges may be paid and recorded by the University without any further detective controls to identify them. We also identified the following exceptions in our testwork over 40 procurement card transactions (totaling \$451,206):

- Three transactions (totaling \$12,098) were for charges prohibited by the University's procurement card policies.
- Original supporting documentation could not be located for one P-Card transaction (totaling \$3,978).
- One transaction (totaling \$7,700) was paid in three installments, circumventing the card holder's approved single transaction limit of \$4,999.

In addition, the University was unable to locate approved Procurement Card Authorization/Agreement and Application forms for two of 40 cardholders selected for testwork.

The University has approximately 5,170 active procurement cards and the procurement card expenditures paid for the year ended June 30, 2010 totaled \$101,588,000.

The Fiscal Control and Internal Auditing Act (Illinois Compiled Statutes Chapter 30 Section 10/3001), requires the University to establish and maintain a system, or systems, of internal fiscal and administrative controls, which shall provide assurance that: (1) resources are utilized efficiently, effectively, and in compliance with applicable law; (2) obligations and costs are in compliance with applicable law; (3) funds, property, and other assets and resources are safeguarded against waste, loss, unauthorized use, and misappropriation; (4) revenues,

STATE OF ILLINOIS
UNIVERSITY OF ILLINOIS

Schedule of Findings and Questioned Costs

Year ended June 30, 2010

Current Findings – *Governmental Auditing Standards*

expenditures, and transfers of assets, resources, or funds applicable to operations are properly recorded and accounted for to permit the preparation of accounts and reliable financial and statistical reports and to maintain accountability over the State's resources; and (5) funds held outside the State Treasury are managed, used, and obtained in strict accordance with the terms of their enabling authorities and that no unauthorized funds exist. The University's system of internal controls should include procedures to ensure procurement transactions are appropriately reviewed and approved to avoid erroneous or duplicate transactions from being paid and recorded.

In discussing these conditions with University personnel, they stated that due to the late timing of the fiscal year 2009 audit, ample time did not exist to implement corrective measures before the start of fiscal year 2010, resulting in repeat findings related to auto-reconciling and the ability to produce a copy of the signed agreements for all cardholders. In addition, the University is still in the process of implementing its new Travel and Expense Management System, which will provide controls, in addition to those already in place, to further eliminate the possibility of duplicate transactions with regard to travel reimbursements. The bulleted exceptions noted in this finding are a result of human error; specifically, the failure of certain employees to comply with University policy that is clearly stated and disseminated to all through required training.

Failure to properly review and approve procurement card transactions could result in erroneous or fraudulent transactions being recorded in the general ledger system. (Finding Code 10-02, 09-02, 08-03)

Recommendation

We recommend the University revise its current process to require procurement card transactions be reviewed and approved by the card holder and an independent reviewer prior to recording the transactions in the general ledger. Such process modifications may include eliminating the auto-reconciliation function or establishing another mechanism to allow auto-reconciled transactions to be reviewed and approved prior to being recorded in the specific general ledger accounts. We also recommend the University implement procedures to identify duplicate transactions and to reconcile procurement card transactions to travel reimbursement forms.

University Response

Accepted. On July 9, 2010, the auto-reconcile function was disabled in the P-Card software. Effective that date, all P-Card transactions were required to be reconciled by the Reconciler before they would post to the General Ledger. In addition, early in fiscal year 2011, the Corporate Card Office began the process of collecting a copy of all cardholder agreement forms for all current cardholders from University units and has nearly completed that process. The two cardholders for whom paper authorization forms could not be located are authorized cardholders who were issued cards prior to October 2005. Since this date, to ensure retention of this important documentation, units have been required to fax a copy of all signed authorization forms to the central Corporate Card Office before a card would be issued. In addition, all cardholders in the system as of the fall of 2007 were required to complete online training, testing, and recertification prior to receiving renewal P-cards in February 2008.

The University is currently engaged in the configuration and testing of a travel and expense management system, with implementation to begin February 2011. When fully implemented, all travel-related expenses and employee reimbursable expenses will be captured electronically and routed through an electronic workflow process for

**STATE OF ILLINOIS
UNIVERSITY OF ILLINOIS**

Schedule of Findings and Questioned Costs

Year ended June 30, 2010

Current Findings – *Governmental Auditing Standards*

review and settlement. This will enable the University to monitor and review employee settlements with P-Card transactions and eliminate any opportunity for duplicate payments.

The University recognizes that with approximately 5,170 active procurement cards, erroneous charges can and do occur. The University employs careful oversight and review to ensure these errors are minimal, and it takes immediate action when errors are discovered. The University will continue to be proactive in improving controls over the P-Card system and will continue to provide training and review of policies and requirements for all cardholders.

**STATE OF ILLINOIS
UNIVERSITY OF ILLINOIS**

Schedule of Findings and Questioned Costs

Year ended June 30, 2010

Current Findings – *Governmental Auditing Standards*

Finding 10-03 – Inadequate Year End Accounts Payable Process

The University has not established adequate internal controls over accurately identifying and recording period end accounts payable for financial reporting purposes.

During our audit, we noted the University's year end accounts payable procedures include calculating and recording an estimate of unrecorded liabilities based on the level of cash disbursements subsequent to year-end and historical data of which accounting period similar disbursements subsequent to year end have pertained to. In addition, the University performs reviews over cash disbursements subsequent to year end to track and monitor the actual level of unrecorded liabilities. The actual level of unrecorded liabilities is then compared to the estimate recorded for financial reporting purposes.

During our review of cash disbursements subsequent to year end, we identified seven subsequent disbursements (totaling \$1,212,182) which pertained to fiscal year 2010, but which were not properly identified by the University. Four of these subsequent disbursements (totaling \$1,180,130) were not identified because the University's review of these transactions did not include a review of the shipping documents and any applicable shipping terms.

Generally accepted accounting principles require expenditures to be reported in the period they are incurred. Additionally, the Fiscal Control and Internal Auditing Act (Illinois Compiled Statutes Chapter 30 Section 10/3001), requires the University to establish and maintain a system, or systems, of internal fiscal and administrative controls, which shall provide assurance that: (1) resources are utilized efficiently, effectively, and in compliance with applicable law; (2) obligations and costs are in compliance with applicable law; (3) funds, property, and other assets and resources are safeguarded against waste, loss, unauthorized use, and misappropriation; (4) revenues, expenditures, and transfers of assets, resources, or funds applicable to operations are properly recorded and accounted for to permit the preparation of accounts and reliable financial and statistical reports and to maintain accountability over the State's resources; and (5) funds held outside the State Treasury are managed, used, and obtained in strict accordance with the terms of their enabling authorities and that no unauthorized funds exist. The University's system of internal controls should include procedures to accurately assess whether expenditures are reported in the appropriate period.

In discussing these conditions with University personnel, they stated that the unrecorded accounts payable identified by the auditors largely related to bookstore inventory purchases. The inventory was shipped prior to fiscal year end and was physically received by the University on or after July 1, 2010 (early fiscal 2011). However, the applicable shipping terms were "FOB Shipping Point", meaning the purchase belonged to the University when the product left the vendor. Bookstore staff was not aware purchases involving this situation needed to be treated as University inventory and accrued at fiscal year end.

Failure to accurately analyze cash disbursements subsequent to year end may result in the misstatement of the University's financial position. (Finding Code 10-03, 09-03)

Recommendation

We recommend the University review its current process to assess the completeness of its accounts payable at year end and consider changes necessary to ensure all period end accounts payable are accurately identified and

**STATE OF ILLINOIS
UNIVERSITY OF ILLINOIS**

Schedule of Findings and Questioned Costs

Year ended June 30, 2010

Current Findings – *Governmental Auditing Standards*

recorded. Such procedures should include a determination of when the underlying goods or services were received including a review of shipping documentation and any applicable shipping terms.

University Response

Accepted. The University will take the necessary corrective action to address the recommendation in this finding.

**STATE OF ILLINOIS
UNIVERSITY OF ILLINOIS**

Schedule of Findings and Questioned Costs

Year ended June 30, 2010

Current Findings – *Federal Compliance*

Federal Agency: US Department of Agriculture (USDA)
US Department of Defense (USDOD)
US Department of Housing and Urban Development (USHUD)
US Department of Commerce (USDOC)
US Department of the Interior (USDOI)
US Department of Justice (USDOJ)
US Department of Transportation (USDOT)
US Library of Congress (USLOC)
National Aeronautics and Space Administration (NASA)
US Department of Veterans Affairs (USDVA)
National Science Foundation (NSF)
US Environmental Protection Agency (USEPA)
US Department of Energy (USDOE)
US Department of Education (USDE)
US Department of Health and Human Services (USDHHS)
Corporation for National and Community Service (CNCS)
US Social Security Administration (USSSA)
US Department of Homeland Security (USDHS)
US Agency for International Development (USAID)

Program Name: Research and Development Cluster
Supplemental Nutrition Assistance Program (SNAP)
AIDS Education and Training Centers
Maternal and Child Health Services Block Grant to the States (MCH Block Grant)

CFDA # and Program Expenditures: Various (\$541,078,403)
10.551/10.561 (\$8,128,913)
93.145 (\$2,751,490)
93.994 (\$7,004,055)

Award Numbers: Various (R&D)
81X6287000 (10.551/10.561)
6H4AHA00062-08-01/HF4ETH08PPTRJASW00/H-F4TAN-08-P-PTR-GLDS (93.145)
03789004/93789004/83789004/L11G6788000/11G6518000/11G6788000/11G6517000/K11
G6517120 (93.994)

Questioned Costs: Cannot be determined

Finding 10-04 *Inadequate Documentation for Payroll and Fringe Benefit Expenditures*

The University does not have adequate documentation of payroll and fringe benefit expenditures for certain nonacademic and hourly employees at the Chicago campus.

**STATE OF ILLINOIS
UNIVERSITY OF ILLINOIS**

Schedule of Findings and Questioned Costs

Year ended June 30, 2010

Current Findings – *Federal Compliance*

Bi-weekly time reports are prepared by the Chicago campus for non-academic and hourly personnel. These bi-weekly time reports, which are prepared on both a positive and negative (exception) basis depending on the type of employee, are intended to meet the effort reporting requirements of OMB Circular A-21, *Cost Principles for Higher Education Institutions* (OMB Circular A-21); however, the bi-weekly time reports for certain departments do not include the activities of the employee on the time report as required by OMB Circular A-21.

Specifically, the University uses two different methods for recording and approving time for non-academic and hourly employees. The first method, Web Entry, is designed so that employees directly enter their own total hours worked. Payroll costs are allocated to federal and nonfederal projects (funds) based on the initial appointments (budgeted allocation percentages). For the Web Entry method, a supervisor reviews and approves the time and the respective federal and nonfederal project (fund) allocations. The second method, Department Time, is designed so that time is entered centrally by a designated employee. Similar to the Web Entry method, time is allocated to federal and nonfederal projects (funds) based on the initial appointments (budgeted allocation percentages). For these employees, a supervisor reviews the total time reported by an employee; however, the electronic time reports reviewed do not directly contain the federal and nonfederal project (fund) allocations to substantiate the allocations as required by OMB Circular A-21. The University estimates that approximately half of the departments on the Chicago campus use the Web Entry method and half use the Department Time method.

The non-academic and hourly payroll and estimated fringe benefits costs of the major programs for Chicago campus employees were as follows:

Program Name	Payroll Expenditures	Fringe Benefit Expenditures	Total
Research and Development	\$4,816,227	\$1,471,358	\$6,287,585
SNAP	477,274	145,807	623,081
AIDS	102,076	31,184	133,260
MCH Block Grant	3,966,964	1,211,908	5,178,872

Additionally, associated indirect costs are estimated to be 57 to 58.5% of the payroll and fringe benefit costs, excluding research training grants.

Our audit identified other controls and processes that the University has implemented to mitigate the risk that payroll costs are improperly charged to a federal program. These include required reviews and approvals of the initial appointments of employees (i.e. allocation to federal and nonfederal projects) and monthly reviews by principal investigators (PI's) of labor distribution reports and project ledgers. However, the monthly review by principal investigators is not documented.

OMB Circular A-21, *Cost Principles for Higher Education Institutions*, establishes principles and standards for determining costs for federal awards carried out through grants, cost reimbursements contracts, and other agreements with higher education institutions. To be allowable under federal awards, costs must meet certain general criteria. Those criteria, among other things, require that the expenditures must be allocable, reasonable, and supported by adequate documentation. OMB Circular A-21 (Section J8) requires that the payroll distribution

**STATE OF ILLINOIS
UNIVERSITY OF ILLINOIS**

Schedule of Findings and Questioned Costs

Year ended June 30, 2010

Current Findings – *Federal Compliance*

system will allow confirmation of activity allocable to each sponsored agreement and each of the activity needed to identify F & A costs and the functions to which they are allocable.

Additionally, OMB Circular A-110, *Uniform Administrative Requirements for Grant and Agreements with Institutions of Higher Education, Hospitals, and Other Non-Profit Organizations*, requires nonfederal entities receiving federal awards establish and maintain internal control designed to reasonably ensure compliance with federal laws, regulations, and program compliance requirements. Effective internal controls should include procedures to ensure payroll expenditures are properly supported in accordance with OMB Circular A-21.

In discussing these conditions with University officials, they stated controls and processes exist for the approval of payroll and fringe benefit expenditures for nonacademic and hourly employees to mitigate the risk of payroll costs being improperly charged to a federal program; e.g. after the fact labor redistributions. Beginning in fiscal year 2011 the Chicago campus will establish documentation to substantiate the after-the-fact attestation of time spent and fund allocation for bi-weekly employees.

Inadequate documentation and lack of required effort certifications may result in the federal funds being expended for unallowable purposes. (Finding Code 10-04, 09-04)

Recommendation:

We recommend the University implement procedures to ensure documentation exists to substantiate the after-the-fact confirmation of activity allocable to each federal grant by the respective employee, principal investigator, or a responsible official.

University Response:

Accepted. The University will establish procedures to ensure documentation exists to substantiate the after-the-fact approval of time spent and account(s) charged for bi-weekly employees paid with federal funds.

**STATE OF ILLINOIS
UNIVERSITY OF ILLINOIS**

Schedule of Findings and Questioned Costs

Year ended June 30, 2010

Current Findings – *Federal Compliance*

Federal Agency: US Department of Agriculture (USDA)

Program Name: Research and Development Cluster
Cooperative Extension Services

CFDA # and Program Expenditures: Various (\$541,078,403)
10.500 (\$10,785,671)

Award Numbers: Various (R&D)
2008-41210-04821/2008-41530-19430/2008-48677-04871/2009-38857-19609/2009-41534-
05441/2008-48679-01300/2009-48697-06083/2009-48701-06090/2009-41530-05950/S10179/
2010-03321/S09148/H408906008/00078140/8000026125-AG/08-HHP-374648-0008/
H408904313/25-6365-0023-110/615421B/Q4098043401/25-6324-0081-316/25-6324-0081-
02/S08030/S08064 (10.500)

Questioned Costs: Cannot be determined

Finding 10-05 *Inadequate Documentation for Payroll and Fringe Benefit Expenditures*

The University does not have adequate documentation of payroll and fringe benefit expenditures for employees at the Urbana campus who work on the CES program or the Hatch Grant under the Research and Development Cluster program.

The University does not obtain effort certifications for employees who work on the CES program or the Hatch Grant under the Research and Development Cluster program as required by federal regulations. We reviewed a sample of 40 payroll and fringe benefit expenditures totaling \$126,775 for the CES program noting that the effort of these individuals was charged to multiple activities; however, effort certifications were not obtained. Additionally, we noted effort certifications were not obtained for any of the payroll charges used to meet the cost sharing (matching) requirements of the CES program and Hatch Grant. Total payroll and fringe benefit expenditures charged to the CES program for the fiscal year ended June 30, 2010 were \$3,493,800 and \$2,361,297, respectively. Total payroll and fringe benefit expenditures charged to the Hatch Grant for the fiscal year ended June 30, 2010 were \$3,369,407 and \$161,197, respectively. Total payroll and fringe benefit expenditures used to meet the cost sharing (matching) requirement of the CES program and Hatch Grant for the year ended June 30, 2010 were \$9,993,235 and \$15,180,773, respectively. No indirect costs were charged to the CES program or Hatch Grant.

We did note that bi-weekly time reports are prepared for most employees. However, these bi-weekly time reports, which are prepared on both a positive and negative (exception) basis depending on the type of employee, do not include the activities of the employee as required by OMB Circular A-21.

Our audit identified other controls and processes that the University has implemented to mitigate the risk that payroll costs are improperly charged to a federal program. These include required reviews and approvals of the initial appointments of employees (i.e. allocation to federal and nonfederal projects) and monthly reviews by

**STATE OF ILLINOIS
UNIVERSITY OF ILLINOIS**

Schedule of Findings and Questioned Costs

Year ended June 30, 2010

Current Findings – *Federal Compliance*

principal investigators (PI's) of labor distribution reports and project ledgers. However, the monthly review by principal investigators is not documented.

Section K of Chapter 3 of the Administrative Handbook for Cooperative Extension Work (dated May 1994) requires compensation of personal services for individuals working on multiple activities to be documented in accordance with the provisions of OMB Circular A-21, *Cost Principles for Higher Education Institutions* (OMB Circular A-21) which establishes principles and standards for determining costs for federal awards carried out through grants, cost reimbursements contracts, and other agreements with higher education institutions. To be allowable under federal awards, costs must meet certain general criteria. Those criteria, among other things, require that the expenditures must be allocable, reasonable, and supported by adequate documentation. OMB Circular A-21 (Section J.10) requires that the distribution of salaries and wages for professorial and professional personnel be supported by semi-annual or monthly effort certifications under the after the fact activity report method.

OMB Circular A-21, *Cost Principles for Higher Education Institutions*, establishes principles and standards for determining costs for federal awards carried out through grants, cost reimbursements contracts, and other agreements with higher education institutions. To be allowable under federal awards, costs must meet certain general criteria. Those criteria, among other things, require that the expenditures must be allocable, reasonable, and supported by adequate documentation. OMB Circular A-21 (Section J8) requires that the payroll distribution system will allow confirmation of activity allocable to each sponsored agreement and each of the activity needed to identify F & A costs and the functions to which they are allocable.

Additionally, OMB Circular A-110, *Uniform Administrative Requirements for Grant and Agreements with Institutions of Higher Education, Hospitals, and Other Non-Profit Organizations*, requires nonfederal entities receiving federal awards establish and maintain internal control designed to reasonably ensure compliance with federal laws, regulations, and program compliance requirements. Effective internal controls should include procedures to ensure payroll expenditures are properly supported in accordance with OMB Circular A-21.

In discussing these conditions with University officials, they stated they believe the University systems provide adequate supporting documentation for payroll and fringe benefit expenditures claimed for federal reimbursement and cost sharing (matching) under the CES and the Hatch Grant within the Research and Development Cluster.

Inadequate documentation and lack of required effort certifications may result in the federal funds being expended for unallowable purposes. (Finding Code 10-05, 09-05)

Recommendation:

We recommend the University implement procedures to ensure documentation exists to substantiate the after-the-fact confirmation of activity allocable to each federal grant and cost share by the respective employee, principal investigator, or a responsible official.

STATE OF ILLINOIS
UNIVERSITY OF ILLINOIS

Schedule of Findings and Questioned Costs

Year ended June 30, 2010

Current Findings – *Federal Compliance*

University Response:

Not Accepted. This is a repeat finding from FY09. The University has sought guidance using the audit resolution process which is still pending. The University disagrees with the audit firm's assessment that a method of effort certification is not occurring. The University utilizes the Activity Reporting System (ARS) and the Banner Time Reporting System to meet reporting requirements associated with receipt of federal formula funds allocated to the University of Illinois. Use of these systems is consistent with guidance outlined in the Administrative Manual for the Hatch Act (page 10) and the Administrative Handbook for Cooperative Extension Work (pages 3-28, 29).

ARS is a campus-based system for monitoring, validating and reporting activities and effort in primary mission areas including instruction, research and outreach activity. Sources of funds supporting salary, as well as percent effort, are documented in this system. All fund sources and effort are captured and documented, including those from federal formula funds. The system is tied to the Banner HR, Finance and Student modules. Utilizing this system, units review, monitor and validate the accuracy of fund source and mission area effort for all academic and graduate employees holding appointments in the unit. Modifications to appointments and/or salary funding source are captured in this system. Validation by authorized personnel at the unit level with specific knowledge of employee effort occurs annually.

The Banner Time Reporting System captures funding source and hours worked for all employees paid in a non-salaried, biweekly manner. Supervisors and authorized unit personnel certify accuracy when approving work or benefit time reported in this system.

Authority for receipt and appropriate use of federal formula funding in support of research (Hatch) and extension work (Smith-Lever) rests with the Directors of the Agricultural Experiment Station and the Extension Service in accordance with guidelines outlined in the administrative manuals provided by USDA, including both programmatic and financial reporting. Funds are allocated for use and budgeted in units where programmatic activity occurs. Federal formula funds are not received in direct support of a specific project proposal, principal investigator or project period in the same way that funds are awarded to faculty who submit successful proposals to NIH, NSF or other granting agencies, including other grant programs provided by USDA. Programmatic oversight for use of these federal formula funds is achieved through annual reporting to USDA through the Plan of Work. Additionally, the Planning, Reporting and Evaluation System (PRES) brings together several reporting features for Extension professional field staff and hourly program staff that include activity reporting, contact reporting, leave reporting for professional field staff, plan of work impact reporting, and annual self-evaluations. Financial oversight is achieved through the filing of annual financial reports that outline the amount of appropriation expended, and the amount of required match made available to support the research and extension programs at Illinois in any given fiscal year. Financial information from University accounting systems is utilized to document expenditures associated with federal formula funds and also to document the pool of allowable expenditures associated with required matching.

Given the unique nature of the federal formula fund appropriations, we believe the University systems in place provide sufficient documentation to meet the requirements for programmatic and financial reporting as outlined in the administrative manuals associated with these funding streams in addition to Circular A-21 requirements.

**STATE OF ILLINOIS
UNIVERSITY OF ILLINOIS**

Schedule of Findings and Questioned Costs

Year ended June 30, 2010

Current Findings – *Federal Compliance*

Auditors' Comment:

As noted in the finding above, the University does not obtain effort certifications for employees who work on the CES program or the Hatch Grant under the Research and Development Cluster program. Additionally, bi-weekly time reports do not include the activities of employees. Although we acknowledge there are other controls and processes the University has implemented to mitigate the risk that payroll costs are improperly charged to a federal program, we believe the University is not in compliance with documentation requirements for payroll costs under OMB Circular A-21.

STATE OF ILLINOIS
UNIVERSITY OF ILLINOIS

Schedule of Findings and Questioned Costs

Year ended June 30, 2010

Current Findings – *Federal Compliance*

Federal Agency: US Department of Health and Human Services (USDHHS)

Program Name: Maternal and Child Health Services Block Grant to the States (MCH Block Grant)

CFDA # and Program Expenditures: 93.994 (\$7,004,055)

Award Numbers: 03789004/93789004/83789004/L11G6788000/11G6518000/11G6788000/
11G6517000/K11G6517120

Questioned Costs: Cannot be determined

Finding 10-06 *Incompatible Allocation Methodologies for Payroll Costs*

The University (Chicago campus) did not use an appropriate methodology for allocating payroll and fringe benefit expenditures for academic personnel to the MCH Block Grant program.

The University operates the Division of Specialized Care for Children (DSCC) through which the University provides rehabilitative and medical treatments to State children with special healthcare needs. The DSCC has multiple funding sources, including the Medicaid Cluster program operated by the Illinois Department of Healthcare and Family Services (DHFS) and the MCH Block Grant program operated by the Illinois Department of Human Services (IDHS). In order to identify the expenditures related to each of the funding sources, the University has established separate funds to account for the expenditures of the DSCC. Although these separate funds (accounts) have been established to identify costs for each of the federal and state programs which fund the operations of the DSCC, the University views the expenditures reported in these funds as being interchangeable among each of the funding sources. Accordingly, the payroll and fringe benefit expenditures for each employee of the DSCC are allocated to the activities of the DSCC based upon the funding expected to be available from each funding source, and not based upon the expected effort of each employee for each of the DSCC's activities as required by federal regulations.

In performing our testwork over the payroll and fringe benefit expenditures allocated to the MCH Block Grant Program, we noted the University used two incompatible methodologies for allocating payroll and fringe benefit expenditures to the MCH Block Grant program. First, the University prepared annual effort confirmations for academic personnel assigned to the DSCC which was intended to certify the accuracy of the planned effort allocated for each employee to each fund (account). In addition, the University performed a random moment time study to determine the DSCC costs that are allocable to the Medicaid Cluster program as required under an intergovernmental agreement with DHFS. In performing the random moment time study, the University accumulated all payroll, fringe benefit, and indirect costs applicable to the DSCC from the separate funds (accounts) discussed above into a single cost pool and applied the results of the random moment time study to determine the expenditures allocable to the Medicaid Cluster program. During our testwork, we noted the results of the random moment time study are not used to record payroll, fringe benefit, and indirect costs in the general ledger and only used to determine the cost of selected activities. As a result, it is highly probable that the costs allocated to the MCH Block Grant program using the plan confirmation method were also reported to DHFS under the random moment study for the Medicaid Cluster program.

STATE OF ILLINOIS
UNIVERSITY OF ILLINOIS

Schedule of Findings and Questioned Costs

Year ended June 30, 2010

Current Findings – *Federal Compliance*

Payroll and fringe benefits expenditures allocated to the MCH Block Grant for employees following the plan confirmation effort reporting method were approximately \$764,009 during the year ended June 30, 2010.

OMB Circular A-21, *Cost Principles for Higher Education Institutions*, establishes principles and standards for determining costs for federal awards carried out through grants, cost reimbursements contracts, and other agreements with higher education institutions. To be allowable under federal awards, costs must meet certain general criteria. Those criteria, among other things, require that the expenditures must be allocable, reasonable, and supported by adequate documentation. OMB Circular A-21 (Section J.10) requires that the distribution of salaries and wages must recognize the principle of after-the-fact confirmation or determination so that costs distributed represent actual costs, unless a mutually satisfactory alternative agreement is reached. OMB Circular A-21 (Section D) also requires that costs are not included as a cost or used to meet cost sharing requirements of other federally supported activities of the current or a prior period.

Additionally, OMB Circular A-110, *Uniform Administrative Requirements for Grant and Agreements with Institutions of Higher Education, Hospitals, and Other Non-Profit Organizations*, requires nonfederal entities receiving federal awards establish and maintain internal control designed to reasonably ensure compliance with federal laws, regulations, and program compliance requirements. Effective internal controls should include procedures to ensure payroll and fringe benefit expenditures are properly supported in accordance with OMB Circular A-21 and are not charged to or used to meet the cost sharing requirement of more than one federal program.

In discussing these conditions with University officials, they stated the program for children with special health care needs is administered in accordance with the guidelines and expectations of the state and federal sponsors. The program is operated as a result of a federal – state partnership to maximize services to the population of children with special health care needs consistent with the objectives of the granting agencies and the requirements for use of funds.

The use of incompatible payroll allocation methodologies could result in the same payroll and fringe benefits being allocated under more than one federal program, which are unallowable costs. (Finding Code 10-06, 09-06)

Recommendation:

We recommend the University work with its federal cognizant agency, DHFS, and IDHS to develop a methodology for documenting and allocating payroll, fringe benefits, and indirect costs of the DSCC in a manner which conforms with federal regulations and which best reflects the actual costs allocable to each of the activities of the DSCC.

University Response:

Accepted. The University and the Division of Specialized Care for Children developed procedures to direct charge expenditures and services related to the federally sponsored MCH Block Grant Program. This approach eliminated the necessity to develop an allocation methodology.

STATE OF ILLINOIS
UNIVERSITY OF ILLINOIS

Schedule of Findings and Questioned Costs

Year ended June 30, 2010

Current Findings – *Federal Compliance*

Federal Agency: US Department of Agriculture (USDA)

Program Name: Supplemental Nutrition Assistance Program (SNAP)

CFDA # and Program Expenditures: 10.551/10.561 (\$8,128,913)

Award Numbers: 81X6287000

Questioned Costs: Cannot be determined

Finding 10-07 *Inadequate Procedures to Determine the Allowability of Cost Share Expenditures*

The University does not have an adequate process in place to determine the allowability of certain expenditures used to meet the cost share (matching) requirement of the SNAP Program.

The University is required to meet a cost share requirement of approximately \$7.5 million relative to the SNAP program administered by the Urbana campus. The expenditures used to meet the SNAP cost share requirement include expenditures for teacher salaries made by public school districts at which nutrition education programs are presented. The value of the expenditures made by the public school districts for teacher's salaries are estimated by the University based upon an hourly rate derived from the average annual expenditure data reported by the public school district to the Illinois State Board of Education (ISBE). Specifically, the University computes hourly rates for each school district based upon average annual wage expenditures reported to ISBE and multiplies the applicable school district's rate times the number of teacher hours documented by the school district and University personnel delivering the program. However, in determining the estimate of the value of the time spent by the teachers in the educational programs, the University does not have sufficient documentation to ensure that teacher salaries being used to meet the SNAP cost share were not funded by other federal programs operated by the school district. We did note the University receives a certification at the beginning of the year from participating school districts stating that teachers participating in the SNAP educational programs will not be charged to federal programs. However, there is no after-the-fact verification to substantiate that participating teacher salaries were not funded by other federal programs. As a result, it is possible that the value of the teacher salaries used to meet the University's cost share requirement under the SNAP program may also have been charged to another federal program or used to meet a cost share requirement of another federal program by the school district which is not allowable under SNAP program regulations.

Teacher salary expenditures used to meet the cost sharing requirement of the SNAP program were \$1,812,524 for the year ended June 30, 2010.

Appendix C section B.3 of the Food Stamp Nutrition Education Plan Guidance dated March 31, 2009 states the recipient's share of program costs may not include funds paid by the Federal government under another assistance agreement unless authorized under that agreement and its laws or any non-Federal funds contributed for another Federally assisted program unless authorized by Federal legislation. Additionally, OMB Circular A-110, *Uniform Administrative Requirements for Grant and Agreements with Institutions of Higher Education, Hospitals, and Other Non-Profit Organizations*, requires nonfederal entities receiving federal awards establish

STATE OF ILLINOIS
UNIVERSITY OF ILLINOIS

Schedule of Findings and Questioned Costs

Year ended June 30, 2010

Current Findings – *Federal Compliance*

and maintain internal control designed to reasonably ensure compliance with federal laws, regulations, and program compliance requirements. Effective internal controls should include procedures to ensure expenditures used to meet cost share requirements have not been reimbursed under another federal program or used to meet the cost share requirement of another federal program.

In discussing these conditions with University officials, they stated that the University has an adequate process in place for documenting expenditures used to meet the cost share requirement of the SNAP program.

Failure to ensure expenditures used to meet cost share requirements are not used for other federal programs may result in unallowable expenditures being used to meet cost share requirements. (Finding Code 10-07, 09-08)

Recommendation:

We recommend the University implement procedures to verify expenditures used to meet the SNAP cost share requirement have not been reimbursed under another federal program or used to meet the cost share requirement of another federal program. In addition, the University should be using the actual wages for the teachers participating in the educational program

University Response:

Not accepted. This is a repeat finding from FY09. This finding is pending resolution with IDHS.

The University disagrees with the finding and with the facts as stated in the finding. Under this program, the mandatory cost-share is a one-to-one match of direct expenditures, up to the maximum award amount of approximately \$7.5 million.

The UI Extension has procedures to verify that teacher salaries used as in-kind cost share are not directly reimbursed from any other federal source of funds. The UI Extension offices require potential program contributors to submit Form A, Confirmation of Community In-Kind Cost Share Contributions. This form, signed by contributors, states, "I confirm the Source of Funding for these contributions are NOT directly or indirectly from Federal Government or Private monies." The form provided by the school officials certifying the source of funding for the teacher salaries has been accepted by the sponsor as documentation supporting this portion of the required cost-share. The University provided the audit firm a copy of this form with the confirmation language during the FY09 audit; the firm did not request a copy of the documentation in FY10, but the substance of the form has not changed.

Management Reviews of this program are periodically conducted by the IDHS Chief of the Bureau of Homeless Services and Supportive Housing to evaluate the performance, the results of the program, and the ability of the Principal Investigator. The most recent Management Report stated the record of staff time spent, both paid and in-kind, is accurate and consistently maintained. It also stated program costs, expenditures and donations are accurately and consistently documented with appropriate details and any claimed, in-kind match is documented.

**STATE OF ILLINOIS
UNIVERSITY OF ILLINOIS**

Schedule of Findings and Questioned Costs

Year ended June 30, 2010

Current Findings – *Federal Compliance*

Auditors' Comment:

The Form A discussed above is obtained from potential program contributors in advance of the performance of the services (i.e. at the beginning of the program year). There is no after-the-fact verification to substantiate that participating teacher salaries were not funded by other federal programs. As a result, it is possible that the value of the teacher salaries used to meet the University's cost share requirement under the SNAP program may also have been charged to another federal program or used to meet a cost share requirement of another federal program by the school district which is not allowable under SNAP program regulations. Additionally, the University computes hourly rates for each school district based upon average annual wage expenditures reported to ISBE, not the actual salary of the teachers that provided services under the SNAP program. Accordingly, we do not believe there is an adequate process in place to determine the allowability of these expenditures used to meet the cost share (matching) requirement.

Additionally, the grant agreement between IDHS and the University requires the University to provide matching expenditures (cost share) of \$11,587,136 from non-federal sources over the term of the grant, which covers more than the current year. Of this amount, an allocable portion for the current year based on a one-to-one ratio is \$8.1 million.

STATE OF ILLINOIS
UNIVERSITY OF ILLINOIS

Schedule of Findings and Questioned Costs

Year ended June 30, 2010

Current Findings – *Federal Compliance*

Federal Agency: US Department of Agriculture (USDA)

Program Name: Supplemental Nutrition Assistance Program (SNAP)

CFDA # and Program Expenditures: 10.551/10.561 (\$8,128,913)

Award Numbers: 81X6287000

Questioned Costs: \$203,595

Finding 10-08 *Unsupported Volunteer Rate Used for Cost Share Requirement*

The University used an unsupported rate to value services of volunteers used to meet the cost share (matching) requirement of the SNAP Program.

The University is required to meet a cost share requirement of approximately \$7.5 million relative to the SNAP program administered by the Urbana campus. The expenditures used to meet the cost share requirement are funded by several sources, including in-kind contributions from local governmental entities at which nutrition education programs are presented. The in-kind contributions from the local governments include an estimated value for the time spent by volunteers who assist University personnel during the educational programs.

The University has established an estimated hourly rate of \$18.97 and \$20.25 which are used to value the services of the volunteers. Management stated the rate was based on an estimated dollar value of volunteer time published by a not-for-profit organization that was established to serve as a leadership forum for charities, foundations, and corporate giving programs. Management further stated that volunteers were performing specialized tasks including materials translation, food preparation demonstrations, and the delivery of curriculum. However, there was no documentation to substantiate what services each volunteer was performing and how it correlated to the hourly rate of \$18.97 or \$20.25. As there is no documentation on the specific services provided by the volunteers and a clear link to specialized skills and corresponding values, we believe the minimum hourly wage rate of \$7.25 (in effect during fiscal year 2010) should be used to value these services. As a result, the contributed volunteer services could be overstated by as much as \$203,595.

Appendix C section A.4 of the Food Stamp Nutrition Education Plan Guidance dated March 31, 2009 requires volunteer time or services to a public organization to be computed on a reasonable hourly basis in accordance with the duties being performed or based on the Federal minimum hourly wage established by the United States Department of Labor. Additionally, OMB Circular A-110, *Uniform Administrative Requirements for Grant and Agreements with Institutions of Higher Education, Hospitals, and Other Non-Profit Organizations*, requires nonfederal entities receiving federal awards establish and maintain internal control designed to reasonably ensure compliance with federal laws, regulations, and program compliance requirements. Effective internal controls should include procedures to ensure contributions of volunteer time are estimated in accordance with program requirements.

STATE OF ILLINOIS
UNIVERSITY OF ILLINOIS

Schedule of Findings and Questioned Costs

Year ended June 30, 2010

Current Findings – *Federal Compliance*

In discussing these conditions with University officials, they stated the rate used for volunteer services is adequately documented and that the federal minimum hourly wage rate is not a more appropriate estimate of the value of these services.

Failure to appropriately value volunteer services may result in the University not meeting its cost share requirement. (Finding Code 10-08, 09-09)

Recommendation:

We recommend the University implement procedures to ensure rates established to value volunteer services are consistent with the services being provided by the volunteer.

University Response:

Not Accepted. This is a repeat finding from FY09. It is pending resolution with Illinois Department of Human Services (IDHS).

The University disagrees that the rate used for volunteer services is undocumented and disagrees that the federal minimum hourly wage rate of \$8.00 (in effect during fiscal year 2010) is a more appropriate estimate of the value of these services.

The University used a rate of \$18.97 per hour to value the services of volunteers. This rate is based on the calculated “Dollar Value of a Volunteer Hour” as compiled by Independent Sector, a leadership forum for charities, foundations, and corporate giving programs. Per documentation the University provided in support of this rate, the value of volunteer time is based on the average hourly earnings of all production and nonsupervisory workers on private nonfarm payrolls (as determined by the Bureau of Labor Statistics). The compiling organization takes this figure and increases it by 12 percent to estimate for fringe benefits. The actual value of a volunteer hour is \$20.25 for 2008.

The \$18.97 rate was used to calculate the budgeted amount for in-kind volunteer activities per the FY10 UIUC Illinois Food Stamp Nutrition Education proposal. This budget, including the value of volunteer services calculated using this rate, was approved by USDA and IDHS.

The federal SNAP guidelines do not require that the rate used for costing volunteer activities be specifically approved. Per the federal SNAP guidelines, the value of a volunteer’s time should be computed on a reasonable hourly basis in accordance with the duties being performed. The University provided information indicating the volunteers provide highly specialized skills, serving as interpreters in classroom settings to assist Hispanic, Chinese, and Somalian students. Using the minimum wage to cost these services would not properly reflect the true value of these services that are critical to the program.

According to the Financial Accounting Standards Board (FASB), the value of volunteer services can also be used on financial statements – including statements for internal and external purposes, grant proposals, and annual reports – only if a volunteer is performing a specialized skill for a nonprofit. They recommend that the general rule to follow when determining if contributed services meet the FASB criteria for financial forms is to

STATE OF ILLINOIS
UNIVERSITY OF ILLINOIS

Schedule of Findings and Questioned Costs

Year ended June 30, 2010

Current Findings – *Federal Compliance*

determine whether the organization would have purchased the services if they had not been donated. The volunteers are critical to the mission of the SNAP programs and perform specialized tasks including materials translation, food preparation demonstrations, and the delivery of curriculum, none of which are minimum wage tasks.

A Management Review of this program was conducted by the IDHS Chief of the Bureau of Homeless Services and Supportive Housing who evaluated the performance, the results of the program, and the ability of the Principal Investigator. The Management Report stated the number and type of staff (credentials and skills) are appropriate to achieve program goals and a system of maintaining and monitoring/evaluating staff competency is in place and is assessed for effectiveness. The report stated the University has the appropriate staffing and credentials to conduct program activities, noting that “para-professional” staff is overseen by professional staff and the “staff was very engaging and knowledgeable about nutritional education.”

Auditors’ Comment:

Although management made a general statement that volunteers performed specialized tasks, there is no documentation to substantiate what services were actually provided, nor is there a clear link to specialized skills and corresponding values for the services provided.

STATE OF ILLINOIS
UNIVERSITY OF ILLINOIS

Schedule of Findings and Questioned Costs

Year ended June 30, 2010

Current Findings – *Federal Compliance*

Federal Agency: US Department of Agriculture (USDA)

Program Name: Supplemental Nutrition Assistance Program (SNAP)

CFDA # and Program Expenditures: 10.551/10.561 (\$8,128,913)

Award Numbers: 81X6287000

Questioned Costs: Cannot be determined

Finding 10-09 *Inadequate Process for Monitoring SNAP Cost Share*

The University does not have an adequate process in place to ensure expenditures used to meet the cost sharing requirement of the SNAP program are allowable.

The University is required to meet a cost share requirement of approximately \$4.1 million relative to the SNAP program administered by the Chicago campus. The cost share is provided through the University's Chicago Partnership for Health Promotion which is a program aimed at providing high quality nutrition education, health promotion, and disease prevention services through partnerships directed at eligible families in Chicago. The expenditures used to meet the cost share requirement are funded by multiple sources including contributed effort by four University departments and contributed effort, space, and supplies from four municipal partners. The cost share expenditures are reported to the University's Grants and Contracts Office in Chicago on an annual basis by the University departments and on a quarterly basis by the municipal partners.

During our testing, we noted approximately \$1.2 million of the cost share expenditures identified for the federal fiscal year ended September 30, 2009 related to contributed effort by University employees that was not supported by documentation required by the applicable cost circular. Specifically, we noted there were not annual effort certifications on file to document the effort of salaried employees identified by the University to meet the SNAP cost share requirement.

Additionally, we noted the University has not implemented procedures to monitor approximately \$2.9 million of cost share expenditures reported by its municipal partners. The University receives quarterly reports which summarize the cost share expenditures provided by its municipal partners; however, the information reported does not provide the University with sufficient information to determine whether the costs meet allowable cost criteria, including whether the expenditures are adequately supported and documented by the municipal partner.

OMB Circular A-110, *Uniform Administrative Requirements for Grant and Agreements with Institutions of Higher Education, Hospitals, and Other Non-Profit Organizations*, states expenditures claimed as cost share must be verifiable from the recipient's records, allowable under the applicable cost principles, and must not be paid by the Federal Government under another award. Additionally, OMB Circular A-110 requires nonfederal entities receiving federal awards establish and maintain internal control designed to reasonably ensure compliance with federal laws, regulations, and program compliance requirements. Effective internal controls

**STATE OF ILLINOIS
UNIVERSITY OF ILLINOIS**

Schedule of Findings and Questioned Costs

Year ended June 30, 2010

Current Findings – *Federal Compliance*

should include procedures to ensure cost share requirements are attained in accordance with program requirements.

In discussing these conditions with University officials, they stated they believed their processes were adequate, but will implement additional procedures to monitor the matching requirement.

Failure to adequately document and monitor cost share expenditures may result in the University using unallowable costs to meet its cost share requirement. (Finding Code 10-09)

Recommendation:

We recommend the University implement procedures to ensure employee effort used to meet cost share requirements are adequately documented in accordance with the applicable cost principles. We also recommend the University implement monitoring procedures to ensure cost share expenditures reported by its municipal partners are allowable.

University Response:

Accepted. UIC will develop procedures to obtain supporting documentation as appropriate for the SNAP cost share.

**STATE OF ILLINOIS
UNIVERSITY OF ILLINOIS**

Schedule of Findings and Questioned Costs

Year ended June 30, 2010

Current Findings – *Federal Compliance*

Federal Agency: National Science Foundation (NSF)
US Department of Health and Human Services (USDHHS)

Program Name: Research and Development Cluster
Education and Human Resources
AIDS Education and Training Centers (AIDS)

CFDA # and Program Expenditures: Various (\$541,078,403)
47.076 (\$3,481,938)
93.145 (\$2,751,490)

Award Numbers: Various (R&D)
0850213/0549245/0535864/08-31820/08-30884/08-17185/ 07-37002/06-22573/07-15088/03-38215/0904024/53327/53636/0413000/ Y410676/0702872 (47.076)
6H4AHA00062-08-01/HF4ETH08PPTRJASW00/H-F4TAN-08-P-PTR-GLDS (93.145)

Questioned Costs: None

Finding 10-10 *Inadequate Documentation for Institutional Letter of Credit Cash Draws*

The University does not have adequate documentation to demonstrate it minimized the time elapsing between the draw (receipt) and expenditure of federal funds for individual awards funded with institutional letters of credit.

The University has established several institutional letters of credit (LOC or LOCs) with federal funding agencies to facilitate cash draws on federally sponsored projects. There are usually numerous individual awards that are drawn from the same LOC. Cash draws for each LOC are calculated weekly by the University's Grants and Contracts Office using a set of queries from the general ledger which summarizes the "claim on cash" (cash basis expenditures less previous cash draws applied) for each grant under the respective LOC and subtracts the aggregate amount of prior draws that have not been applied to the individual awards. Because the calculation for cash draws is performed in total at the LOC level and cash draws are only applied once a month, it is not possible to determine the cash position of an individual grant or whether the University has minimized the time elapsing between the draw down and expenditure of federal funds for each individual grant. Accordingly, we are unable to determine whether the University is in compliance with the cash management regulations.

As part of the finding resolution process, the University has been working with the federal agencies with which it has institutional letters of credit to clarify whether the University is required to document the cash position for individual grants at the time cash draws are performed.

OMB Circular A-110, *Uniform Administrative Requirements for Grant and Agreements with Institutions of Higher Education, Hospitals, and Other Non-Profit Organizations* (OMB Circular A-110), requires the University to minimize the time elapsing between the transfer of funds from the federal government and the payment of program expenditures. OMB Circular A-110 also requires nonfederal entities receiving federal awards establish and maintain internal control designed to reasonably ensure compliance with federal laws,

**STATE OF ILLINOIS
UNIVERSITY OF ILLINOIS**

Schedule of Findings and Questioned Costs

Year ended June 30, 2010

Current Findings – *Federal Compliance*

regulations, and program compliance requirements. Effective internal controls should include procedures to ensure cash draws are properly calculated and adequately supported at the individual award level.

In discussing these conditions with University officials, they stated that in accordance with the allowable pooled payment process, the calculation for cash draws is performed in total at the letter of credit level and not on a grant-by-grant basis.

Failure to adequately document institutional LOC cash draws may result in excessive federal funds being drawn in advance of program expenditures resulting in an interest liability to the Federal government. (Finding Code 10-10, 09-10)

Recommendation:

We recommend the University apply cash after each draw and document the amount of the cash draw applicable to each individual award.

University Response:

Not Accepted. This is a repeat finding from FY09. The Department of Health and Human Services (HHS) in coordination with the Department of Education and the National Science Foundation, issued on February 14, 2011, a Management Decision Letter (MDL). According to the MDL, “The audit finding is not sustained based on our review...”

The University subsequently received a letter on March 10, 2011, from HHS that states “The purpose of this communication is not to reverse our decision(s) but to clarify the nature of the finding and the direction that the University needs to take in correction of the issue(s)”. The University will seek further guidance from HHS.

Auditors’ Comment:

As noted in the finding above, we were not able to determine the cash position of an individual grant or whether the University had minimized the time elapsing between the draw down and expenditure of federal funds for each individual grant.

STATE OF ILLINOIS
UNIVERSITY OF ILLINOIS

Schedule of Findings and Questioned Costs

Year ended June 30, 2010

Current Findings – *Federal Compliance*

Federal Agency: US Department of Agriculture (USDA)
US Department of Defense (USDOD)
US Department of Housing and Urban Development (USHUD)
US Department of Commerce (USDOC)
US Department of the Interior (USDOI)
US Department of Justice (USDOJ)
US Department of Transportation (USDOT)
US Library of Congress (USLOC)
National Aeronautics and Space Administration (NASA)
US Department of Veterans Affairs (USDVA)
National Science Foundation (NSF)
US Environmental Protection Agency (USEPA)
US Department of Energy (USDOE)
US Department of Education (USDE)
US Department of Health and Human Services (USDHHS)
Corporation for National and Community Service (CNCS)
US Social Security Administration (USSSA)
US Department of Homeland Security (USDHS)
US Agency for International Development (USAID)

Program Name: Research and Development Cluster
Cooperative Extension Services
Supplemental Nutrition Assistance Program (SNAP)
Education and Human Resources
National Resource Centers Program for Foreign Language and Area Studies or Foreign
Language and International Studies Program and Foreign Language and Area Studies
Fellowship Program (Foreign Language)
Student Financial Assistance Cluster
AIDS Education and Training Centers (AIDS)
Temporary Assistance for Needy Families
Child Care and Development Fund
Maternal and Child Health Services Block Grant to the States (MCH Block Grant)
Homeland Security Cluster

CFDA # and Program Expenditures: Various (\$541,078,403)
10.500 (\$10,778,671)
10.551/10.561 (\$8,128,913)
47.076 (\$3,481,938)
84.007/84.033/84.038/84.063/84.268/84.375/
84.376/84.379/93.264/93.342/93.364/93.925 (\$575,250,641)
84.015 (\$3,542,579)
93.145 (\$2,751,490)
93.558 (\$5,924,398)

**STATE OF ILLINOIS
UNIVERSITY OF ILLINOIS**

Schedule of Findings and Questioned Costs

Year ended June 30, 2010

Current Findings – *Federal Compliance*

93.575/93.596/93.713 (\$6,049,793)

93.994 (\$7,004,055)

97.067 (\$3,328,774)

Award Numbers: Various (R&D)

2008-41210-04821/2008-41530-19430/2008-48677-04871/2009-38857-19609/2009-41534-05441/2008-48679-01300/2009-48697-06083/2009-48701-06090/2009-41530-05950/S10179/2010-03321/S09148/H408906008/00078140/8000026125-AG/08-HHP-374648-0008/H408904313/25-6365-0023-110/615421B/Q4098043401/25-6324-0081-316/25-6324-0081-02/S08030/S08064 (10.500)
81X6287000 (10.551/10.561)
0850213/0549245/0535864/08-31820/08-30884/08-17185/07-37002/06-22573/07-15088/03-38215/0904024/53327/53636/0413000/Y410676/0702872 (47.076)
P007A091306/P007A081306/P379T090119/P063P090118/P063P080118/P268K100118/P268K100119/P268K103182/P375090118/P375A080118/P375A07118/P376S090118/P376S080118/P379T103182/P379T100118/P379T090118/T08HP13322-01-01/T08HP13156-01-00 (84.007/84.033/84.038/84.063/84.268/84.375/84.376/84.379/93.264/93.342/93.364/93.925)
P015A060091/P015A060066/P015B060066/P015A060013/P015A060115/P015A060171/P015A060041/P015A060136/P015B060041/P015B060013/P015B060136/P015B060115/P015B060171/P015B060091/P015A030141/P015B030141 (84.015)
6H4AHA00062-08-01/HF4ETH08PPTRJASW00/H-F4TAN-08-P-PTR-GLDS (93.145)
81X6522000 (93.575/93.596/93.713)
2010 81X6957000 (93.558)
03789004/93789004/83789004/L11G6788000/11G6518000/11G6788000/11G6517000/K11G6517120 (93.994)
2009-05954/09RICP2010-02975/09 IFSI DTT/IFSI 2009-00904/08RICP 2009-01112/ 2008-04892/07RICP 2008-02750/ ITTF FFY 2007 (97.067)

Questioned Costs: None

Finding 10-11 *Inadequate Procedures for Closing Federal Projects*

The University does not have adequate procedures in place to ensure federal projects are closed in a timely manner.

The University administers thousands of individual federal projects from several federal agencies and pass-through entities which have varying project periods. The University has formally documented policies and procedures for closing out federally funded projects which generally require projects to be closed within 90 days after the project end date. Procedures have been established to send a notice of terminating accounts to the principal investigator or program coordinator 90 days prior to the project end date. The notice provides information about the process for closing projects and includes an information request for any extensions granted and other project information necessary to complete the project close out. Personnel in the Grants and Contracts

**STATE OF ILLINOIS
UNIVERSITY OF ILLINOIS**

Schedule of Findings and Questioned Costs

Year ended June 30, 2010

Current Findings – *Federal Compliance*

Office are responsible for ensuring the University has met its obligations under the project, closing the general ledger accounts, and returning any unexpended grant funds to the federal agency or pass-through entity.

During our review of the schedule of expenditures of federal awards for the year ended June 30, 2010, we noted expenditures (or negative expenditures) were reported for several projects with end dates prior to June 30, 2008. Specifically, we noted the following:

Year ended	Number of projects with end date during fiscal year	Year ended June 30, 2010		
		Number of cost transfers	Dollar amount of positive cost transfers	Dollar amount of negative cost transfers
June 30, 1996	1	2	\$0	\$(6,927)
June 30, 1998	1	0	0	0
June 30, 2000	3	0	0	0
June 30, 2001	2	4	2,273	(1,093)
June 30, 2002	9	57	97,590	(143,160)
June 30, 2003	10	6	85,887	(469,338)
June 30, 2004	15	18	0	(58,704)
June 30, 2005	19	91	24,048	(84,341)
June 30, 2006	36	179	26,793	(369,967)
June 30, 2007	54	263	217,930	(220,173)
June 30, 2008	96	1,151	544,527	(1,462,025)
Totals	246	1,771	999,048	(2,815,728)

Upon review of a sample of 40 transactions recorded in projects with end dates prior to June 30, 2008, we noted the vast majority of the transactions selected were to transfer expenditures to the correct project accounts. The underlying transactions being transferred had been erroneously recorded to an incorrect project several years prior to the date of the transfer. Accordingly, the periodic financial reports previously submitted for several of the University's federally funded projects inaccurately included or excluded project expenditures which were later transferred between projects.

OMB Circular A-110, *Uniform Administrative Requirements for Grant and Agreements with Institutions of Higher Education, Hospitals, and Other Non-Profit Organizations* (OMB Circular A-110) requires accurate, current, and complete disclosure of the financial results of each federally-sponsored project or program in accordance with the applicable reporting criteria. OMB Circular A-110 also requires nonfederal entities receiving federal awards establish and maintain internal control designed to reasonably ensure compliance with federal laws, regulations, and program compliance requirements. Effective internal controls should include procedures to ensure expenditures (including cost transfers) are allowable in accordance with federal regulations.

In discussing these conditions with University officials, they stated there are a variety of reasons for delays in grant close-outs.

**STATE OF ILLINOIS
UNIVERSITY OF ILLINOIS**

Schedule of Findings and Questioned Costs

Year ended June 30, 2010

Current Findings – *Federal Compliance*

Failure to close projects and process necessary cost transfers in a timely manner may result in inaccurate periodic financial reports and disallowances of costs. (Finding Code 10-11, 09-13)

Recommendation:

We recommend the University implement procedures to monitor the timeliness of project close outs. Additionally, the University should review its current processes to identify any additional procedures necessary to reduce the number of late cost transfers being processed upon the close out of its federal projects.

University Response:

UIUC Response

Accepted. However, we disagree with the data in the audit firm's table presented above. The overall total of 246 awards reported as having expenditure activity FY10 is not representative of the true population. Only 136 awards with end dates prior to FY09 had transactions posted in FY10; the audit firm included 103 awards that had no expenditures posted during FY10.

The University notes the testing population for timely closeout included only 136 federally-funded awards (direct and pass-through funding) with project period end dates prior to 7/1/2008 that had transactions posted in FY10 and 103 awards that had no transaction activity in FY10, not the full population of all awards that were closed (termed) on all campuses during FY10 – which was 2,643 awards in total. For all Campuses, the total number of awards active during FY10 was 8,913 of which 5,461 are federally funded.

1,771 individual expenditure transaction entries are noted in the tables above. This is the total number of expenditure transactions posted to the awards; not all of these transactions are cost transfers. 882 of the transactions (~50% of the total) are system-generated assessments for fringe benefits or F&A that automatically post in the accounting system subsequent to the direct expenditure posting. 96 transactions are administrative adjustments posted by the central administrative offices to correct fringe benefit or F&A assessments. Of the remaining 793 transactions, 284 (~36% of the remaining) are adjusting entries with an absolute value of \$100 or less. Many of these entries were necessary bookkeeping adjustments needed to zero out the funds to a status where budget/expenditures/cash collected values are equal. This was required before the awards could be administratively closed out (termed) in the financial accounting system.

Further, the University notes that while the close-out process will apply to all the awards listed within this finding, many of the awards specifically listed in this finding are currently active.

The University acknowledges the grant closeout process can be complicated and delays may occur for a variety of reasons. There are instances of late award close-out. The causes of a late close-out vary depending on the award and the situation. Incremental funding on multi-year awards may be delayed, causing valid and allowable expenditures to post during the wait period. Difficulties in collecting delinquent Accounts Receivable balances or completion of project deliverables have also contributed to delays in the closeout of awards.

STATE OF ILLINOIS
UNIVERSITY OF ILLINOIS

Schedule of Findings and Questioned Costs

Year ended June 30, 2010

Current Findings – *Federal Compliance*

The University believes adequate controls are in place, and the majority of awards are closed in a timely manner. The University will continue to monitor the timeliness of closeouts.

UIC Response

Partially Accepted. We agree that transactions were posted outside the normal timeframe for project closeout as defined by our policies and procedures. There are various causes of late close-outs, and we are working towards improving the timeliness of this process.

We disagree that the procedures are inadequate. The documented procedures clearly define the process and timeline for normal closeouts. In most cases, the financial reports are based on an analysis of applicable and reportable costs through the project end date. Often times, there can be trailing or un-reportable transactions that do not impact the financial reports, therefore, the periodic financial reports are not inaccurate.

Auditors' Comment:

As discussed in the finding above, we noted several transactions posted to awards which ended prior to June 30, 2008. We believe the University should review its current processes to identify additional procedures necessary to monitor the timeliness of project close outs and reduce the number of late cost transfers required at close out.

STATE OF ILLINOIS
UNIVERSITY OF ILLINOIS

Schedule of Findings and Questioned Costs

Year ended June 30, 2010

Current Findings – *Federal Compliance*

- Federal Agency:** US Department of Agriculture (USDA)
US Department of Defense (USDOD)
US Department of Housing and Urban Development (USHUD)
US Department of Commerce (USDOC)
US Department of the Interior (USDOI)
US Department of Justice (USDOJ)
US Department of Transportation (USDOT)
US Library of Congress (USLOC)
National Aeronautics and Space Administration (NASA)
US Department of Veterans Affairs (USDVA)
National Science Foundation (NSF)
US Environmental Protection Agency (USEPA)
US Department of Energy (USDOE)
US Department of Education (USDE)
US Department of Health and Human Services (USDHHS)
Corporation for National and Community Service (CNCS)
US Social Security Administration (USSSA)
US Department of Homeland Security (USDHS)
US Agency for International Development (USAID)
- Program Name:** Research and Development Cluster
Cooperative Extension Services
Supplemental Nutrition Assistance Program (SNAP)
Education and Human Resources
National Resource Centers Program for Foreign Language and Area Studies or Foreign
Language and International Studies Program and Foreign Language and Area Studies
Fellowship Program (Foreign Language)
Student Financial Assistance Cluster
AIDS Education and Training Centers (AIDS)
Child Care and Development Fund
Maternal and Child Health Services Block Grant to the States (MCH Block Grant)
Homeland Security Cluster
- CFDA # and Program Expenditures:** Various (\$541,078,403)
10.500 (\$10,778,671)
10.551/10.561 (\$8,128,913)
47.076 (\$3,481,938)
84.007/84.033/84.038/84.063/84.268/84.375/
84.376/84.379/93.264/93.342/93.364/93.925 (\$575,250,641)
84.015 (\$3,542,579)
93.145 (\$2,751,490)
93.575/93.596/93.713 (\$6,049,793)
93.994 (\$7,004,055)

STATE OF ILLINOIS
UNIVERSITY OF ILLINOIS

Schedule of Findings and Questioned Costs

Year ended June 30, 2010

Current Findings – *Federal Compliance*

97.067 (\$3,328,774)

Award Numbers: Various (R&D)

2008-41210-04821/2008-41530-19430/2008-48677-04871/2009-38857-19609/2009-41534-05441/2008-48679-01300/2009-48697-06083/2009-48701-06090/2009-41530-05950/S10179/2010-03321/S09148/H408906008/00078140/8000026125-AG/08-HHP-374648-0008/H408904313/25-6365-0023-110/615421B/Q4098043401/25-6324-0081-316/25-6324-0081-02/S08030/S08064 (10.500)
81X6287000 (10.551/10.561)
0850213/0549245/0535864/08-31820/08-30884/08-17185/07-37002/06-22573/07-15088/03-38215/0904024/53327/53636/0413000/Y410676/0702872 (47.076)
P007A091306/P007A081306/P379T090119/P063P090118/P063P080118/P268K100118/P268K100119/P268K103182/P375090118/P375A080118/P375A07118/P376S090118/P376S080118/P379T103182/P379T100118/P379T090118/T08HP13322-01-01/T08HP13156-01-00 (84.007/84.033/84.038/84.063/84.268/84.375/84.376/84.379/93.264/93.342/93.364/93.925)
P015A060091/P015A060066/P015B060066/P015A060013/P015A060115/P015A060171/P015A060041/P015A060136/P015B060041/P015B060013/P015B060136/P015B060115/P015B060171/P015B060091/P015A030141/P015B030141 (84.015)
6H4AHA00062-08-01/HF4ETH08PPTRJASW00/H-F4TAN-08-P-PTR-GLDS (93.145)
81X6522000 (93.575/93.596/93.713)
03789004/93789004/83789004/L11G6788000/11G6518000/11G6788000/11G6517000/K11G6517120 (93.994)
2009-05954/09RICP2010-02975/09 IFSI DTT/IFSI 2009-00904/08RICP 2009-01112/ 2008-04892/07RICP 2008-02750/ ITTF FFY 2007 (97.067)

Questioned Costs: None

Finding 10-12 *Inadequate Supporting Documentation for Cost Transfers*

The University does not adequately document cost transfers.

The University has formal policies and procedures which outline the documentation required to support cost transfers and a standard form has been developed to assist the University in collecting supporting documentation for each cost transfer. The standard form provides a series of potential reasons that a cost transfer may be required and prompts the preparer to other sections of the form to provide additional supporting documentation as prescribed by University policy. The form is required to be certified by the principal investigator or another responsible official and must be reviewed and approved by the Grants and Contracts Office.

During our testwork over 164 cost transfers recorded during the year ended June 30, 2010, we were initially provided brief journal entry descriptions as the supporting documentation for each of the cost transfers selected. The journal entry descriptions consisted of a few sentences which generally stated an error had occurred in the original entry and that a transfer was required. These descriptions did not provide sufficient information to allow

STATE OF ILLINOIS
UNIVERSITY OF ILLINOIS

Schedule of Findings and Questioned Costs

Year ended June 30, 2010

Current Findings – *Federal Compliance*

an independent party to understand the reason the cost transfer was required. Upon further investigation and inquiry, the University was able to provide other support which better described the reasons for some of the cost transfers tested. However, the standard cost transfer form was not completed in accordance with University policy for a majority of the transfers tested. Upon further inquiry, we noted these transfers were initiated by the Grants and Contracts Office in closing out projects and that the standard cost transfer forms were not completed for any cost transfers prepared by the Grants and Contracts Office.

OMB Circular A-21, *Cost Principles for Higher Education Institutions*, establishes principles and standards for determining costs for federal awards carried out through grants, cost reimbursements contracts, and other agreements with higher education institutions. To be allowable under federal awards, costs must meet certain general criteria. Those criteria, among other things, require that the expenditures must be allocable, reasonable, and supported by adequate documentation. OMB Circular A-110, *Uniform Administrative Requirements for Grant and Agreements with Institutions of Higher Education, Hospitals, and Other Non-Profit Organizations* (OMB Circular A-110) requires nonfederal entities receiving federal awards establish and maintain internal control designed to reasonably ensure compliance with federal laws, regulations, and program compliance requirements. Effective internal controls should include procedures to ensure expenditures (including cost transfers) are adequately documented in accordance with federal regulations and University policy.

In discussing these conditions with University officials, they stated cost transfers are adequately documented and supported in accordance with University policy that meets the requirements of OMB Circular A-21 and OMB Circular A-110.

Failure to adequately document cost transfers may result in unallowable costs being charged to federal programs. (Finding Code 10-12, 09-14)

Recommendation:

We recommend the University implement procedures to ensure costs transfers are adequately documented and supported in accordance with University policy.

University Response:

Not Accepted. The University believes cost transfers are adequately documented and supported in accordance with University policy and requirements of OMB Circular A-21 and OMB Circular A-110. The University has formal written policies for cost transfers for every campus. These policies are followed by Grants Office personnel during their review of cost transfers posted to sponsored project funds. However, the University will consider refinements to internal policies to make it clear that certain administrative transactions, especially those moving minor costs off grant accounts during the close out process, do not require supporting documentation.

The University's cost transfer policies address the type of support and documentation that is to be provided by the departments and/or PIs to support cost transfers. In some circumstances, as outlined in the policies, a standard form GC-81 "Cost Transfer Justification for Sponsored Projects" must be completed and filed with the Grants Office. The GC-81 form is an administrative document developed by the Grants Office to obtain

STATE OF ILLINOIS
UNIVERSITY OF ILLINOIS

Schedule of Findings and Questioned Costs

Year ended June 30, 2010

Current Findings – Federal Compliance

additional supporting information from units for cost transfers on Sponsored Projects. The GC-81 form was not designed for, nor is there a requirement for it to be completed for, transfers made by internal Grants Office personnel in the course of making an administrative adjustment or closing out an award. Additionally, this form is not used by Federal Agriculture Appropriations, i.e., Cooperative Extension Service.

The JV text form (FOATEXT) functionality, in the University's Banner system, is used to attach a brief explanation of the cost transfer to the journal voucher document number. The purpose of FOATEXT is to provide Grants Office personnel basic, general information as outlined in the cost transfer policy and to provide a contact point for follow-up and investigative action, if needed. Space in the FOATEXT form is limited to 50 characters per line. Comments provided in the FOATEXT form are not intended to provide an all-encompassing record for independent party review. In addition to reading the brief narrative in the FOATEXT, a review of the grant file and other supporting documentation related to the transfer is often required in order to gain a more complete understanding of the reason for the cost transfer.

Auditors' Comment:

As discussed in the finding above, the nature and reason for the cost transfer was not adequately documented and had to be supplemented through inquiry of University personnel and other documentation generated in response to our questions. We understand University policy to require a specific form to be completed to support cost transfers; however, several of the cost transfers were not supported with the standard cost transfer form. We continue to recommend the University implement procedures to ensure costs transfers are adequately documented and supported in accordance with University policy and federal regulations.

STATE OF ILLINOIS
UNIVERSITY OF ILLINOIS

Schedule of Findings and Questioned Costs

Year ended June 30, 2010

Current Findings – *Federal Compliance*

Federal Agency: US Department of Agriculture (USDA)
US Department of Defense (USDOD)
US Department of Housing and Urban Development (USHUD)
US Department of Commerce (USDOC)
US Department of the Interior (USDOI)
US Department of Justice (USDOJ)
US Department of Transportation (USDOT)
US Library of Congress (USLOC)
National Aeronautics and Space Administration (NASA)
US Department of Veterans Affairs (USDVA)
National Science Foundation (NSF)
US Environmental Protection Agency (USEPA)
US Department of Energy (USDOE)
US Department of Education (USDE)
US Department of Health and Human Services (USDHHS)
Corporation for National and Community Service (CNCS)
US Social Security Administration (USSSA)
US Department of Homeland Security (USDHS)
US Agency for International Development (USAID)

Program Name: Research and Development Cluster
Supplemental Nutrition Assistance Program (SNAP)
Maternal and Child Health Services Block Grant to the States (MCH Block Grant)
Homeland Security

CFDA # and Program Expenditures: Various (\$541,078,403)
10.551/10.561 (\$8,128,913)
93.994 (\$7,004,055)
97.076 (\$3,328,774)

Award Numbers: Various (R&D)
81X6287000 (10.551/10.561)
03789004/93789004/83789004/L11G6788000/11G6518000/11G6788000/11G6517000/K11
G6517120 (93.994)
2009-05954/09RICP2010-02975/09 IFSI DTT/IFSI 2009-00904/08RICP 2009-01112/ 2008-
04892/07RICP 2008-02750/ ITTF FFY 2007 (97.067)

Questioned Costs: Cannot be determined

Finding 10-13 *Incomplete and Inaccurate Annual Effort Certifications*

The University does not have an adequate process to ensure annual effort certifications are accurate and completed in a timely manner.

**STATE OF ILLINOIS
UNIVERSITY OF ILLINOIS**

Schedule of Findings and Questioned Costs

Year ended June 30, 2010

Current Findings – *Federal Compliance*

Payroll and fringe benefit expenditures for academic and salaried personnel at the Chicago campus are required to be supported by annual effort certifications accounting for 100% of the employee’s time and effort. Effort certifications are automatically generated by the Effort Reporting System based upon actual payroll charges recorded in the general ledger; however, the effort percentages are manually entered in the system by the individual completing the certification. During our testwork over 67 effort certifications for the Research and Development Cluster program administered by Chicago, we noted the following:

- The effort certification for one employee identified 9% of the employee’s effort was used to meet a cost sharing requirement; however, payroll records reflected 100% of the employee’s effort was used to meet the cost share requirement. As a result, 91% of the employee’s effort (equivalent to \$2,924) used to meet the cost share requirement was not properly identified.
- The effort certification for one employee certified 48% of the employee’s effort was charged to a federal award; however, payroll records reflected 100% of the employee’s effort was charged to the federal award. As a result, 52% of the employee’s effort (equivalent to \$7,840) charged to a federal award was not properly certified.

The University obtained corrected certifications for the individuals identified above after they were identified by our testing.

Additionally, we noted the University does not have adequate procedures in place to ensure effort certifications are completed in a timely manner. Specifically, in our testing of 20 grants and contracts within the Research and Development Cluster program administered by the Chicago campus, we noted the principal investigator for one award had not completed the annual effort certifications for fiscal years 2009 or 2010. Upon further review, we noted as of January 27, 2011, a total of 74 and 55 annual effort certifications had not been completed by employees or their immediate supervisors for the academic years ended August 15, 2009 and 2010, respectively. As a result, the payroll, fringe benefits, and indirect costs charged for these individuals are not adequately supported.

Payroll, fringe benefits, and indirect costs charged to federal programs or used to meet cost share requirements which were not supported by annual effort certifications were as follows:

Program Name	Payroll and Fringe Benefit Expenditures	Fringe Benefit Expenditures	Total
Research and Development Cluster	\$1,733,799	\$529,676	\$2,263,475

Additionally, associated indirect costs are estimated to be 57% of the payroll and fringe benefit costs, excluding research training grants.

OMB Circular A-21, *Cost Principles for Higher Education Institutions*, establishes principles and standards for determining costs for federal awards carried out through grants, cost reimbursements contracts, and other agreements with higher education institutions. To be allowable under federal awards, costs must meet certain general criteria. Those criteria, among other things, require that the expenditures must be allocable, reasonable,

STATE OF ILLINOIS
UNIVERSITY OF ILLINOIS

Schedule of Findings and Questioned Costs

Year ended June 30, 2010

Current Findings – *Federal Compliance*

and supported by adequate documentation. OMB Circular A-21 (Section J8) requires that the payroll distribution system will allow confirmation of activity allocable to each sponsored agreement and each of the activity needed to identify F&A costs and the functions to which they are allocable.

Additionally, OMB Circular A-110, *Uniform Administrative Requirements for Grant and Agreements with Institutions of Higher Education, Hospitals, and Other Non-Profit Organizations*, requires nonfederal entities receiving federal awards establish and maintain internal control designed to reasonably ensure compliance with federal laws, regulations, and program compliance requirements. Effective internal controls should include procedures to ensure payroll expenditures are properly supported in accordance with OMB Circular A-21.

In discussing these conditions with University officials, they stated the effort certification process is adequate.

Inaccurate and incomplete effort certifications result in unallowable costs being charged to the federal programs or used to meet matching requirements. (Finding Code 10-13)

Recommendation:

We recommend the University implement procedures to ensure effort certifications are completed in a timely manner and accurately reflect the individual's actual effort.

University Response:

Not accepted. The University disagrees with the conclusion that it does not have an adequate process to ensure annual effort certifications are accurate and completed in a timely manner. Starting with the Academic Year (AY) 2009 effort certification period, the University completely revamped its effort reporting policies and procedures to ensure that we are compliant with OMB Circular A-110 which requires institutions to establish and maintain internal controls to ensure payroll expenditures are properly supported in accordance with OMB Circular A-21. Key to the internal control process is the University's follow-up and escalation process which involves escalation first to the department head, then to the Dean and ultimately to campus leadership if necessary, for uncertified effort reports. The adequacy of this process is supported by the fact that only one effort report out of 4,450 is unsigned for the AY10 effort reporting cycle. This equates to a 99.98% completion rate and is indicative of the campus' commitment to effort reporting compliance. A slightly higher rate of non-completion for AY 2009 was a result of the process being new.

A second internal control built into the effort reporting process is an exception report that compares salaries charged to sponsored programs with the effort actually certified for the program. If there are disparities, the effort certification will show up on the exception report. The report is automatically generated by the Effort Reporting System. For the single incorrect effort report identified by the firm, the effort certification appears on the exception report because there is a variance between salary charged and effort certified. The report is not generated until the close of our Effort Reporting cycle. As a result, the certifications appearing on the exception report had not been resolved at the time of our audit.

OMB Circular A-110 requires nonfederal entities receiving federal awards to establish and maintain internal controls designed to *reasonably* ensure compliance with federal laws, regulations and program compliance requirements. The fact that auditor review of AY10 effort reports and payroll distributions showed that no

**STATE OF ILLINOIS
UNIVERSITY OF ILLINOIS**

Schedule of Findings and Questioned Costs

Year ended June 30, 2010

Current Findings – *Federal Compliance*

unallowable personnel costs were charged to federal programs attests to both the reasonableness and accuracy of the University's effort reporting process.

The University also disagrees with the conclusion that effort certifications are not completed in a timely manner. No timeline for completion of effort certifications has been specifically defined or required by any federal regulation or standard. Therefore, the University has adopted a timeframe that works for the campus and meets federal requirements. The annual effort certification period includes both the AY10 academic period and the summer period which ends in August, 2010. The campus has elected to open the effort reporting system during the month of October because the summer period ends in mid-August. The August month-end closing occurs in mid-September and time is needed to prepare the data set for the effort reporting system. This allows time to create a payroll dataset that accurately captures hundreds of thousands of payroll transactions, represents hundreds of millions of salary dollars and accurately identifies the approximately 4,500 employees who will need to certify their effort. For the AY10 effort reporting period, only 1 of 4,450 effort reports remained uncertified at the end of the cycle. No federal regulations or standards suggest that this timeframe is untimely. The stated expectation by the firm is unsupported by regulation and unreasonable for the Chicago campus.

The various number of uncertified reports noted in the finding is due to the fact that the effort reporting cycle overlaps with the fiscal year A-133 audit meaning that effort reports are not due until after the auditors are expected to complete their fieldwork. The University typically accelerates requested effort reports so as not to hold up fieldwork. This year the University was asked to provide a list of all certified and under certified effort reports at a point in time during our effort reporting cycle. A total of 55 outstanding reports were provided on 1/27/11. These are the reports that are noted as untimely and thus cited as a finding based on the firm's determination. Explanations for why each of the 55 reports was not certified as of 1/27/2011 were subsequently provided. Only one effort report remains uncertified.

Regarding the two certifications noted as inaccurate, the effort reported as 48% was inaccurate but the underlying payroll charge was correct. The other effort report was certified correctly. The preliminary report provided to the auditor was not yet certified. The federal awards are accurately charged supported by the underlying payroll records and no unallowable costs were charged to these federal programs as cited in the finding.

Auditors' Comment:

OMB Circular A-21 requires the payroll distribution system to allow confirmation of activity allocable to each sponsored agreement and each of the activity needed to identify F&A costs and the functions to which they are allocable. The University uses the annual effort certifications to meet the requirements of OMB Circular A-21. As we noted above, as of January 27, 2011, a total of 74 and 55 annual effort certifications had not been completed by employees or their immediate supervisors for the academic years ended August 15, 2009 and 2010, respectively. Subsequent to our request, the University worked to obtain the incomplete effort certifications for the academic year ended August 31, 2010; however, missing effort certifications were not obtained for the academic year ended August 31, 2009. As a result, these costs are not supported in accordance with OMB Circular A-21.

**STATE OF ILLINOIS
UNIVERSITY OF ILLINOIS**

Schedule of Findings and Questioned Costs

Year ended June 30, 2010

Current Findings – *Federal Compliance*

We acknowledge federal regulations do not specify a timeframe for completion of these certifications; however, we do not believe it is reasonable for annual effort certifications to be incomplete more than four months after the end of the period being certified.

**STATE OF ILLINOIS
UNIVERSITY OF ILLINOIS**

Schedule of Findings and Questioned Costs

Year ended June 30, 2010

Current Findings – *Federal Compliance*

Federal Agency: US Department of Agriculture (USDA)
US Department of Defense (USDOD)
US Department of Housing and Urban Development (USHUD)
US Department of Commerce (USDOC)
US Department of the Interior (USDOI)
US Department of Justice (USDOJ)
US Department of Transportation (USDOT)
US Library of Congress (USLOC)
National Aeronautics and Space Administration (NASA)
US Department of Veterans Affairs (USDVA)
National Science Foundation (NSF)
US Environmental Protection Agency (USEPA)
US Department of Energy (USDOE)
US Department of Education (USDE)
US Department of Health and Human Services (USDHHS)
Corporation for National and Community Service (CNCS)
US Social Security Administration (USSSA)
US Department of Homeland Security (USDHS)
US Agency for International Development (USAID)

Program Name: Research and Development Cluster
Supplemental Nutrition Assistance Program (SNAP)
Homeland Security

CFDA # and Program Expenditures: Various (\$541,078,403)
10.551/10.561 (\$8,128,913)
97.076 (\$3,328,774)

Award Numbers: Various (R&D)
81X6287000 (10.551/10.561)
2009-05954/09RICP2010-02975/09 IFSI DTT/IFSI 2009-00904/08RICP 2009-01112/ 2008-
04892/07RICP 2008-02750/ ITTF FFY 2007 (97.067)

Questioned Costs: Cannot be determined

Finding 10-14 *Incomplete Semi-Annual Expenditure Confirmations*

The University does not have an adequate process to ensure all semi-annual expenditure confirmations are certified by principal investigators in a timely manner.

Payroll and fringe benefit expenditures for personnel at the Urbana campus are required to be supported by semi-annual expenditure confirmations certified by the principal investigator. Semi-annual expenditure confirmations summarize the salaries and wages and other direct costs recorded in the general ledger for the project.

**STATE OF ILLINOIS
UNIVERSITY OF ILLINOIS**

Schedule of Findings and Questioned Costs

Year ended June 30, 2010

Current Findings – *Federal Compliance*

During our testwork over 40 semi-annual expenditure confirmations for 20 grants and contracts within the Research and Development cluster at the Urbana campus, we noted the principal investigator on one grant selected had not signed and returned the semi-annual expenditure confirmation for the six month periods ending December 31, 2009 or June 30, 2010. Upon further analysis of all semi-annual confirmations not signed by principal investigators as of December 20, 2010 (for the June 30, 2009 and December 31, 2009) January 18, 2011 (for the June 30, 2010, confirmation period), we noted the following number of semi-annual expenditures confirmations had not been completed for all federal programs administered by the Urbana Campus:

Confirmation Period End Date	Date of Confirmation	Confirmation Due Date	Number Awards Without Signed Confirmations
June 30, 2009	10/16/09	11/30/09	5
December 31, 2009	3/8/10	4/16/10	14
June 30, 2010	10/8/10	11/5/10	29

Payroll and other direct costs (including fringe benefits) not supported by a semi-annual expenditure confirmation of the federal programs were as follows:

Program Name	Payroll Expenditures	Other Direct Expenditures	Total
Research and Development Cluster	\$630,930	\$529,633	\$1,160,563
Other non-major programs	81,299	205,363	286,662

Additionally, associated indirect costs are estimated to be 58.5% of the payroll and fringe benefit costs, excluding research training grants.

OMB Circular A-21, *Cost Principles for Higher Education Institutions*, establishes principles and standards for determining costs for federal awards carried out through grants, cost reimbursements contracts, and other agreements with higher education institutions. To be allowable under federal awards, costs must meet certain general criteria. Those criteria, among other things, require that the expenditures must be allocable, reasonable, and supported by adequate documentation. OMB Circular A-21 (Section J8) requires that the payroll distribution system will allow confirmation of activity allocable to each sponsored agreement and each of the activity needed to identify F&A costs and the functions to which they are allocable.

Additionally, OMB Circular A-110, *Uniform Administrative Requirements for Grant and Agreements with Institutions of Higher Education, Hospitals, and Other Non-Profit Organizations*, requires nonfederal entities receiving federal awards establish and maintain internal control designed to reasonably ensure compliance with federal laws, regulations, and program compliance requirements. Effective internal controls should include procedures to ensure all payroll expenditures are properly supported in accordance with OMB Circular A-21.

In discussing these conditions with University officials, they stated the University’s semi-annual expenditure confirmation process is adequately designed and operates effectively.

**STATE OF ILLINOIS
UNIVERSITY OF ILLINOIS**

Schedule of Findings and Questioned Costs

Year ended June 30, 2010

Current Findings – *Federal Compliance*

Incomplete semi-annual expenditure confirmations result in unallowable costs being charged to the federal programs or used to meet matching requirements. (Finding Code 10-14)

Recommendation:

We recommend the University implement procedures to ensure all semi-annual expenditure confirmations are completed in a timely manner.

University Response:

Not Accepted. The confirmations provide a consolidated semi-annual after-the-fact review of direct costs charged to sponsored projects and the audit firm's assertion that "incomplete semi-annual expenditure confirmations result in unallowable costs being charged to the federal programs or used to meet matching requirements" is not substantiated.

The current confirmation process and procedures are effective. For the Urbana campus, a total of 13,341 confirmation reports were created and sent out to PIs during the three semi-annual confirmation periods tested by the auditing firm (covering the time frame of January 2009 through June 2010). For these three reporting periods, 13,336 confirmation reports (99.96%) have been signed (confirmed) and returned to GCO. Only 5 of those reports (.04%) from the last 2 reporting periods tested have not yet been signed and returned to GCO. Four of these five outstanding reports are due to one PI who retired from the University without signing the reports.

The table below demonstrates the effectiveness of the confirmation process. Data is given for the three reporting cycles tested by the auditing firm. Prior reporting cycles are similar in volume and are 100% complete with all confirmation reports signed and returned.

**STATE OF ILLINOIS
UNIVERSITY OF ILLINOIS**

Schedule of Findings and Questioned Costs

Year ended June 30, 2010

Current Findings – Federal Compliance

Report Period	RD or other	Number unsigned reports	% unsigned	total costs on unsigned	% costs on unsigned	number signed reports	% signed	total costs on signed	% costs on signed
01/01/10-06/30/10	R&D	3	0.09%	\$50,815	0.03%	3,479	99.91%	\$153,680,674	99.97%
01/01/10-06/30/10	Other	0	0.00%	\$0	0.00%	1,161	100.00%	\$122,661,137	100.00%
07/01/09-12/31/09	R&D	2	0.06%	\$392,822	0.74%	3,350	99.94%	\$115,492,163	99.66%
07/01/09-12/31/09	Other	0	0.00%	\$0	0.00%	1,079	100.00%	\$48,519,738	100.00%
01/01/09-06/30/09	R&D	0	0.00%	\$0	0.00%	3,238	100.00%	\$139,691,436	100.00%
01/01/09-06/30/09	Other	0	0.00%	\$0	0.00%	1,029	100.00%	\$45,560,075	100.00%
Grand totals		5	0.04%	\$443,637	0.07%	13,336	99.96%	\$625,605,223	99.93%

OMB Circular A21 section 10.c. 2e states that “after-the-fact” reports will be prepared not less frequently than every 6 months: “For professorial and professional staff, the reports will be prepared each academic term, but no less frequently than every six months.” The semi-annual confirmation process is compliant with the requirements of OMB A-21. The timeliness and effectiveness of the process was enhanced with the implementation of an online reporting system as of the June 2010 reporting cycle (migration from paper reporting).

The University’s semi-annual confirmation process to ensure that reports are confirmed by the Principal Investigator (PI) or other responsible individual functions well. This is demonstrated by the insignificant number of semi-annual confirmation reports that have not yet been signed as of the date of this response. The information in the auditing firm’s table represents a ‘snapshot’ of information that was taken during an ongoing process. Efforts to have signed reports returned to the Grants and Contracts Office (GCO) do not cease at a given point in time; efforts continue until all reports are returned. The “due dates” referenced in the auditing firm’s table are GCO’s internal “requested return dates” and are not mandatory due dates governed by time frames imposed by OMB A-21 or other federal regulations.

The semi-annual confirmation process includes steps to follow-up with PIs and responsible Department authorities for reports that are not signed and submitted by the requested return date. These include reminders sent to the PIs, the Department Contacts, and others at specific predetermined intervals.

- The first reminder notice is automatically sent to the PI and Department Contact one day past the requested return date for all reports not yet submitted to GCO.
- Subsequent reminder notices are automatically sent every 14 days (for 3 times), and then every 7 days until the report is submitted.

STATE OF ILLINOIS
UNIVERSITY OF ILLINOIS

Schedule of Findings and Questioned Costs

Year ended June 30, 2010

Current Findings – *Federal Compliance*

- When a report has not been submitted for a predetermined number of days beyond the requested return date, the notification process is escalated to higher campus authorities. Copies of the notices are sent to the Deans, Department Heads, and the Office of the Vice Chancellor for Research.

Auditors' Comment:

OMB Circular A-21 requires the payroll distribution system to allow confirmation of activity allocable to each sponsored agreement and each of the activity needed to identify F&A costs and the functions to which they are allocable. The University uses the semi-annual expenditure confirmations to meet the requirements of OMB Circular A-21. As we noted above, as of December 20, 2010 (for the June 30, 2009 and December 31, 2009) January 18, 2011 (for the June 30, 2010, confirmation period), a total of 5, 14, and 29 semi-annual expenditure confirmations had not been completed by principal investigators for the six month periods ended June 30, 2009, December 31, 2009, and June 30, 2010, respectively. As a result, these costs are not supported in accordance with OMB Circular A-21.

We acknowledge federal regulations do not specify a timeframe for completion of these confirmations; however, we do not believe it is reasonable for semi-annual expenditure confirmations to be incomplete more than six months after the end of the period being certified.

STATE OF ILLINOIS
UNIVERSITY OF ILLINOIS

Schedule of Findings and Questioned Costs

Year ended June 30, 2010

Current Findings – *Federal Compliance*

Federal Agency: US Department of Agriculture (USDA)
US Department of Defense (USDOD)
US Department of Housing and Urban Development (USHUD)
US Department of Commerce (USDOC)
US Department of the Interior (USDOI)
US Department of Justice (USDOJ)
US Department of Transportation (USDOT)
US Library of Congress (USLOC)
National Aeronautics and Space Administration (NASA)
US Department of Veterans Affairs (USDVA)
National Science Foundation (NSF)
US Environmental Protection Agency (USEPA)
US Department of Energy (USDOE)
US Department of Education (USDE)
US Department of Health and Human Services (USDHHS)
Corporation for National and Community Service (CNCS)
US Social Security Administration (USSSA)
US Department of Homeland Security (USDHS)
US Agency for International Development (USAID)

Program Name: Research and Development Cluster
Cooperative Extension Services

CFDA # and Program Expenditures: Various (\$541,078,403)
10.500 (\$10,785,671)

Award Numbers: Various (R&D)
2008-41210-04821/2008-41530-19430/2008-48677-04871/2009-38857-19609/2009-41534-05441/2008-48679-01300/2009-48697-06083/2009-48701-06090/2009-41530-05950/S10179/2010-03321/S09148/H408906008/00078140/8000026125-AG/08-HHP-374648-0008/H408904313/25-6365-0023-110/615421B/Q4098043401/25-6324-0081-316/25-6324-0081-02/S08030/S08064 (10.500)

Questioned Costs: None

Finding 10-15 *Improper Reporting of Amounts in Financial Status Reports*

The University did not accurately prepare its financial status reports in accordance with the selected basis of accounting.

The University is required to prepare periodic financial status (SF-269) reports (until September 30, 2009) and federal financial (SF-425) reports (effective October 1, 2009) for awards received directly from federal agencies. The SF-269 reports and SF-425 reports, which may be prepared on the cash or accrual basis of accounting,

STATE OF ILLINOIS
UNIVERSITY OF ILLINOIS

Schedule of Findings and Questioned Costs

Year ended June 30, 2010

Current Findings – *Federal Compliance*

include information on program expenditures, unliquidated obligations, and indirect expenses charged to the grant.

During our testwork of seven SF-269 reports and 35 SF-425 reports submitted during fiscal year 2010, we noted the following:

- The University has elected to use the cash basis of accounting for its financial reports submitted during fiscal year 2010. However, we noted the outlays on one SF-269 report and seven SF-425 reports prepared on the cash basis and submitted by the University included certain accruals for expenditures paid subsequent to the reporting period.
- The University did not report unliquidated obligations in two SF-269 reports and nine SF-425 reports selected for testwork.
- The University inaccurately reported the indirect cost base and indirect costs on one SF-269 report prepared and submitted by the Urbana campus. The amounts reported for the indirect cost base and indirect costs did not agree to the general ledger and were overstated by \$25,000 and \$14,625, respectively.

OMB Circular A-110, *Uniform Administrative Requirements for Grant and Agreements with Institutions of Higher Education, Hospitals, and Other Non-Profit Organizations* (OMB Circular A-110) and the grant agreements, contracts, and other award documents for the major programs identified above, require the University to prepare periodic Financial Status Reports (SF-269 (OMB No. 0348-0039) and Federal Financial Reports (SF-425 (OMB No. 0348-0061)). The instructions for the reports define the cash basis amount for *outlays* as the sum of actual cash disbursements for the direct costs of goods and services, the amount of indirect expense charged, the value of in-kind contributions applied, and the amount of cash advances and payments made to subrecipients and for *unliquidated obligations* as obligations incurred, but not yet paid. OMB Circular A-110 also requires nonfederal entities receiving federal awards establish and maintain internal control designed to reasonably ensure compliance with federal laws, regulations, and program compliance requirements. Effective internal controls should include procedures to ensure financial status reports are complete, accurate, and prepared using the accurate basis of accounting.

In discussing these conditions with University officials, they stated they disagreed with the finding.

Failure to prepare reports on the appropriate basis of accounting inhibits the ability of the federal agencies to properly monitor and evaluate the performance of the programs. (Finding Code 10-15, 09-15)

Recommendation:

We recommend the University implement procedures to ensure the information reported in its financial status reports are complete, accurate, and on the appropriate basis of accounting.

STATE OF ILLINOIS
UNIVERSITY OF ILLINOIS

Schedule of Findings and Questioned Costs

Year ended June 30, 2010

Current Findings – *Federal Compliance*

University Response:

Accepted. The University will review its procedures for quarterly reporting to ensure financial outlays are reported accurately.

- CES (first 2 bullet points):
 - The University agrees that the SF-269 and FFR-425 reports were indicated as cash basis but included certain accruals and expenditures paid subsequent to the reporting period.
 - The University does not agree with the finding related to not reporting the unliquidated obligations. The SF-269 and FFR-425 reports do not include any unliquidated obligations because any remaining obligations are erroneous and were in the process of being closed by the University's Purchasing department.
- UIUC (third bullet point):
 - The University agrees that data from Banner was keyed incorrectly into an internal worksheet that was used to prepare the annual financial report for the one award in question. Banner system data was correct. Refresher training in the use of internal worksheets that are used in the preparation of financial reports has been provided by supervisors.

**STATE OF ILLINOIS
UNIVERSITY OF ILLINOIS**

Schedule of Findings and Questioned Costs

Year ended June 30, 2010

Current Findings – *Federal Compliance*

Federal Agency: US Department of Agriculture (USDA)
US Department of Defense (USDOD)
US Department of Housing and Urban Development (USHUD)
US Department of Commerce (USDOC)
US Department of the Interior (USDOI)
US Department of Justice (USDOJ)
US Department of Transportation (USDOT)
US Library of Congress (USLOC)
National Aeronautics and Space Administration (NASA)
US Department of Veterans Affairs (USDVA)
National Science Foundation (NSF)
US Environmental Protection Agency (USEPA)
US Department of Energy (USDOE)
US Department of Education (USDE)
US Department of Health and Human Services (USDHHS)
Corporation for National and Community Service (CNCS)
US Social Security Administration (USSSA)
US Department of Homeland Security (USDHS)
US Agency for International Development (USAID)

Program Name: Research and Development Cluster

CFDA # and Program Expenditures: Various (\$541,078,403)

Award Numbers: Various

Questioned Costs: None

Finding 10-16 *Inaccurate ARRA 1512 Reports*

The University did not accurately report expenditure information in Section 1512 reports submitted for the Research and Development Cluster program.

The University is required to prepare quarterly American Recovery and Reinvestment Act (ARRA) Section 1512 reports for awards funded by ARRA. These reports are intended to provide transparency into how Federal dollars are being spent and drive accountability for the timely, prudent, and effective spending of recovery dollars. During our testwork of two Section 1512 reports prepared and submitted by the Urbana campus for the Research and Development Cluster for the quarter ended March 31, 2010, we noted the expenditure data supporting the cumulative expenditures reported did not correspond with the required reporting time period. Specifically, the March 31, 2010 Section 1512 reports were prepared using expenditure data as of February 28, 2010. Upon review of the Section 1512 reports submitted for the quarter ended June 30, 2010, we noted these reports were prepared using expenditure data as of May 31, 2010.

STATE OF ILLINOIS
UNIVERSITY OF ILLINOIS

Schedule of Findings and Questioned Costs

Year ended June 30, 2010

Current Findings – *Federal Compliance*

Section 1512(c)(2) of the American Recovery and Reinvestment Act requires each recipient that received recovery funds from a Federal agency to submit a report to that agency not later than 10 days after the end of each calendar quarter, that contains the amount of recovery funds received that were expended or obligated to projects or activities through the reporting date. Additionally, OMB Circular A-110, *Uniform Administrative Requirements for Grant and Agreements with Institutions of Higher Education, Hospitals, and Other Non-Profit Organizations* (OMB Circular A-110) requires nonfederal entities receiving federal awards establish and maintain internal control designed to reasonably ensure compliance with federal laws, regulations, and program compliance requirements. Effective internal controls should include procedures to ensure data reported in Section 1512 reports is accurate.

In discussing these conditions with University officials, they stated the University applied the “Best Available Data” reporting model recommended by Council on Government Relations (COGR).

Failure to prepare accurate reports inhibits the ability of the grantor to properly monitor and evaluate the performance of the program activities. (Finding Code 10-16)

Recommendation:

We recommend the University revise its procedures to ensure expenditure data reported in Section 1512 reports corresponds to the applicable reporting period.

University Response:

Not accepted. Only four of the nineteen federal agencies listed above have ARRA funded awards requiring the University to submit Section 1512 reports.

US Department of Commerce (USDOC)
National Science Foundation (NSF)
US Department of Energy (USDOE)
US Department of Health and Human Services (USDHHS)

The University relied on guidance from COGR and OMB for the implementation of the “Best Available Data” reporting model (Guidance from COGR is available on the COGR website). Federal agencies and OMB are currently in discussion on this subject, and further clarification from OMB is expected.

Using the “Best Available Data” reporting model is necessary to allow sufficient time to extract and analyze data, create reports for PI review, and lastly, to populate detailed data in the required federal ARRA reporting templates and upload these reports by the reporting deadline.

The Urbana campus elected to use the “Best Available Data” reporting model due to the extremely tight federally-mandated deadline of 10-calendar days to submit the required 131 prime recipient reports, out of the total 175 ARRA funded awards, on the federal website. Estimated data for federal ARRA reports cannot be supported in a review or audit. Using the “Best Available Data” reporting model allows the data in the reports to

**STATE OF ILLINOIS
UNIVERSITY OF ILLINOIS**

Schedule of Findings and Questioned Costs

Year ended June 30, 2010

Current Findings – *Federal Compliance*

be reconciled to and supported by actual expenditure and payroll detail in the financial accounting system (Banner).

The “Best Available Data” reporting model is documented in our procedures and has been consistently applied at the Urbana campus since the first ARRA reporting period.

Auditors’ Comment:

Section 1512(c)(2) of the American Recovery and Reinvestment Act requires each recipient that received recovery funds from a Federal agency to submit a report to that agency not later than 10 days after the end of each calendar quarter, that contains the amount of recovery funds received that were expended or obligated to projects or activities **through the reporting date**. The data reported by the University does not meet this requirement. Based on communications from OMB, we understand the concept of best available information does not allow for a period other than the reporting period specified by ARRA (i.e. quarter end).

STATE OF ILLINOIS
UNIVERSITY OF ILLINOIS

Schedule of Findings and Questioned Costs

Year ended June 30, 2010

Current Findings – *Federal Compliance*

Federal Agency: US Department of Agriculture (USDA)
US Department of Defense (USDOD)
US Department of Housing and Urban Development (USHUD)
US Department of Commerce (USDOC)
US Department of the Interior (USDOI)
US Department of Justice (USDOJ)
US Department of Transportation (USDOT)
US Library of Congress (USLOC)
National Aeronautics and Space Administration (NASA)
US Department of Veterans Affairs (USDVA)
National Science Foundation (NSF)
US Environmental Protection Agency (USEPA)
US Department of Energy (USDOE)
US Department of Education (USDE)
US Department of Health and Human Services (USDHHS)
Corporation for National and Community Service (CNCS)
US Social Security Administration (USSSA)
US Department of Homeland Security (USDHS)
US Agency for International Development (USAID)

Program Name: Research and Development Cluster
Cooperative Extension Services

CFDA # and Program Expenditures: Various (\$541,078,403)
10.500 (\$10,785,671)

Award Numbers: Various (R&D)
2008-41210-04821/2008-41530-19430/2008-48677-04871/2009-38857-19609/2009-41534-05441/2008-48679-01300/2009-48697-06083/2009-48701-06090/2009-41530-05950/S10179/2010-03321/S09148/H408906008/00078140/8000026125-AG/08-HHP-374648-0008/H408904313/25-6365-0023-110/615421B/Q4098043401/25-6324-0081-316/25-6324-0081-02/S08030/S08064 (10.500)

Questioned Costs: None

Finding 10-17 *Inaccurate Amounts Reported in Quarterly Federal Financial Reports*

The University did not accurately report cash disbursements in its quarterly federal financial reports submitted for the Cooperative Extension Services.

The University is required to prepare periodic federal financial reports for the Cooperative Extension Service program administered by the Urbana campus. These reports include information on cash disbursements, cash receipts, and cash on hand for the program during the reporting period. During our testwork over the

STATE OF ILLINOIS
UNIVERSITY OF ILLINOIS

Schedule of Findings and Questioned Costs

Year ended June 30, 2010

Current Findings – *Federal Compliance*

Cooperative Extension Service program, we selected two quarterly federal financial reports submitted during the fiscal year ended June 30, 2010 and noted the cash disbursements reported were understated by \$235,000. Specifically, the quarterly expenditure reports submitted for the quarters ended December 31, 2009 and March 31, 2010, improperly reported the “Cash Disbursements” line item as follows:

Quarter Ended	Amount Reported	Correct Amount	Difference
December 31, 2009	\$6,755,649	\$6,990,649	\$235,000
March 31, 2010	8,541,925	8,776,925	235,000

OMB Circular A-110, *Uniform Administrative Requirements for Grant and Agreements with Institutions of Higher Education, Hospitals, and Other Non-Profit Organizations* (OMB Circular A-110) and the grant agreements, contracts, and other award documents for the major programs identified above, require the University to prepare periodic Federal Financial Reports (SF-425 (OMB No. 0348-0061)). The instructions for the financial status report require information relative to cash disbursements to enter the cumulative amount of Federal fund disbursements (such as cash or checks) as of the reporting period end date. Disbursements are the sum of actual cash disbursements for direct charges for goods and services, the amount of indirect expenses charged to the award, and the amount of cash advances and payments made to subrecipients and contractors. OMB Circular A-110 also requires nonfederal entities receiving federal awards establish and maintain internal control designed to reasonably ensure compliance with federal laws, regulations, and program compliance requirements. Effective internal controls should include procedures to ensure data reported in financial status reports is accurate.

In discussing these conditions with University officials, they stated these reporting errors were the result of cash receipts and expenditures being miscoded in the general ledger to the Hatch grant funds in the Research and Development Cluster.

Failure to prepare accurate reports inhibits the ability of the grantor to properly monitor and evaluate the performance of the program activities. (Finding Code 10-17)

Recommendation:

We recommend the University implement procedures to ensure the financial status reports submitted for its federal awards are accurate.

University Response:

Accepted. The University will improve procedures to ensure financial status reports are accurate.

**STATE OF ILLINOIS
UNIVERSITY OF ILLINOIS**

Schedule of Findings and Questioned Costs

Year ended June 30, 2010

Current Findings – *Federal Compliance*

Federal Agency: US Department of Agriculture (USDA)
US Department of Defense (USDOD)
US Department of Housing and Urban Development (USHUD)
US Department of Commerce (USDOC)
US Department of the Interior (USDOI)
US Department of Justice (USDOJ)
US Department of Transportation (USDOT)
US Library of Congress (USLOC)
National Aeronautics and Space Administration (NASA)
US Department of Veterans Affairs (USDVA)
National Science Foundation (NSF)
US Environmental Protection Agency (USEPA)
US Department of Energy (USDOE)
US Department of Education (USDE)
US Department of Health and Human Services (USDHHS)
Corporation for National and Community Service (CNCS)
US Social Security Administration (USSSA)
US Department of Homeland Security (USDHS)
US Agency for International Development (USAID)

Program Name: Research and Development Cluster
Cooperative Extension Services

CFDA # and Program Expenditures: Various (\$541,078,403)
10.500 (\$10,785,671)

Award Numbers: Various (R&D)
2008-41210-04821/2008-41530-19430/2008-48677-04871/2009-38857-19609/2009-41534-
05441/2008-48679-01300/2009-48697-06083/2009-48701-06090/2009-41530-05950/S10179/
2010-03321/S09148/H408906008/00078140/8000026125-AG/08-HHP-374648-0008/
H408904313/25-6365-0023-110/615421B/Q4098043401/25-6324-0081-316/25-6324-0081-
02/S08030/S08064 (10.500)

Questioned Costs: \$8,000

Finding 10-18 *Expenditures Reported in the Incorrect Accounting Period*

The University reported expenditures under its Research and Development Cluster and Cooperative Extension Services programs in the incorrect accounting period.

During our review of 40 payroll expenditures to the Research and Development Cluster program (totaling \$28,714) and 40 other than personal services expenditures charged to the Cooperative Extension program (totaling \$367,667), we noted the following:

STATE OF ILLINOIS
UNIVERSITY OF ILLINOIS

Schedule of Findings and Questioned Costs

Year ended June 30, 2010

Current Findings – *Federal Compliance*

- One payroll expenditure charged to the Research and Development Cluster program in fiscal year 2010 improperly excluded three days of compensation from the July 10, 2009 timesheet. Specifically, the hours reported in fiscal year 2009 erroneously included the first three days in fiscal year 2010 for a total of 18.5 hours. As a result, the hours and related payroll costs reported in fiscal year 2010 for this award were understated by 10.5 hours and \$84, respectively.
- Two contractual services expenditures charged to the Cooperative Extension Services program in fiscal year 2010 improperly included prepayments of subscriptions for periodicals and database access services to be used in future periods. Expenditures reported in fiscal year 2010 benefiting future periods totaled \$8,000.

Additionally, OMB Circular A-110, *Uniform Administrative Requirements for Grant and Agreements with Institutions of Higher Education, Hospitals, and Other Non-Profit Organizations*, requires nonfederal entities receiving federal awards establish and maintain internal control designed to reasonably ensure compliance with federal laws, regulations, and program compliance requirements. Effective internal controls should include procedures to ensure expenditures are reported in the proper accounting period.

In discussing these conditions with University officials, they stated they disagree with the finding.

Reporting of expenditures in the incorrect accounting period results in inaccurate financial reporting and may result in expenditures outside the period of availability being charged to federal programs. (Finding Code 10-18)

Recommendation:

We recommend the University implement procedures to ensure expenditures are reported in the proper accounting period in its grant accounts.

University Response:

Accepted. The University notes that while one data entry error did improperly report \$84 in the wrong University fiscal year, this did not impact the award. There was no detriment to the award, and the costs were not overstated. We do not agree that this resulted in inaccurate charges to the award.

Auditors' Comment:

As noted in the finding above, there were several exceptions in our testwork in which the University did not report expenditures in the appropriate period. These expenditures were reported in an improper period and could have resulted in expenditures outside the period of availability being charged to federal programs. We recommend the University implement procedures to ensure expenditures are reported in the proper accounting period.

**STATE OF ILLINOIS
UNIVERSITY OF ILLINOIS**

Schedule of Findings and Questioned Costs

Year ended June 30, 2010

Current Findings – *Federal Compliance*

Federal Agency: US Department of Agriculture (USDA)
US Department of Defense (USDOD)
US Department of Housing and Urban Development (USHUD)
US Department of Commerce (USDOC)
US Department of the Interior (USDOI)
US Department of Justice (USDOJ)
US Department of Transportation (USDOT)
US Library of Congress (USLOC)
National Aeronautics and Space Administration (NASA)
US Department of Veterans Affairs (USDVA)
National Science Foundation (NSF)
US Environmental Protection Agency (USEPA)
US Department of Energy (USDOE)
US Department of Education (USDE)
US Department of Health and Human Services (USDHHS)
Corporation for National and Community Service (CNCS)
US Social Security Administration (USSSA)
US Department of Homeland Security (USDHS)
US Agency for International Development (USAID)

Program Name: Research and Development Cluster

CFDA # and Program Expenditures: Various (\$541,078,403)

Award Numbers: Various

Questioned Costs: None

Finding 10-19 *Inadequate Documentation to Support Key Personnel*

Adequate supporting documentation did not exist to substantiate key personnel worked on the grants for which they were specified in the proposal for the Research and Development Cluster.

In an effort to secure federal awards from various federal agencies, the University is often required to commit certain researchers or other University personnel to minimum participation levels on specific federal projects. These individuals are identified as key personnel in the award documents and any changes to their committed level of participation require federal approval.

During our testwork over a sample of 40 completed Research and Development Cluster program projects, we noted three individuals identified as key personnel (one individual at the Urbana campus and two individuals at the Chicago campus) in award documents for which the University could not provide adequate documentation supporting the individuals worked on the projects at the required level of participation. The University provided project deliverables identifying these individuals were involved in the project activities; however, the University

**STATE OF ILLINOIS
UNIVERSITY OF ILLINOIS**

Schedule of Findings and Questioned Costs

Year ended June 30, 2010

Current Findings – *Federal Compliance*

could not provide effort certifications, expenditure confirmations, or personnel appointment forms evidencing these individuals provided effort to the projects at the levels required by the award documents. Additionally, the University could not provide documentation evidencing the awarding agency approved the removal of the key personnel from these projects.

According to the OMB Compliance Supplement, dated June 2010, any persons listed as key personnel in the award documents are considered essential to the work being performed on the project. Before removing, replacing, or diverting any of the listed or specified personnel, the grantee must: (1) notify the awarding agency reasonably in advance; (2) submit justification (including proposed substitutions) in sufficient detail to permit evaluation of the impact on the award; and (3) obtain the awarding agency's written approval. Additionally, OMB Circular A-110, *Uniform Administrative Requirements for Grant and Agreements with Institutions of Higher Education, Hospitals, and Other Non-Profit Organizations*, requires nonfederal entities receiving federal awards establish and maintain internal control designed to reasonably ensure compliance with federal laws, regulations, and program compliance requirements. Effective internal controls should include procedures to ensure adequate documentation of the effort of key personnel on sponsored awards is maintained.

In discussing these conditions with University officials, they stated adequate supporting documentation in the form of reports, presentations, and interpersonal agreements evidence that the principal investigators in question were involved in their respective research projects as noted in the original award documents.

Failure to notify the awarding agency before removing or replacing key personnel on a grant could result in the loss of federal funds. (Finding Code 10-19)

Recommendation:

We recommend the University implement a process to notify the awarding agency in writing if key personnel are removed or replaced on the award and if the key personnel's pledged effort is modified from the award document. Additionally, documentation supporting employee effort should conform to the requirements of OMB Circular A-21.

University Response:

UIUC Response

Not accepted. We disagree that key personnel were "removed or replaced" or that effort was "modified from the award document" for the project in question at the Urbana campus.

For the project:

- The Principal Investigator (PI) listed "pending" support for one summer month of time in the "current and pending support" section of the initial proposal. However, no salary support for the PI was requested or received from the sponsor as evidenced in the budget section of the final proposal and in the final awarded agreement.

STATE OF ILLINOIS
UNIVERSITY OF ILLINOIS

Schedule of Findings and Questioned Costs

Year ended June 30, 2010

Current Findings – *Federal Compliance*

- The “pending” support listed in the initial proposal did not transition to actual support in the final agreement executed by the sponsor the “award document”; no salary support for the summer month was included by the sponsor in the final awarded amount.
- The one unsupported summer month was unpaid, personal time of the PI. There are no University payroll records for unpaid, personal time. Expenditure confirmations are applicable only for direct costs charged to the project.
- The sponsor did not support the summer month, no salary was charged to the project, and no expenditure confirmation is applicable. Nor can the PI’s personal, unpaid time spent on this project be either tracked or claimed by the University as committed cost-sharing.
- No University resources in the form of academic year salary paid by the University were committed as cost-sharing for the project.

The PI’s time spent on the project during the summer month for which no support was included in the budget is voluntary uncommitted cost sharing which is defined by OMB as: “University faculty (including senior researchers) effort that is over and above that which is committed and budgeted for in a sponsored agreement.”

As evidenced in the award documentation, the summer month was not budgeted in the agreement executed by the sponsor, and the “over and above” effort is voluntary uncommitted cost sharing. OMB provides further clarification stating that “Voluntary uncommitted cost sharing should be treated differently from committed effort and should not be included in the organized research base for computing the F&A rate or reflected in any allocation of F&A costs. Furthermore, such faculty effort is excluded from the effort reporting requirement in [A-21] Section J.8.”

We do not agree with the audit firm’s claim the PI was “removed or replaced” on this project or that effort was “modified from the award document”. The suggested audit procedures in the OMB A-133 Compliance supplement are to determine if key personnel “were involved in the project as required”. The PI was actively involved in the work leading to the successful completion of this project, which is evidenced by documentation provided to the audit firm in the form of a research paper co-authored by the PI describing the activities and outcomes of this project. The successful completion of the project, as well as the work described in the research paper co-authored by the PI, supports the PI's involvement with and contribution of personal effort to this project that was completed in 2008.

UIC Response

Accepted. The University does recognize that there was one instance where there was a failure to notify the awarding agency before removing or replacing key personnel. The University will reinforce the procedures for appropriate notification of awarding agencies of key personnel removed or replaced on awards.

Additionally, the University will obtain documentation for employee effort supported by IPA agreements.

**STATE OF ILLINOIS
UNIVERSITY OF ILLINOIS**

Schedule of Findings and Questioned Costs

Year ended June 30, 2010

Current Findings – *Federal Compliance*

Auditors' Comment:

As noted in the finding above, the University was unable to provide documentation evidencing the effort expended by key personnel was consistent with that specified in the grant award and was unable to provide documentation supporting the awarding agency approved a change in the key personnel. We continue to recommend the University implement procedures to ensure documentation of the effort expended by key personnel is consistent with OMB Circular A-21.

**STATE OF ILLINOIS
UNIVERSITY OF ILLINOIS**

Schedule of Findings and Questioned Costs

Year ended June 30, 2010

Current Findings – *Federal Compliance*

Federal Agency: US Department of Agriculture (USDA)
US Department of Defense (USDOD)
US Department of Housing and Urban Development (USHUD)
US Department of Commerce (USDOC)
US Department of the Interior (USDOI)
US Department of Justice (USDOJ)
US Department of Transportation (USDOT)
US Library of Congress (USLOC)
National Aeronautics and Space Administration (NASA)
US Department of Veterans Affairs (USDVA)
National Science Foundation (NSF)
US Environmental Protection Agency (USEPA)
US Department of Energy (USDOE)
US Department of Education (USDE)
US Department of Health and Human Services (USDHHS)
Corporation for National and Community Service (CNCS)
US Social Security Administration (USSSA)
US Department of Homeland Security (USDHS)
US Agency for International Development (USAID)

Program Name: Research and Development Cluster
Cooperative Extension Services
Supplemental Nutrition Assistance Program (SNAP)
Education and Human Resources
National Resource Centers Program for Foreign Language and Area Studies or Foreign
Language and International Studies Program and Foreign Language and Area Studies
Fellowship Program (Foreign Language)
AIDS Education and Training Centers (AIDS)
Child Care and Development Fund
Maternal and Child Health Services Block Grant to the States (MCH Block Grant)
Homeland Security Cluster

CFDA # and Program Expenditures: Various (\$495,076,709)
10.500 (\$11,027,702)
10.551/10.561 (\$8,061,545)
47.076 (\$3,966,723)
84.015 (\$3,260,797)
93.145 (\$3,197,968)
93.575/93.596/93.713 (\$6,049,793)
93.994 (\$7,067,476)
97.067 (\$3,328,774)

Award Numbers: Various (R&D)

STATE OF ILLINOIS
UNIVERSITY OF ILLINOIS

Schedule of Findings and Questioned Costs

Year ended June 30, 2010

Current Findings – *Federal Compliance*

2008-41210-04821/2008-41530-19430/2008-48677-04871/2009-38857-19609/2009-41534-05441/2008-48679-01300/2009-48697-06083/2009-48701-06090/2009-41530-05950/S10179/2010-03321/S09148/H408906008/00078140/8000026125-AG/08-HHP-374648-0008/H408904313/25-6365-0023-110/615421B/Q4098043401/25-6324-0081-316/25-6324-0081-02/S08030/S08064 (10.500)
81X6287000 (10.551/10.561)
0850213/0549245/0535864/08-31820/08-30884/08-17185/07-37002/06-22573/07-15088/03-38215/0904024/53327/53636/0413000/Y410676/0702872 (47.076)
P015A060091/P015A060066/P015B060066/P015A060013/P015A060115/P015A060171/P015A060041/P015A060136/P015B060041/P015B060013/P015B060136/P015B060115/P015B060171/P015B060091/P015A030141/P015B030141 (84.015)
6H4AHA00062-08-01/HF4ETH08PPTRJASW00/H-F4TAN-08-P-PTR-GLDS (93.145)
81X6522000 (93.575/93.596/93.713)
03789004/93789004/83789004/L11G6788000/11G6518000/11G6788000/11G6517000/K11G6517120 (93.994)
2009-05954/09RICP2010-02975/09 IFSI DTT/IFSI 2009-00904/08RICP 2009-01112/ 2008-04892/07RICP 2008-02750/ ITTF FFY 2007 (97.067)

Questioned Costs: None

Finding 10-20 *Failure to Obtain Suspension and Debarment Certifications from Vendors*

The University did not obtain required certifications that certain vendors were not suspended or debarred from participation in federal assistance programs.

During our review of 240 contractual expenditures for the Research and Development Cluster, Cooperative Extension Services, Supplemental Nutrition Assistance Program, Child Care Development Fund, Education and Human Resources, Foreign Language, AIDS Education and Training Centers, Maternal and Child Health Services Block Grant to States, and Homeland Security Cluster programs, we noted 10 expenditures for which the University did not obtain a suspension and debarment certification from the vendor. Additionally, the University did not perform a verification check with the “Excluded Parties List System” (EPLS) maintained by the General Services Administration for the vendors. Upon further review, we noted the University does not obtain a suspension and debarment certification or perform a verification check with the EPLS from vendors for which it procures goods through a purchase order (i.e. no signed contract). All vendors in our sample for which the University entered into a signed contract appropriately contained a suspension and debarment certification from the vendor.

**STATE OF ILLINOIS
UNIVERSITY OF ILLINOIS**

Schedule of Findings and Questioned Costs

Year ended June 30, 2010

Current Findings – *Federal Compliance*

Total contractual expenditures charged to the major programs during the year ended June 30, 2010 were as follows:

Program Name	Contractual Expenditures
Research and Development	\$106,555,747
Cooperative Extension Services	4,828,113
SNAP	1,396,761
MCH Block Grant	783,654
Homeland Security	1,027,062

According to OMB Circular A-110, *Uniform Administrative Requirements for Grant and Agreements with Institutions of Higher Education, Hospitals, and Other Non-Profit Organizations* (OMB Circular A-110), non-federal entities are prohibited from contracting with or making subawards under covered transactions to parties that are suspended or debarred or whose principals are suspended or debarred. “Covered transactions” include those procurement contracts for goods and services awarded under a nonprocurement transaction (e.g., grant or cooperative agreement) that are expected to equal or exceed \$25,000 or meet certain other specified criteria. All nonprocurement transactions (i.e., subawards to subrecipients), irrespective of award amount, are considered covered transactions. When a non-federal entity enters into a covered transaction with an entity at a lower tier, the non-federal entity must verify that the entity is not suspended or debarred or otherwise excluded. This verification may be accomplished by checking the *Excluded Parties List System (EPLS)* maintained by the General Services Administration, collecting a certification from the entity, or adding a clause or condition to the covered transaction with that entity.

OMB Circular A-110 also requires nonfederal entities receiving federal awards establish and maintain internal control designed to reasonably ensure compliance with federal laws, regulations, and program compliance requirements. Effective internal controls should include procedures in place to ensure the required certifications for covered contracts and subawards are received, documented, and contracts not made with a debarred or suspended party.

In discussing these conditions with University officials, they stated the University Purchasing Division has procedures in place which were originally designed to comply with this requirement; however, transition of the process from a paper-based listing for suspended and debarred vendors to an electronic, Web-based listing resulted in an unintended alteration of the process.

Failure to obtain the required certifications or perform verification procedures with the EPLS could result in the payment of federal funds to vendors that are suspended or debarred from participation in federal assistance programs. (Finding Code 10-20, 09-16)

Recommendation:

We recommend the University establish procedures to ensure vendors certify that their organization is not suspended or debarred or otherwise excluded from participation in federal assistance programs.

**STATE OF ILLINOIS
UNIVERSITY OF ILLINOIS**

Schedule of Findings and Questioned Costs

Year ended June 30, 2010

Current Findings – *Federal Compliance*

University Response:

Accepted. The University's Purchasing Department has established procedures and trained staff to perform verification checks using the Excluded Parties List System (EPLS). For all orders over \$5,000 to be charged to a Federal fund, purchasing staff checks the data in the EPLS prior to entering into the purchasing agreement to ensure that the vendor is eligible. The staff documents the results from the search and includes the screen print in the file documentation. Purchasing is redesigning the procurement checklist to document that this procedure is being followed when appropriate. No vendors involved in FY10 purchasing agreements have been found to be debarred or suspended.

**STATE OF ILLINOIS
UNIVERSITY OF ILLINOIS**

Schedule of Findings and Questioned Costs

Year ended June 30, 2010

Current Findings – *Federal Compliance*

Federal Agency: US Department of Agriculture (USDA)
US Department of Defense (USDOD)
US Department of Housing and Urban Development (USHUD)
US Department of Commerce (USDOC)
US Department of the Interior (USDOI)
US Department of Justice (USDOJ)
US Department of Transportation (USDOT)
US Library of Congress (USLOC)
National Aeronautics and Space Administration (NASA)
US Department of Veterans Affairs (USDVA)
National Science Foundation (NSF)
US Environmental Protection Agency (USEPA)
US Department of Energy (USDOE)
US Department of Education (USDE)
US Department of Health and Human Services (USDHHS)
Corporation for National and Community Service (CNCS)
US Social Security Administration (USSSA)
US Department of Homeland Security (USDHS)
US Agency for International Development (USAID)

Program Name: Research and Development Cluster
Cooperative Extension Services
Supplemental Nutrition Assistance Program (SNAP)
Education and Human Resources
AIDS Education and Training Centers (AIDS)
Maternal and Child Health Services Block Grant to the States (MCH Block Grant)

CFDA # and Program Expenditures: Various (\$541,078,403)
10.500 (\$10,785,671)
10.551/10.561 (\$8,128,913)
47.076 (\$3,481,938)
93.145 (\$2,751,490)
93.994 (\$7,004,055)

Award Numbers: Various (R&D)
2008-41210-04821/2008-41530-19430/2008-48677-04871/2009-38857-19609/2009-41534-05441/2008-48679-01300/2009-48697-06083/2009-48701-06090/2009-41530-05950/S10179/
2010-03321/S09148/H408906008/00078140/8000026125-AG/08-HHP-374648-0008/
H408904313/25-6365-0023-110/615421B/Q4098043401/25-6324-0081-316/25-6324-0081-02/S08030/S08064 (10.500)
81X6287000 (10.551/10.561)
0850213/0549245/0535864/08-31820/08-30884/08-17185/07-37002/06-22573/07-15088/03-38215/0904024/53327/53636/0413000/Y410676/0702872 (47.076)

**STATE OF ILLINOIS
UNIVERSITY OF ILLINOIS**

Schedule of Findings and Questioned Costs

Year ended June 30, 2010

Current Findings – *Federal Compliance*

P015A060091/P015A060066/P015B060066/P015A060013/P015A060115/P015A060171/P015A060041/P015A060136/P015B060041/P015B060013/P015B060136/P015B060115/P015B060171/P015B060091/P015A030141/P015B030141 (84.015)
03789004/93789004/83789004/L11G6788000/11G6518000/11G6788000/11G6517000/K11G6517120 (93.994)

Questioned Costs: None

Finding 10-21 *Failure to Properly Perform Interest Calculations on Federal Advances*

The University does not properly calculate interest on federal funds drawn in advance.

The University receives federal funds on an advance basis under the Research and Development Cluster, Cooperative Extension Services, Supplemental Nutrition Assistance Program, Education and Human Resources, AIDS Training and Education Centers, and Maternal and Child Health Services Block Grant. During our testwork, we noted the University has not performed an interest calculation for any of the programs or grants on which it received advanced funding as required by federal regulations. The University calculated interest on the net cash position of all its federal awards as of June 30, 2010; however, this methodology has not been approved by the University's federal cognizant agency (USDE).

OMB Circular A-110, *Uniform Administrative Requirements for Grant and Agreements with Institutions of Higher Education, Hospitals, and Other Non-Profit Organizations* (OMB Circular A-110) requires advances of federal funds to be maintained in interest bearing accounts and interest earnings in excess of \$250 to be remitted to the federal government. OMB Circular A-110 also requires nonfederal entities receiving federal awards establish and maintain internal control designed to reasonably ensure compliance with federal laws, regulations, and program compliance requirements. Effective internal controls should include procedures to ensure interest calculations are performed and interest is remitted as required.

In discussing these conditions with University officials, they stated the University is in compliance with OMB Circular A-110 and does have effective and adequate internal controls in place.

Failure to properly perform required interest calculations results in noncompliance with cash management regulations. (Finding Code 10-21, 09-17)

Recommendation:

We recommend the University implement procedures to properly calculate interest on federal funds received in advance of expenditures and to remit any interest earned to the appropriate federal agencies as required by federal regulations.

University Response:

STATE OF ILLINOIS
UNIVERSITY OF ILLINOIS

Schedule of Findings and Questioned Costs

Year ended June 30, 2010

Current Findings – *Federal Compliance*

Not accepted. This is a repeat finding from FY09. It is pending resolution.

The University has been performing a calculation of interest based on the net cash position of its advances. We believe the methodology is adequate for compliance with OMB Circular A-110. The results of the calculation have shown that there was no excess federal cash on hand and no interest due.

The methodology is being addressed by the University's cognizant for clarification and guidance on this issue. We have provided documentation as requested to the cognizant for review. The University has not yet received a response.

Auditors' Comment:

We recommend the University work with their Federal cognizant agency (U.S. Department of Education and OMB) to determine whether interest calculations should be performed at a lower level, such as by individual letter of credit, program, or federal agency.

**STATE OF ILLINOIS
UNIVERSITY OF ILLINOIS**

Schedule of Findings and Questioned Costs

Year ended June 30, 2010

Current Findings – *Federal Compliance*

Federal Agency: US Department of Agriculture (USDA)
US Department of Defense (USDOD)
US Department of Housing and Urban Development (USHUD)
US Department of Commerce (USDOC)
US Department of the Interior (USDOI)
US Department of Justice (USDOJ)
US Department of Transportation (USDOT)
US Library of Congress (USLOC)
National Aeronautics and Space Administration (NASA)
US Department of Veterans Affairs (USDVA)
National Science Foundation (NSF)
US Environmental Protection Agency (USEPA)
US Department of Energy (USDOE)
US Department of Education (USDE)
US Department of Health and Human Services (USDHHS)
Corporation for National and Community Service (CNCS)
US Social Security Administration (USSSA)
US Department of Homeland Security (USDHS)
US Agency for International Development (USAID)

Program Name: Research and Development Cluster

CFDA # and Program Expenditures: Various (\$541,078,403)

Award Numbers: Various (R&D)

Questioned Costs: None

Finding 10-22 *Failure to Notify Subrecipients of Federal Funding and Communicate ARRA Information*

The University did not provide required program and ARRA information relative to federal funds passed through to the subrecipients of the Research and Development Cluster program for the year ended June 30, 2010.

During our testwork of 40 subrecipients who expended \$20,442,896 of the Research and Development Cluster program funds, we noted the Chicago campus did not communicate in the grant award documents or in funding notification letters to the subrecipients the following:

- The specific program name or CFDA number under which federal funding had been provided for four subrecipients expending \$2,076,883 during the year ended June 30, 2010.
- The award was funded by ARRA funds for two subrecipients expending \$236,679 during the year ended June 30, 2010.
- The Federal award number under which federal funding had been provided for one subrecipient expending \$186,679 during the year ended June 30, 2010.

**STATE OF ILLINOIS
UNIVERSITY OF ILLINOIS**

Schedule of Findings and Questioned Costs

Year ended June 30, 2010

Current Findings – *Federal Compliance*

In addition, during our testwork over disbursements to subrecipients of the Research and Development Cluster program, we noted the University did not identify the federal award number, catalog of federal domestic assistance (CFDA) number, or the amount attributable to ARRA at the time of each disbursement.

Subrecipient expenditures under the Research and Development Cluster program for the year ended June 30, 2010 were \$59,266,999, of which, \$1,335,985 was funded by ARRA.

According to OMB Circular A-133 §__400(d), a pass-through entity is required to identify federal awards made by informing each subrecipient of the CFDA title and number, award name and number, and award year. The pass through entity is also required to advise subrecipients of requirements imposed on them by federal laws and regulations. According to the American Recovery and Reinvestment Act, Federal Agencies must require recipients to agree to: (1) separately identify to each subrecipient, and document at the time of the subaward and disbursement of funds, the Federal Award number, CFDA number, and the amount of ARRA funds; and (2) require their subrecipients to provide similar identification in their SEFA and data collection form. Additionally, OMB Circular A-110 also requires nonfederal entities receiving federal awards establish and maintain internal control designed to reasonably ensure compliance with federal laws, regulations, and program compliance requirements. Effective internal controls should include procedures to ensure subrecipient award communications contain all required information.

In discussing these conditions with University officials, they stated the CFDA number is provided on subrecipient agreements when it is available at the time the subaward is executed, or it is provided later, when it is available. If the CFDA number is not available, initially, other information describing the project is outlined in the sub agreement, as allowed in OMB Circular A-133. University officials also stated the University's systems were not initially set up to meet the disbursement requirement.

Failure to inform subrecipients of federal award information could result in subrecipients improperly omitting expenditures from their schedule of expenditures of federal awards, expending federal funds for unallowable purposes, or not receiving a single audit in accordance with OMB Circular A-133. (Finding Code 10-22, 09-30)

Recommendation:

We recommend the University review its current process for preparing subrecipient funding notifications to ensure all required information is properly communicated to its subrecipients. Additionally, we recommend procedures be modified to ensure required information is provided to subrecipients with each disbursement of ARRA funding.

University Response:

Accepted. A procedure has been in place since June 2010 at the Urbana campus where repeat notifications of the required ARRA-related elements are sent for each reimbursement under an ARRA-related subaward. The repeat notifications are sent at the time of disbursement and contain the Federal Award number, CFDA number, and the amount of ARRA funds being disbursed.

**STATE OF ILLINOIS
UNIVERSITY OF ILLINOIS**

Schedule of Findings and Questioned Costs

Year ended June 30, 2010

Current Findings – *Federal Compliance*

The Chicago campus will implement a procedure to notify subrecipients of the required information in the funding notifications and with each disbursement of ARRA funding.

STATE OF ILLINOIS
UNIVERSITY OF ILLINOIS

Schedule of Findings and Questioned Costs

Year ended June 30, 2010

Current Findings – *Federal Compliance*

Federal Agency: US Department of Agriculture (USDA)
US Department of Defense (USDOD)
US Department of Housing and Urban Development (USHUD)
US Department of Commerce (USDOC)
US Department of the Interior (USDOI)
US Department of Justice (USDOJ)
US Department of Transportation (USDOT)
US Library of Congress (USLOC)
National Aeronautics and Space Administration (NASA)
US Department of Veterans Affairs (USDVA)
National Science Foundation (NSF)
US Environmental Protection Agency (USEPA)
US Department of Energy (USDOE)
US Department of Education (USDE)
US Department of Health and Human Services (USDHHS)
Corporation for National and Community Service (CNCS)
US Social Security Administration (USSSA)
US Department of Homeland Security (USDHS)
US Agency for International Development (USAID)

Program Name: Research and Development Cluster
National Resource Centers Program for Foreign Language and Area Studies or Foreign
Language and International Studies Program and Foreign Language and Area Studies
Fellowship Program (Foreign Language)
AIDS Education and Training Centers (AIDS)

CFDA # and Program Expenditures: Various (\$541,078,403)
84.015 (\$3,542,579)
93.145 (\$2,751,490)

Award Numbers: Various (R&D)
P015A060091/P015A060066/P015B060066/P015A060013/P015A060115/P015A060171/P0
15A060041/P015A060136/P015B060041/P015B060013/P015B060136/P015B060115/P
015B060171/P015B060091/P015A030141/P015B030141 (84.015)
6H4AHA00062-08-01/HF4ETH08PPTRJASW00/H-F4TAN-08-P-PTR-GLDS (93.145)

Questioned Costs: None

Finding 10-23 *Inadequate Monitoring of Subrecipient OMB Circular A-133 Audit Reports*

The University is not adequately performing or documenting reviews of subrecipient OMB Circular A-133 audit reports. Additionally, the Chicago campus does not have a system to track and follow-up with subrecipients when OMB Circular A-133 reports have not been received.

**STATE OF ILLINOIS
UNIVERSITY OF ILLINOIS**

Schedule of Findings and Questioned Costs

Year ended June 30, 2010

Current Findings – *Federal Compliance*

The University requires subrecipients expending more than \$500,000 in federal awards during their fiscal year to (1) submit OMB Circular A-133 audit reports or (2) provide written notification that an audit was conducted in accordance with OMB Circular A-133 and the schedule of findings and questioned costs disclosed no audit findings relating to the Federal awards that were pass-through the University (notification letter). University staff in the Office of Grants and Contracts are responsible for reviewing the OMB Circular A-133 audit reports and determining whether the audit reports meet the audit requirements of OMB Circular A-133, evaluating the type of audit opinion issued (i.e. unqualified, qualified, adverse), and issuing management decisions on findings reported within required timeframes. However, there is no documentation of the “desk reviews” performed, nor does management use a checklist to help determine whether the audit reports meet the audit requirements of OMB Circular A-133 and whether management decisions have been issued on findings reported within required timeframes. Lastly, we noted the Chicago Campus does not have a process to track and follow-up with subrecipients when OMB Circular A-133 reports or notification letters have not been received.

Additionally, during our testwork over 40 subrecipients of the Research and Development Cluster program we noted the following:

- There were four subrecipients at the Chicago campus for which a management decision was required, but was not issued by the University.
- There were 17 subrecipients at the Chicago campus for which A-133 audit reports were submitted after the nine month filing deadline. These files contained no documentation the University followed up on the delinquent report or approved an extension of the filing deadline.

Subrecipient expenditures under the federal programs for the year ended June 30, 2010 were as follows:

Program	Total Fiscal Year 2010 Subrecipient Expenditures	Total Fiscal Year 2010 Program Expenditures	%
Research and Development Cluster	\$59,266,999	\$541,078,403	10.95%
Foreign Language	\$546,841	3,542,579	15.44%
AIDS	\$1,278,642	2,751,490	46.47%

According to OMB Circular A-133 § .400(d), a pass-through entity is required to monitor the activities of subrecipients as necessary to ensure that Federal awards are used for authorized purposes in compliance with laws, regulations, and the provisions of contracts or grant agreements and that performance goals are achieved. According to the OMB Circular A-133 compliance supplement, dated June 2010, a pass-through entity is required to 1) ensure that subrecipients expending \$500,000 or more in Federal awards during the subrecipient’s fiscal year have met the audit requirements of OMB Circular A-133 and that the required audits are completed within nine months of the end of the subrecipient’s audit period, 2) issue a management decision on audit findings within six months after receipt of the subrecipient’s audit report, and 3) ensure that the subrecipient takes timely and appropriate corrective action on all audit findings. In the cases of continued inability or unwillingness of a subrecipient to have the required audits, the pass-through entity shall take appropriate action using sanctions.

STATE OF ILLINOIS
UNIVERSITY OF ILLINOIS

Schedule of Findings and Questioned Costs

Year ended June 30, 2010

Current Findings – Federal Compliance

In discussing these conditions with University officials on the Chicago campus, they stated that the problems were due to inadequate follow-up procedures being in place.

Failure to obtain and adequately review subrecipient OMB Circular A-133 audit reports and issue management decisions in a timely manner may result in federal funds being expended for unallowable purposes and subrecipients not properly administering federal programs in accordance with laws, regulations, and the grant agreement. (Finding Code 10-23, 09-18)

Recommendation:

We recommend the University establish procedures to ensure all subrecipients receiving federal awards have audits performed in accordance with OMB Circular A-133. Additionally, desk reviews of A-133 audit reports should be formally documented using an A-133 desk review checklist and management decisions should be issued within six months.

University Response:

Accepted. The University will implement procedures to strengthen oversight of subrecipient monitoring and follow-up activities.

**STATE OF ILLINOIS
UNIVERSITY OF ILLINOIS**

Schedule of Findings and Questioned Costs

Year ended June 30, 2010

Current Findings – *Federal Compliance*

Federal Agency: US Department of Agriculture (USDA)
US Department of Defense (USDOD)
US Department of Housing and Urban Development (USHUD)
US Department of Commerce (USDOC)
US Department of the Interior (USDOI)
US Department of Justice (USDOJ)
US Department of Transportation (USDOT)
US Library of Congress (USLOC)
National Aeronautics and Space Administration (NASA)
US Department of Veterans Affairs (USDVA)
National Science Foundation (NSF)
US Environmental Protection Agency (USEPA)
US Department of Energy (USDOE)
US Department of Education (USDE)
US Department of Health and Human Services (USDHHS)
Corporation for National and Community Service (CNCS)
US Social Security Administration (USSSA)
US Department of Homeland Security (USDHS)
US Agency for International Development (USAID)

Program Name: Research and Development Cluster
Maternal and Child Health Services Block Grant to the States (MCH Block Grant)

CFDA # and Program Expenditures: Various (\$541,078,403)
93.994 (\$7,004,055)

Award Numbers: Various (R&D)
03789004/93789004/83789004/L11G6788000/11G6518000/11G6788000/11G6517000/K11
G6517120 (93.994)

Questioned Costs: \$62,207

Finding 10-24 *Unallowable Costs Charged to Federal Program*

The University claimed expenditures under the Maternal and Child Health Services Block Grant to the States (MCH Block Grant) program and used expenditures to meet cost share requirements of the Research and Development Cluster that are unallowable.

During our review of 40 other than personnel expenditures (totaling \$127,402) charged to the MCH Block Grant program and 41 expenditures (totaling \$18,802,603) used to meet cost sharing requirements of the Research and Development Cluster, we noted the following:

STATE OF ILLINOIS
UNIVERSITY OF ILLINOIS

Schedule of Findings and Questioned Costs

Year ended June 30, 2010

Current Findings – *Federal Compliance*

- One expenditure for computer service fees charged to the MCH Block Grant program administered by the Chicago campus for which the amount reimbursed by the grantor was in excess of the actual charge. The University recorded the expenditure as the amount of the purchase order (\$208), but the actual invoiced amount was \$183. As a result, the grant was overcharged \$25.
- One expenditure (in the amount of \$882) for the installation of telecom lines, which was used to meet the cost share requirement of a Research and Development Cluster award administered by the Chicago campus, was allocated using an unapproved and undocumented allocation methodology.
- Two subrecipient expenditures (in the amount of \$3,950), which were used to meet cost share requirements of a Research and Development Cluster award at the Chicago campus, were not adequately supported. Specifically, we noted the documentation for these expenditures consisted solely of budgetary documents.
- Three subrecipient expenditures (in the amount of \$57,250), which were used to meet cost share requirements of Research and Development Cluster awards at the Urbana campus, did not contain sufficient details to determine the nature of types of expenditures. Specifically, we noted the documentation for these expenditures consisted solely of a letter obtained from the subrecipient certifying the total cost share amount.

OMB Circular A-21, *Cost Principles for Higher Education Institutions*, establishes principles and standards for determining costs for federal awards carried out through grants, cost reimbursements contracts, and other agreements with higher education institutions. To be allowable under federal awards, costs must meet certain general criteria. Those criteria, among other things, require that the expenditures must be allocable, reasonable, and supported by adequate documentation.

Additionally, OMB Circular A-110 requires nonfederal entities receiving federal awards establish and maintain internal control designed to reasonably ensure compliance with federal laws, regulations, and program compliance requirements. Effective internal controls should include procedures to ensure expenditures are properly supported in accordance with OMB Circular A-21.

In discussing these conditions with University officials, they stated the University received sufficient information to document the cost share requirements.

Failure to properly determine the allowability of costs in accordance with program regulations may result in costs inconsistent with program objectives being charged to federal programs or result in the University not meeting its cost share requirement. (Finding Code 10-24)

Recommendation:

We recommend the University implement procedures to ensure only expenditures made for allowable costs are claimed.

**STATE OF ILLINOIS
UNIVERSITY OF ILLINOIS**

Schedule of Findings and Questioned Costs

Year ended June 30, 2010

Current Findings – *Federal Compliance*

University Response:

UIC Response

Partially accepted. The University has procedures to ensure that allowable costs are charged to federal programs. The P-Card transaction for the computer service fee was agreed upon and charged by the vendor, and appropriately reconciled. The invoiced amount of \$183 reflects a \$25 credit, subsequently issued by the vendor. The \$25 difference is immaterial.

The University agrees to obtain additional supporting documentation for cost sharing commitments. However, the Research and Development Cluster expenditures referenced for the Chicago Campus were used to satisfy cost sharing commitments and were not directly charged to federal programs.

UIUC Response

Not accepted. The University believes that certified statements from our research partners are sufficient documentation for the amount of the third party cost share. The University will consider asking for additional information from our research partners at a level of detail that does not exceed that required for billings of direct expenditures.

Auditors' Comment:

As noted in the finding above, the University did not receive sufficient information to determine the nature of the expenditures provided by the subrecipient to meet its cost share requirement. The information received simply included a dollar amount which is less detailed than the information required by the University for federal expenditures reported by its subrecipients. As documentation requirements pertaining to cost sharing expenditures are the same as federal expenditures, we do not believe the documentation received for cost share expenditures provided by subrecipients is adequate under OMB Circular A-21.

**STATE OF ILLINOIS
UNIVERSITY OF ILLINOIS**

Schedule of Findings and Questioned Costs

Year ended June 30, 2010

Current Findings – *Federal Compliance*

Federal Agency: US Department of Agriculture (USDA)

Program Name: Supplemental Nutrition Assistance Program (SNAP)

CFDA # and Program Expenditures: 10.551/10.561 (\$8,128,913)

Award Numbers: 81X6287000

Questioned Costs: None

Finding 10-25 *Inaccurate Quarterly Expenditure Reports Prepared for the SNAP Program*

The University did not accurately report federal expenditures in quarterly reports for the SNAP Program submitted to the Illinois Department of Human Services (IDHS).

The University is required to prepare a quarterly expenditure report for the SNAP program which identifies the expenditures incurred to date under the federal award and used to meet the matching requirement. The quarterly expenditure reports are used by IDHS to determine the amount to be reimbursed to the University (reported on the line item “Total IDHS Share”) and to monitor the University’s progress towards the matching requirement.

During our testwork over the quarterly expenditure report submitted for the quarter ended December 31, 2009, we noted the University improperly reported the “Total IDHS Share” line item as half of the combined amounts of federal and matching expenditures. As a result, the “Total IDHS Share” line item was overstated by \$383,195 for the quarter ended December 31, 2009. Upon review of the quarterly reports submitted during the University’s fiscal year, we noted the following differences in the amounts reported for the “Total IDHS Share line” item:

Quarter Ended	Amount Reported	Correct Amount	Difference
September 30, 2009	\$1,510,162	\$1,510,128	\$34
December 31, 2009	1,510,551	1,127,356	383,195
March 31, 2010	1,642,271	1,534,200	108,071
June 30, 2010	1,520,658	2,011,924	(491,266)

The University indicated IDHS requested these amounts to be reported this way as the federal expenditures and matching expenditures all qualify for federal reimbursement; however, the matching expenditures include in-kind contributions from local governments which are not allowed to be reimbursed from federal sources.

The Illinois Food Stamp Nutrition Education Plan/Supplemental Nutrition Assistance Program Nutrition Education and the grant agreement between IDHS and the University, require the Urbana campus to provide matching expenditures (cost share) of \$7,508,756, or an amount equal to federal expenditures, from non-federal sources.

STATE OF ILLINOIS
UNIVERSITY OF ILLINOIS

Schedule of Findings and Questioned Costs

Year ended June 30, 2010

Current Findings – *Federal Compliance*

Additionally, OMB Circular A-110, *Uniform Administrative Requirements for Grant and Agreements with Institutions of Higher Education, Hospitals, and Other Non-Profit Organizations*, requires nonfederal entities receiving federal awards establish and maintain internal control designed to reasonably ensure compliance with federal laws, regulations, and program compliance requirements. Effective internal controls should include procedures to ensure quarterly expenditure reports accurately report the grantor's share of expenditures.

In discussing these conditions with University officials, they stated they believe the data in the table is inaccurate, and it does not follow the billing methodology that is approved by the funding agency.

Failure to prepare accurate reports inhibits the ability of the grantor to properly monitor and evaluate the performance of the program activities. (Finding Code 10-25, 09-21)

Recommendation:

We recommend the University implement procedures to ensure the quarterly expenditure reports accurately reflect the grantor's share of expenditures.

University Response:

Not accepted. This is a Prior Year Finding from FY09, which was not accepted by the University and is pending sponsor resolution and guidance.

The federal expenditures on this program are accurately reported; the data in the table prepared by the auditing firm for this finding is inaccurate because it does not follow the billing methodology approved by the funding agency, IDHS. The program sponsor, IDHS, approved the University's billing and reporting methodology for the federal expenditures on this program, as noted above. Under this program, the mandatory cost-share is a one-to-one match of direct expenditures taken over the life of the award and is fully reconciled at the end of the State of Illinois and Federal fiscal year.

The in-kind contributions from local governments, which include teacher salaries, were not reimbursed from federal sources and are allowable to meet the cost-sharing commitment. The UI Extension has procedures to verify the teacher salaries used as in-kind cost share contributions are not directly reimbursed from any federal source of funds. The UI Extension offices require potential program contributors to submit Form A, 'Confirmation of Community In-Kind Cost Share Contributions'. This form, signed by contributors, states, "I confirm the Source of Funding for these contributions are NOT directly or indirectly from Federal Government or Private monies." The form provided by the school officials certifying the source of funding for the teacher salaries is not from federal funding has been accepted by the sponsor as satisfactory documentation to support this portion of the required cost-share commitment. The University provided the audit firm a copy of this form with the confirmation language during the FY09 audit; the firm did not request a copy of the documentation in FY10, but the substance of the form has not changed.

**STATE OF ILLINOIS
UNIVERSITY OF ILLINOIS**

Schedule of Findings and Questioned Costs

Year ended June 30, 2010

Current Findings – *Federal Compliance*

Auditors' Comment:

As discussed in the finding above, we believe the report is inaccurate and results in the improper reimbursement of expenditures under the SNAP program. Additionally, the grant agreement between IDHS and the University requires the University to provide matching expenditures (cost share) from non-federal sources over the term of the grant, which covers more than the current year. The allocable portion of matching requirement for the current year based on a one-to-one ratio to federal expenditures is \$7.5 million.

**STATE OF ILLINOIS
UNIVERSITY OF ILLINOIS**

Schedule of Findings and Questioned Costs

Year ended June 30, 2010

Current Findings – *Federal Compliance*

Federal Agency: US Department of Agriculture (USDA)
US Department of Defense (USDOD)
US Department of Housing and Urban Development (USHUD)
US Department of Commerce (USDOC)
US Department of the Interior (USDOI)
US Department of Justice (USDOJ)
US Department of Transportation (USDOT)
US Library of Congress (USLOC)
National Aeronautics and Space Administration (NASA)
US Department of Veterans Affairs (USDVA)
National Science Foundation (NSF)
US Environmental Protection Agency (USEPA)
US Department of Energy (USDOE)
US Department of Education (USDE)
US Department of Health and Human Services (USDHHS)
Corporation for National and Community Service (CNCS)
US Social Security Administration (USSSA)
US Department of Homeland Security (USDHS)
US Agency for International Development (USAID)

Program Name: Research and Development Cluster
Cooperative Extension Services

CFDA # and Program Expenditures: Various (\$541,078,403)
10.500 (\$10,785,671)

Award Numbers: Various (R&D)
2008-41210-04821/2008-41530-19430/2008-48677-04871/2009-38857-19609/2009-41534-05441/2008-48679-01300/2009-48697-06083/2009-48701-06090/2009-41530-05950/S10179/2010-03321/S09148/H408906008/00078140/8000026125-AG/08-HHP-374648-0008/H408904313/25-6365-0023-110/615421B/Q4098043401/25-6324-0081-316/25-6324-0081-02/S08030/S08064 (10.500)

Questioned Costs: None

Finding 10-26 *Failure to Follow Property Management Regulations*

The University did not consistently follow property management regulations relative to equipment purchased with federal funding from the Research and Development Cluster and Cooperative Extension Services programs.

The University conducts research and extension services in multiple locations on each of its three campuses, as well as at off-campus locations throughout the State. Equipment items purchased with federal funds are utilized at each of these locations. The University identifies all equipment in its property management records with

STATE OF ILLINOIS
UNIVERSITY OF ILLINOIS

Schedule of Findings and Questioned Costs

Year ended June 30, 2010

Current Findings – *Federal Compliance*

individually assigned asset numbers and each individual asset record includes the specific location of the asset, the federal award general ledger account number which funded the purchase of the asset, and other required information. An asset tag with the assigned asset number is affixed to each asset in accordance with University policy and State Property Management Regulations.

During our physical observation of 40 pieces of equipment purchased with Research and Development Cluster funds and 40 pieces of equipment purchased with Cooperative Extension Services Program funds, we noted the following:

- One item included on the Research and Development Cluster inventory list (with a cost value of \$35,560) was transferred to a different institution but the transfer request form was not completed or reviewed before the equipment was physically transferred.
- Two items included on the Research and Development Cluster inventory list (with cost values totaling \$42,285) did not have visible property control tags affixed to the assets at the time of our procedures.
- Two items included on the Cooperative Extension Services inventory list (with cost values totaling \$12,548) were not located by the Urbana campus at the time of our procedures.

Additionally, during our review of the University's bi-annual physical inventory records, we noted twelve departments (out of 40 selected for testing) could not locate documentation evidencing the performance of the bi-annual inventory procedures.

As of June 30, 2010, the cumulative cost value of equipment purchased with Research and Development Cluster and Cooperative Extension Services Program funds was \$195,063,938 and \$2,043,986, respectively.

OMB Circular A-110, *Uniform Administrative Requirements for Grant and Agreements with Institutions of Higher Education, Hospitals, and Other Non-Profit Organizations* (OMB Circular A-110) requires that equipment be used in the program which acquired it or, when appropriate, other federal programs. Additionally, OMB Circular A-110 requires the University to implement an appropriate control system to safeguard equipment and to ensure equipment is adequately maintained.

Additionally, OMB Circular A-110 requires nonfederal entities receiving federal awards establish and maintain internal control designed to reasonably ensure compliance with federal laws, regulations, and program compliance requirements. Effective internal controls should include procedures to ensure equipment inventory records are accurate and equipment items are properly tagged.

In discussing these conditions with University officials, they stated extensive policies and procedures are in place to ensure control over equipment. The property accounting records of the University had identified the items as being within the assigned units; however, the University could not locate certain items during the audit for several reasons. Some items could not be located in the relatively short time available during the audit, in part because of the large size and highly decentralized nature of the University; and were subsequently located after the observations had been completed. Regarding cases of inventory tags not being affixed to certain assets, University management stated that some of these instances can be challenging to manage. They noted one instance of a missing tag related to an item with a hand written tag because it had recently been upgraded and a replacement tag had not been ordered.

STATE OF ILLINOIS
UNIVERSITY OF ILLINOIS

Schedule of Findings and Questioned Costs

Year ended June 30, 2010

Current Findings – *Federal Compliance*

Failure to maintain accurate property records and tag equipment purchased with federal funds prohibits the University from properly safeguarding and maintaining equipment and may result in federal programs not receiving the appropriate share of proceeds from the disposals of equipment purchased with federal funds. (Finding Code 10-26, 09-24)

Recommendation:

We recommend the University implement procedures to ensure property records accurately reflect equipment on-hand and to ensure equipment items are properly tagged in accordance with property management regulations.

University Response:

Accepted. This is a repeat finding from FY09. The University will continue its ongoing efforts to ensure that its property control policies/procedures are followed and identify opportunities for improvement. However, we note the following:

Bullet 2

Item 1 - This piece of equipment had a temporary property control tag written in permanent marker. This piece of equipment had recently been sent to the manufacturer for an upgrade. During the transport and upgrade process, the permanent tag was lost. When the equipment was returned from the manufacturer after the upgrade, a replacement permanent P-Tag was subsequently ordered.

Item 2 - This equipment is a small component piece (a switch), which is part of a larger piece of equipment, and is too small to allow the affixing of a standard size property control tag. To accommodate these space constraints, the department created a special miniaturized tag that is affixed to this component piece. This equipment is located offsite at Northwestern University. At the time the auditing firm's observation was scheduled, the responsible manager at Northwestern was out of town and a liaison was designated to conduct the equipment observation. Due to the liaison's unfamiliarity with the unique tagging, he was unable to point out the tag to the auditing firm at the initial observation.

The Grants and Contracts Office personnel and the equipment manager confirmed the miniature tag is in place. The auditors did not schedule a second observation to view the tag on this equipment; the University recommends a second observation be scheduled when the equipment manager is available.

Bullet 3

This piece of equipment was located and is available for observation.

STATE OF ILLINOIS
UNIVERSITY OF ILLINOIS

Schedule of Findings and Questioned Costs

Year ended June 30, 2010

Current Findings – *Federal Compliance*

Federal Agency: US Department of Education (USDE)
US Department of Health and Human Services (USDHHS)

Program Name: Student Financial Assistance Cluster

CFDA # and Program Expenditures: 84.007/84.033/84.038/84.063/84.268/84.375/
84.376/84.379/93.264/93.342/93.364/93.925 (\$575,250,641)

Award Numbers: P007A091306/P007A081306/P379T090119/P063P090118/P063P080118/
P268K100118/P268K100119/P268K103182/P375090118/P375A080118/
P375A07118/P376S090118/P376S080118/P379T103182/P379T100118/
P379T090118/T08HP13322-01-01/T08HP13156-01-00 (84.007/84.033/
84.038/84.063/84.268/84.375/84.376/84.379/93.264/93.342/93.364/93.925)

Questioned Costs: \$8,500

Finding 10-27 *Failure to Properly Determine SFA Awards in Accordance with Program Regulations*

The University disbursed funds in excess of program award limits at its Chicago campus.

During our testwork over 55 students (25 from the Urbana campus and 30 from the Chicago campus) who were awarded and disbursed student financial aid totaling \$857,367, we noted one student from the College of Medicine at the Chicago campus who received a subsidized direct loan in excess of the annual loan limit of \$8,500 for which the student was eligible. The student was awarded subsidized loan funds in the amount of \$17,000 during the 2009-2010 academic year resulting in an over-award of \$8,500. Total aid awarded to this student during the year ended June 30, 2010 was \$54,309.

The University awarded approximately \$525,358,275 in federal financial assistance to students.

According to 34 CFR 685.203, the total amount a graduate or professional student may borrow for any academic year of study under the Federal Direct Stafford/Ford Loan Program in combination with the Federal Stafford Loan Program may not exceed \$8,500. Additionally, OMB Circular A-110, *Uniform Administrative Requirements for Grant and Agreements with Institutions of Higher Education, Hospitals, and Other Non-Profit Organizations*, requires nonfederal entities receiving awards to establish and maintain internal control designed to reasonably ensure compliance with federal laws, regulations, and program compliance requirements. Effective internal control should include procedures to ensure student awards are packaged in accordance with program regulations.

In discussing these conditions with University officials, they stated the cause was human error.

Failure to properly determine eligibility and package financial aid in accordance with federal regulations may result in students receiving awards for which they are not eligible which would result in unallowable costs or may result in students not receiving awards that they may be entitled to receive. (Finding Code 10-27)

**STATE OF ILLINOIS
UNIVERSITY OF ILLINOIS**

Schedule of Findings and Questioned Costs

Year ended June 30, 2010

Current Findings – *Federal Compliance*

Recommendation:

We recommend the University review its current procedures for awarding federal assistance and implement any changes necessary to ensure student financial assistance is awarded in accordance with federal regulations.

University Response:

Accepted. The student's award has been corrected and the appropriate funds have been returned to the U.S. Department of Education.

**STATE OF ILLINOIS
UNIVERSITY OF ILLINOIS**

Schedule of Findings and Questioned Costs

Year ended June 30, 2010

Current Findings – *Federal Compliance*

Federal Agency: US Department of Education (USDE)

US Department of Health and Human Services (USDHHS)

Program Name: Student Financial Assistance Cluster

CFDA # and Program Expenditures: 84.007/84.033/84.038/84.063/84.268/84.375/
84.376/84.379/93.264/93.342/93.364/93.925 (\$575,250,641)

Award Numbers: P007A091306/P007A081306/P379T090119/P063P090118/P063P080118/
P268K100118/P268K100119/P268K103182/P375090118/P375A080118/
P375A07118/P376S090118/P376S080118/P379T103182/P379T100118/
P379T090118/T08HP13322-01-01/T08HP13156-01-00 (84.007/84.033/
84.038/84.063/84.268/84.375/84.376/84.379/93.264/93.342/93.364/93.925)

Questioned Costs: Cannot be determined

Finding 10-28 *Failure to Properly Complete Required Verification Procedures*

The University did not properly perform verification procedures for students at the Chicago campus.

In order to validate the accuracy of information reported by applicants for financial aid, USDE requires schools participating in federal student financial assistance programs to perform procedures to verify the accuracy of student financial and household information used to compute the expected family contribution (EFC) of each applicant. The EFC is used by the schools to determine the types and amounts of federal student financial aid each student is eligible to receive. USDE selects students for verification and schools are required to establish and follow a verification policy that complies with the federal regulations.

The University verifies the Institutional Student Information Records (ISIR) for all students selected by the USDE central processor at its Urbana and Springfield campuses and operates a quality assurance program at its Chicago campus. As such, the financial aid system has been designed to place a hold flag on the student awards for all students selected by the central processor for verification at the Urbana and Springfield campuses and for students meeting the verification selection criteria established by the University at the Chicago campus. The hold flag prevents disbursement of financial aid awards until the flag is manually removed by a financial aid counselor upon completion of the verification procedures.

During our testwork over 50 students selected for verification (25 from Urbana and 25 from Chicago), we noted the Institutional Student Information Record (ISIR) for one Chicago student reported untaxed income that was not verified by the University. Specifically, the ISIR reported untaxed income of \$43,455 which if excluded would have reduced the student's expected family contribution by \$10,548.

During the year ended June 30, 2010, there were 9,235 students subject to verification procedures at all three of the University's campuses.

STATE OF ILLINOIS
UNIVERSITY OF ILLINOIS

Schedule of Findings and Questioned Costs

Year ended June 30, 2010

Current Findings – *Federal Compliance*

An institution shall require each applicant whose application is selected to verify items specified in 34 CFR section 668.56. The institution shall also require applicants to verify any information used to calculate expected family contribution (EFC) it has reason to believe is inaccurate.

OMB Circular A-110, *Uniform Administrative Requirements for Grant and Agreements with Institutions of Higher Education, Hospitals, and Other Non-Profit Organizations*, requires nonfederal entities receiving federal awards establish and maintain internal control designed to reasonably ensure compliance with federal laws, regulations, and program compliance requirements. Effective internal controls should include establishing procedures to ensure required documentation used to verify student information is obtained and evaluated prior to disbursement of Title IV funds. Additionally, corrections should be made as required by federal regulations and documentation of the performance of verification procedures should be maintained in the student's financial aid file.

In discussing these conditions with University officials, they stated the cause was human error.

Failure to properly perform verification procedures in accordance with federal regulations may result in students receiving awards for which they are not eligible which would result in unallowable costs or may result in students not receiving awards that they may be entitled to receive. (Finding Code 10-28, 09-25)

Recommendation:

We recommend the University implement additional procedures to ensure adequate supporting documentation is obtained and evaluated by financial aid counselors prior to disbursing federal funds to students selected for verification.

University Response:

Accepted. The student's FAFSA has been corrected. However, as the student was a Professional student their award did not change as a result of the FAFSA being updated.

**STATE OF ILLINOIS
UNIVERSITY OF ILLINOIS**

Schedule of Findings and Questioned Costs

Year ended June 30, 2010

Current Findings – *Federal Compliance*

Federal Agency: US Department of Education (USDE)

Program Name: Student Financial Assistance Cluster

CFDA # and Program Expenditures: 84.007/84.033/84.038/84.063/84.268/84.375/
84.376/84.379/93.264/93.342/93.364/93.925 (\$575,250,641)

Award Numbers: P268K100118/P268K100119/P268K103182 (84.268)

Questioned Costs: None

Finding 10-29 *Inaccurate and Untimely Reporting of Student Status Changes*

The University did not submit changes in the enrollment status of borrowers under the Federal Direct Loan (Direct Loan) program within required timeframes.

The University is required to report changes in a student's enrollment status to the National Student Loan Data System (NSLDS) on a periodic basis to ensure student borrowers of the Direct Loan programs begin repaying their federal loans in a timely manner. During our testwork over 65 borrowers (25 from the Urbana campus, 25 from the Chicago campus, and 15 from the Springfield campus) under the Direct Loan program that graduated, withdrew, or dropped out during the fiscal year, we noted the following:

- Six status changes for withdrawn students at the Urbana campus were inaccurately reported to National Student Loan Data System (NSLDS) as full-time (F), half-time (H), or less than half-time (H) status rather than as withdrawn (W) status. Upon further review, we noted these items relate to students who have dropped out and it is the Urbana campus' practice to report unofficial withdrawals (students who drop out) in the first reporting period in the following semester after they confirm the student does not enroll.
- Four status changes for withdrawn students at the Chicago campus were inaccurately reported to NSLDS as full-time (F), half-time (H), or less than half-time (H) status rather than as withdrawn (W) status. Upon further review, we noted these items were an oversight by the University.
- Two status changes for withdrawn students at the Chicago campus were never reported to NSLDS. Upon further review, we noted these status changes were not reported due to the fact the Registrar's Office did not have social security numbers on file for these students and did not obtain them from the Financial Aid Office.
- Two status change for withdrawn students at the Springfield campus were inaccurately reported to NSLDS as full-time (F), half-time (H), or less than half-time (H) status rather than as withdrawn (W) status. Upon further review, we noted these items pertain to students who withdrew or dropped out in the Spring and Summer semesters and it is the Springfield campus' policy to report withdrawals in the first reporting period in the following semester after they confirm the student does not enroll.
- One status change for a withdrawn student at the Springfield campus was never reported to NSLDS. Upon further review, we noted this status change was not reported due to the fact the student transferred to the University and withdrew from the University in the same semester; however, reporting was required since the student received a disbursement of loan funds while enrolled at the University.

**STATE OF ILLINOIS
UNIVERSITY OF ILLINOIS**

Schedule of Findings and Questioned Costs

Year ended June 30, 2010

Current Findings – *Federal Compliance*

- Two status changes for withdrawn students were not reported to NSLDS within the required timeframes. Delays in reporting these status changes were 61 and 129 days.

The University disbursed loans totaling \$448,883,775 to borrowers (\$219,488,272 at the Urbana campus, \$207,873,050 at the Chicago campus, and \$21,522,453 at the Springfield campus) under the Direct Loan program during the year ended June 30, 2010.

According to 34 CFR 685.309, the University is required to notify the NSLDS of changes in a student borrower's status within 30 days of discovering the change, unless the University expects to complete its next Roster File within 60 days. In addition, OMB Circular A-110, *Uniform Administrative Requirements for Grant and Agreements with Institutions of Higher Education, Hospitals, and Other Non-Profit Organizations*, requires nonfederal entities receiving federal awards establish and maintain internal control designed to reasonably ensure compliance with federal laws, regulations, and program compliance requirements. Effective internal controls should include procedures to ensure student status changes are accurately reported in a timely manner.

In discussing these conditions with University officials, they stated the Office of Records and Registration reports enrollment status information for the campus. During fiscal year 2010, University policy did not allow administrative withdrawals without student's request.

Failure to accurately report student status changes to NSLDS in a timely manner may result in Direct Loan borrowers not entering repayment status at the appropriate time. (Finding Code 10-29, 09-27)

Recommendation:

We recommend the University implement procedures to ensure submissions to NSLDS are accurately reported within the required timeframe for all Direct Loan borrowers.

University Response:

UIUC Response

Accepted. After being notified in Spring 2010 that this was a FY09 audit finding, the Urbana campus updated procedures to ensure all changes of enrollment are reported to NSLDS within the required timeframe. Students identified in this year's finding withdrew in Fall 2009 before the Urbana campus was made aware of the FY09 audit finding.

UIC Response

Accepted.

UIS Response

Accepted. The Offices of the Registrar reports enrollment status information to the National Student Clearinghouse based upon the official University records and their student transcripts. University policy does not

**STATE OF ILLINOIS
UNIVERSITY OF ILLINOIS**

Schedule of Findings and Questioned Costs

Year ended June 30, 2010

Current Findings – *Federal Compliance*

allow administrative withdrawals without student request. This same data is then moved by the National Student Clearinghouse to NSLDS. The students in question were students determined to be “unofficial withdrawals”.

We have had procedures already established to identify students who had “unofficially withdrawn” and have now updated those procedures to directly submit the unofficial withdrawal dates to NSLDS. The reporting of unofficial withdrawal dates to NSLDS began at the end of Summer Semester 2010 for the Springfield campus.

**STATE OF ILLINOIS
UNIVERSITY OF ILLINOIS**

Schedule of Findings and Questioned Costs

Year ended June 30, 2010

Current Findings – *Federal Compliance*

Federal Agency: US Department of Education (USDE)
US Department of Health and Human Services (USDHHS)

Program Name: Student Financial Assistance Cluster

CFDA # and Program Expenditures: 84.007/84.033/84.038/84.063/84.268/84.375/
84.376/84.379/93.264/93.342/93.364/93.925 (\$575,250,641)

Award Numbers: P007A091306/P007A081306/P379T090119/P063P090118/P063P080118/
P268K100118/P268K100119/P268K103182/P375090118/P375A080118/
P375A07118/P376S090118/P376S080118/P379T103182/P379T100118/
P379T090118/T08HP13322-01-01/T08HP13156-01-00 (84.007/84.033/
84.038/84.063/84.268/84.375/84.376/84.379/93.264/93.342/93.364/93.925)

Questioned Costs: None

Finding 10-30 *Failure to Obtain Written Agreements with Third Party Institutions*

The University did not obtain written agreements for all third party institutions as required by federal regulations.

The University has several arrangements whereby portions of the University's academic programs are provided by other institutions of higher education. Such arrangements primarily consist of foreign exchange programs operated by the University. During our testwork over 51 students (25 from Urbana, 25 from Chicago, and one from Springfield) participating in study abroad programs, we noted written agreements were not available for five institutions attended by students from the Urbana campus.

According to Volume 2 Chapter 7 of the 2009-2010 Federal Student Aid Handbook, a study abroad program must be part of a written contractual or consortium agreement between two or more schools. In addition, OMB Circular A-110, *Uniform Administrative Requirements for Grant and Agreements with Institutions of Higher Education, Hospitals, and Other Non-Profit Organizations*, requires nonfederal entities receiving federal awards establish and maintain internal control designed to reasonably ensure compliance with federal laws, regulations, and program compliance requirements. Effective internal controls should include ensuring written agreements are obtained when required.

In discussing these conditions with University officials, they stated the University interpreted the federal codes as not requiring written agreements with third party institutions when financial aid is disbursed directly to a student who remains fully enrolled at the University for resident credit toward graduation, and who participates on a university sponsored study abroad program. The University does not disburse any federal financial aid funds to host institutions.

Failure to obtain required written agreements with all third party institutions with which the University offers educational programs may result in student financial aid recipients participating in programs with ineligible institutions. (Finding Code 10-30, 09-28)

**STATE OF ILLINOIS
UNIVERSITY OF ILLINOIS**

Schedule of Findings and Questioned Costs

Year ended June 30, 2010

Current Findings – *Federal Compliance*

Recommendation:

We recommend the University verify written agreements are in place for all third party institutions as required by federal regulations.

University Response:

Accepted. The Urbana campus is implementing procedures to ensure that written agreements are in place for all third party institutions.

**STATE OF ILLINOIS
UNIVERSITY OF ILLINOIS**

Schedule of Findings and Questioned Costs

Year ended June 30, 2010

Current Findings – *Federal Compliance*

Federal Agency: US Department of Agriculture (USDA)
US Department of Defense (USDOD)
US Department of Housing and Urban Development (USHUD)
US Department of Commerce (USDOC)
US Department of the Interior (USDOI)
US Department of Justice (USDOJ)
US Department of Transportation (USDOT)
US Library of Congress (USLOC)
National Aeronautics and Space Administration (NASA)
US Department of Veterans Affairs (USDVA)
National Science Foundation (NSF)
US Environmental Protection Agency (USEPA)
US Department of Energy (USDOE)
US Department of Education (USDE)
US Department of Health and Human Services (USDHHS)
Corporation for National and Community Service (CNCS)
US Social Security Administration (USSSA)
US Department of Homeland Security (USDHS)
US Agency for International Development (USAID)

Program Name: Research and Development Cluster
Cooperative Extension Services
Supplemental Nutrition Assistance Program (SNAP)
Education and Human Resources
National Resource Centers Program for Foreign Language and Area Studies or Foreign
Language and International Studies Program and Foreign Language and Area Studies
Fellowship Program (Foreign Language)
AIDS Education and Training Centers (AIDS)
Child Care and Development Fund
Maternal and Child Health Services Block Grant to the States (MCH Block Grant)
Homeland Security

CFDA # and Program Expenditures: Various (\$541,078,403)
10.500 (\$10,785,671)
10.551/10.561 (\$8,128,913)
47.076 (\$3,481,938)
93.145 (\$2,751,490)
93.575/93.596/93.713 (\$6,409,793)
93.994 (\$7,004,055)
97.076 (\$3,328,774)

Award Numbers: Various (R&D)

STATE OF ILLINOIS
UNIVERSITY OF ILLINOIS

Schedule of Findings and Questioned Costs

Year ended June 30, 2010

Current Findings – *Federal Compliance*

2008-41210-04821/2008-41530-19430/2008-48677-04871/2009-38857-19609/2009-41534-05441/2008-48679-01300/2009-48697-06083/2009-48701-06090/2009-41530-05950/S10179/2010-03321/S09148/ H408906008/00078140/8000026125-AG/08-HHP-374648-0008/H408904313/25-6365-0023-110/615421B/Q4098043401/25-6324-0081-316/25-6324-0081-02/S08030/S08064 (10.500)
81X6287000 (10.551/10.561)
0850213/0549245/0535864/08-31820/08-30884/08-17185/07-37002/06-22573/07-15088/03-38215/0904024/53327/53636/0413000/Y410676/0702872 (47.076)
P015A060091/P015A060066/P015B060066/P015A060013/P015A060115/P015A060171/P015A060041/P015A060136/P015B060041/P015B060013/P015B060136/P015B060115/P015B060171/P015B060091/P015A030141/P015B030141 (84.015)
6H4AHA00062-08-01/HF4ETH08PPTRJASW00/H-F4TAN-08-P-PTR-GLDS (93.145)
81X6522000 (93.575/93.596/93.713)
03789004/93789004/83789004/L11G6788000/11G6518000/11G6788000/11G6517000/K11G6517120 (93.994)
2009-05954/09RICP2010-02975/09 IFSI DTT/IFSI 2009-00904/08RICP 2009-01112/ 2008-04892/07RICP 2008-02750/ ITTF FFY 2007 (97.067)

Questioned Costs: None

Finding 10-31 *Inadequate Controls Over Federal Expenditures Paid with Procurement Cards*

The University has not established adequate internal controls over federal expenditures made with procurement cards.

The University operates a procurement card program which allows individuals throughout the University to make smaller purchases (defined as less than \$4,999) on a credit card which is directly reimbursed by the University on a monthly basis. The University's policies require individuals assigned a procurement card to sign an agreement stipulating they will use the card in accordance with University policy. This agreement is also required to be authorized by the individual's supervisor or the department head. The University's policies require transactions incurred on the procurement card to be approved in the University's procurement card system by the individual cardholder and an assigned reviewer. Although the University has established policies and procedures for issuing procurement cards, incurring and paying for expenditures with procurement cards, and reviewing and approving of procurement card transactions, we noted these policies and procedures were not properly designed to prevent erroneous charges from being paid by the University and were not followed consistently by University personnel.

Specifically, we noted the procurement card system is configured to automatically record transactions in the general ledger to pre-assigned accounts, including federally funded accounts (auto-reconciled) if the cardholder and/or assigned reviewer have not approved the respective transactions within seven days. The configuration of the system is inconsistent with the University policy that requires both the cardholder and reviewer to approve all procurement card transactions. We noted there are 529 federally funded accounts which have been established as

**STATE OF ILLINOIS
UNIVERSITY OF ILLINOIS**

Schedule of Findings and Questioned Costs

Year ended June 30, 2010

Current Findings – *Federal Compliance*

default accounts for procurement cards. The federal expenditures paid with procurement cards for these default accounts were \$3,675,696 during the year ended June 30, 2010.

OMB Circular A-110, *Uniform Administrative Requirements for Grant and Agreements with Institutions of Higher Education, Hospitals, and Other Non-Profit Organizations*, requires nonfederal entities receiving federal awards establish and maintain internal control designed to reasonably ensure compliance with federal laws, regulations, and program compliance requirements. Effective internal controls should include procedures to ensure procurement card transactions are appropriately reviewed and approved to avoid erroneous or duplicate transactions from being paid and recorded.

In discussing these conditions with University officials, they stated that best business practice would be to not allow a grant fund to be the default fund for P-Card transactions.

Failure to properly review and approve procurement card transactions could result in unallowable costs being charged to the University's federal programs. (Finding Code 10-31, 09-31)

Recommendation:

We recommend the University revise the system configuration to eliminate the auto reconciliation of procurement cards to federally funded accounts.

University Response:

Accepted. The University notes there were no exceptions found with transactions charged to grant funds used as the default for Procurement Cards; however, the University agrees best business practice would be to not allow grant funds to be established as the default fund for these cards except for specific, pre-approved exceptions.

The auto reconciliation feature of the procurement card system was inactivated in July 2010.

STATE OF ILLINOIS
UNIVERSITY OF ILLINOIS

Schedule of Findings and Questioned Costs

Year ended June 30, 2010

Current Findings – *Federal Compliance*

Federal Agency: US Department of Agriculture (USDA)
US Department of Defense (USDOD)
US Department of Housing and Urban Development (USHUD)
US Department of Commerce (USDOC)
US Department of the Interior (USDOI)
US Department of Justice (USDOJ)
US Department of Transportation (USDOT)
US Library of Congress (USLOC)
National Aeronautics and Space Administration (NASA)
US Department of Veterans Affairs (USDVA)
National Science Foundation (NSF)
US Environmental Protection Agency (USEPA)
US Department of Energy (USDOE)
US Department of Education (USDE)
US Department of Health and Human Services (USDHHS)
Corporation for National and Community Service (CNCS)
US Social Security Administration (USSSA)
US Department of Homeland Security (USDHS)
US Agency for International Development (USAID)

Program Name: Research and Development Cluster
Supplemental Nutrition Assistance Program
Maternal and Child Health Services Block Grant to the States

CFDA # and Program Expenditures: Various (\$541,078,403)
10.551/10.561 (\$8,128,913)
93.994 (\$7,004,055)

Award Numbers: Various (R&D)
2008-41210-04821/2008-41530-19430/2008-48677-04871/2009-38857-19609/2009-41534-05441/2008-48679-01300/2009-48697-06083/2009-48701-06090/2009-41530-05950/S10179/2010-03321/S09148/H408906008/00078140/8000026125-AG/08-HHP-374648-0008/H408904313/25-6365-0023-110/615421B/Q4098043401/25-6324-0081-316/25-6324-0081-02/S08030/S08064 (10.500)

Questioned Costs: None

Finding 10-32 *Untimely Submission of Financial Reports*

The University does not have a process in place to ensure financial reports are prepared and submitted within required timeframes.

STATE OF ILLINOIS
UNIVERSITY OF ILLINOIS

Schedule of Findings and Questioned Costs

Year ended June 30, 2010

Current Findings – *Federal Compliance*

The University is required to prepare various periodic financial reports relative to awards under the Research and Development Cluster. These reports are required to be prepared at various timeframes based upon the terms and conditions of the awards. The University is also required to prepare quarterly financial reports for the Supplemental Nutrition Assistance Program (SNAP) and Maternal and Child Health Services Block Grant to the States (MCH Block Grant) program. During our testwork over the financial reports required to be submitted during fiscal year 2010, we noted the following:

- Two quarterly reports and three annual reports at the Urbana campus and one quarterly reports at the Chicago campus (out of 52 tested) related to the Research and Development Cluster were not submitted by the reporting deadline. Delays in the submission of these reports ranged from 5 to 57 days.
- Two reports at the Urbana campus (out of 2 tested) related to the Supplemental Nutrition Assistance Program were not submitted by the reporting deadline. Delays in the submission of these reports ranged from 9 to 10 days.
- One report at the Chicago campus (out of 2 tested) related to the Maternal and Child Health Services Block Grant to the States program was not submitted by the reporting deadline. The delay in the submission of this report was 9 days.

In addition, we noted the University does not have consistent procedures for tracking the due dates and submission of all federal reports. Currently, reporting responsibilities are assigned to different sections within the University's Grant and Contracts Offices based upon the federal awarding agency. The individuals within each reporting section have developed a variety of formal and informal methods for tracking and reporting requirements and deadlines. As a result, the University does not have the ability to monitor whether reports are prepared and submitted in a timely manner.

OMB Circular A-110, *Uniform Administrative Requirements for Grant and Agreements with Institutions of Higher Education, Hospitals, and Other Non-Profit Organizations* (OMB Circular A-110) and the grant agreements, contracts, and other award documents for the major programs identified above, require the University to prepare periodic financial reports. The instructions for the financial reports require quarterly and semi-annual reports to be submitted within 30 days of period end and annual reports to be submitted within 90 days of period end. Per Administrative Code Title 77 Part 630.20, billings for the Maternal and Child Health Services Block Grant to the States program must be submitted within 30 days after the end of the reporting period. Additionally, OMB Circular A-110 also requires nonfederal entities receiving federal awards establish and maintain internal control designed to reasonably ensure compliance with federal laws, regulations, and program compliance requirements. Effective internal controls should include procedures to ensure financial reports are submitted within required timeframes.

In discussing these conditions with University officials, they stated the Research and Development Cluster reports submitted late were a result of human error. The University does not consider the reports submitted for the Supplemental Nutrition Assistance Program and Maternal and Child Health Services Block Grant to the States program to be late because these reports are billing requests which the University believes it has discretion to submit after prescribed deadlines.

**STATE OF ILLINOIS
UNIVERSITY OF ILLINOIS**

Schedule of Findings and Questioned Costs

Year ended June 30, 2010

Current Findings – *Federal Compliance*

Failure to prepare reports in a timely manner inhibits the ability of the federal agencies and pass through entities to properly monitor and evaluate the performance of the programs. (Finding Code 10-32)

Recommendation:

We recommend the University implement procedures to ensure all financial reports are submitted within the established deadlines. We also recommend the University implement standardized procedures to monitor reporting requirements and submissions.

University Response:

Accepted. The University continues efforts to ensure reports are submitted on a timely basis. We agree that some reports were delayed in submission; however, not all reports cited above were submitted past the deadline and note the following:

Bullet 1

The two quarterly reports and three annual report at the Urbana campus were submitted late. Refresher training has been provided to emphasize the importance of timely submission of reports.

The original quarterly report at the Chicago campus was submitted using SF form 272 on April 26, 2010, prior to the April 30, 2010 report submission due date. The University was subsequently notified by the sponsor on May 13 that SF form 272 was no longer being accepted. The sponsor requested that the report be resubmitted using SF form 425 within 15 days of the notice. The University complied with this request and resubmitted the financial report using form SF 425 on May 19, within the allowed time frame for sponsor's request for resubmission. The University was compliant in meeting the financial reporting deadlines for both the original report submission and the resubmission as requested by the sponsor.

Bullet 2

The University does not agree that two reports at the Urbana campus related to the Supplemental Nutrition Assistance Program (SNAP) were submitted to the Illinois Department of Human Services (IDHS) past the reporting deadlines. The SNAP program does not have a 20-day reporting deadline (unlike the Emergency Food and Shelter, Tax Write-In and Supportive Housing providers). The SNAP program requires the submission of complex, specialized quarterly reports and the University works closely with IDHS on coordinating a timely submission of reports that meet the sponsor's needs and requirements. The University received written confirmation from IDHS that the 20-day report deadline the auditing firm applied in their test work is not applicable to the SNAP program. This written confirmation from IDHS supporting the reports were filed in a timely manner was provided to the auditing firm on January 18, 2011 during the University's review of the preliminary audit findings.

**STATE OF ILLINOIS
UNIVERSITY OF ILLINOIS**

Schedule of Findings and Questioned Costs

Year ended June 30, 2010

Current Findings – *Federal Compliance*

Bullet 3

The University will ensure that all financial reports for MCH will be submitted within the deadline.

STATE OF ILLINOIS
UNIVERSITY OF ILLINOIS

Schedule of Findings and Questioned Costs

Year ended June 30, 2010

Current Findings – *Federal Compliance*

Federal Agency: US Department of Health and Human Services (USDHHS)

Program Name: Temporary Assistance for Needy Families Cluster

CFDA # and Program Expenditures: 93.558 (\$5,924,398)

Award Numbers: 2010 81X6957000

Questioned Costs: None

Finding 10-33 *Inadequate Support for Cash Draw*

The University did not have accounting records to support reimbursement requests for the Temporary Assistance for Needy Families Cluster (TANF) program.

The University draws cash for administrative expenditures and scholarship expenditures related to the TANF program on the reimbursement basis. The University's procedures for calculating reimbursement based draws generally are based upon expenditures paid and reported in the general ledger. During our testwork over three cash draws performed by the Springfield campus for the TANF program, we noted the University requested reimbursement of amounts in excess of expenditures reported in the general ledger as follows:

- Administrative draws totaling \$29,082 were requested during the year ended June 30, 2010 while only \$1,900 of expenditures were reported in the accounting records as of that date. As a result, the University appeared to have been overdrawn by \$27,812 at year end.
- Scholarship draws totaling \$93,142 were requested through October 31, 2010 while only \$84,208 of scholarship expenditures were reported in the accounting records as of that date. As a result, the University appeared to have been overdrawn by \$8,935.

Upon further investigation of these differences, we noted there is a lag between the time expenditures are incurred and when they are reported in the general ledger due to the decentralized nature of the scholarship programs operations in the Financial Aid Offices.

OMB Circular A-110, *Uniform Administrative Requirements for Grant and Agreements with Institutions of Higher Education, Hospitals, and Other Non-Profit Organizations* (OMB Circular A-110), requires the University to minimize the time elapsing between the transfer of funds from the federal government and the payment of program expenditures. OMB Circular A-110 also requires nonfederal entities receiving federal awards establish and maintain internal control designed to reasonably ensure compliance with federal laws, regulations, and program compliance requirements. Effective internal controls should include procedures to ensure reimbursement requests are properly supported by the University's accounting records.

In discussing these conditions with University officials, they stated the Grants and Contracts Office relies on the Financial Aid Office to provide expenditure information for the administrative and scholarship expenditures. This information was provided either at the end of each semester or near the end of the fiscal year when they were sure the total amount billed was correct.

STATE OF ILLINOIS
UNIVERSITY OF ILLINOIS

Schedule of Findings and Questioned Costs

Year ended June 30, 2010

Current Findings – *Federal Compliance*

Drawing federal funds based upon information other than the University's official accounting records may result in funds being drawn in advance of the University's immediate cash needs. (Finding Code 10-33)

Recommendation:

We recommend the University implement procedures to ensure expenditures are recorded in the general ledger as they are incurred to ensure the reimbursement requests are adequately supported by the University's official accounting records.

University Response:

Accepted. The University agrees that two draws included reimbursements for administrative expenditures at the Springfield campus that were not supported by accounting records at the time of the draw. The University also agrees that one cash draw included reimbursement for scholarship expenditures at the Chicago campus that was not supported by accounting records at the time of the draw. The University will refine and document procedures to ensure expenditures are appropriately recorded in the accounting system before they are billed to the sponsor. The staff at the Springfield campus will be advised of the updated procedures.

STATE OF ILLINOIS
UNIVERSITY OF ILLINOIS

Schedule of Findings and Questioned Costs

Year ended June 30, 2010

Current Findings – *Federal Compliance*

- Federal Agency:** US Department of Agriculture (USDA)
US Department of Defense (USDOD)
US Department of Housing and Urban Development (USHUD)
US Department of Commerce (USDOC)
US Department of the Interior (USDOI)
US Department of Justice (USDOJ)
US Department of Transportation (USDOT)
US Library of Congress (USLOC)
National Aeronautics and Space Administration (NASA)
US Department of Veterans Affairs (USDVA)
National Science Foundation (NSF)
US Environmental Protection Agency (USEPA)
US Department of Energy (USDOE)
US Department of Education (USDE)
US Department of Health and Human Services (USDHHS)
Corporation for National and Community Service (CNCS)
US Social Security Administration (USSSA)
US Department of Homeland Security (USDHS)
US Agency for International Development (USAID)
- Program Name:** Research and Development Cluster
Cooperative Extension Services
Supplemental Nutrition Assistance Program (SNAP)
Education and Human Resources
National Resource Centers Program for Foreign Language and Area Studies or Foreign
Language and International Studies Program and Foreign Language and Area Studies
Fellowship Program (Foreign Language)
Student Financial Assistance Cluster
AIDS Education and Training Centers (AIDS)
Child Care and Development Fund
Maternal and Child Health Services Block Grant to the States (MCH Block Grant)
Homeland Security Cluster
- CFDA # and Program Expenditures:** Various (\$541,078,403)
10.500 (\$10,778,671)
10.551/10.561 (\$8,128,913)
47.076 (\$3,481,938)
84.007/84.033/84.038/84.063/84.268/84.375/
84.376/84.379/93.264/93.342/93.364/93.925 (\$575,250,641)
84.015 (\$3,542,579)
93.145 (\$2,751,490)
93.575/93.596/93.713 (\$6,049,793)
93.994 (\$7,004,055)

**STATE OF ILLINOIS
UNIVERSITY OF ILLINOIS**

Schedule of Findings and Questioned Costs

Year ended June 30, 2010

Current Findings – *Federal Compliance*

97.067 (\$3,328,774)

Award Numbers: Various (R&D)

2008-41210-04821/2008-41530-19430/2008-48677-04871/2009-38857-19609/2009-41534-05441/2008-48679-01300/2009-48697-06083/2009-48701-06090/2009-41530-05950/S10179/2010-03321/S09148/H408906008/00078140/8000026125-AG/08-HHP-374648-0008/H408904313/25-6365-0023-110/615421B/Q4098043401/25-6324-0081-316/25-6324-0081-02/S08030/S08064 (10.500)
81X6287000 (10.551/10.561)
0850213/0549245/0535864/08-31820/08-30884/08-17185/07-37002/06-22573/07-15088/03-38215/0904024/53327/53636/0413000/Y410676/0702872 (47.076)
P007A091306/P007A081306/P379T090119/P063P090118/P063P080118/P375A090118/P375A080118/P375A07118/P376S090118/P376S080118/P379T103182/P379T100118/P379T090118/T08HP13322-01-01/T08HP13156-01-00 (84.007/84.033/84.038/84.063/84.268/84.375/84.376/84.379/93.264/93.342/93.364/93.92)
P015A060091/P015A060066/P015B060066/P015A060013/P015A060115/P015A060171/P015A060041/P015A060136/P015B060041/P015B060013/P015B060136/P015B060115/P015B060171/P015B060091/P015A030141/P015B030141 (84.015)
6H4AHA00062-08-01/HF4ETH08PPTRJASW00/H-F4TAN-08-P-PTR-GLDS (93.145)
81X6522000 (93.575/93.596/93.713)
2010 81X6957000 (93.558)
03789004/93789004/83789004/L11G6788000/11G6518000/11G6788000/11G6517000/K11G6517120 (93.994)
2009-05954/09RICP2010-02975/09 IFSI DTT/IFSI 2009-00904/08RICP 2009-01112/ 2008-04892/07RICP 2008-02750/ ITTF FFY 2007 (97.067)

Questioned Costs: None

Finding 10-34 *Inadequate Cash Draw and Reimbursement Request Controls*

There is no documentation to substantiate that a formal review and approval of cash draw and reimbursement request calculations are performed.

The University uses several different methods to calculate the amount for its cash draws and reimbursement requests based upon the specific funding methods permissible under each of its federal programs. The cash draw and reimbursement request calculations for each program are prepared by staff in the Grants and Contracts Office based upon queries of expenditure information reported in the University's general ledger; however, there was no documented supervisory review of the cash draw and reimbursement request calculations prior to University personnel requesting cash from the federal government.

OMB Circular A-110, *Uniform Administrative Requirements for Grant and Agreements with Institutions of Higher Education, Hospitals, and Other Non-Profit Organizations* (OMB Circular A-110) requires nonfederal entities receiving federal awards establish and maintain internal control designed to reasonably ensure

STATE OF ILLINOIS
UNIVERSITY OF ILLINOIS

Schedule of Findings and Questioned Costs

Year ended June 30, 2010

Current Findings – *Federal Compliance*

compliance with federal laws, regulations, and program compliance requirements. Effective internal controls should include a supervisory review of all cash draw and reimbursement request calculations prior to requesting funds from a federal agency.

In discussing these conditions with University officials, they stated there are adequate controls in place for all letter of credit cash draws and reimbursement method billings.

Failure to perform supervisory reviews of cash draw and reimbursement request calculations may result in unapproved and inaccurate cash draw and reimbursement request calculations leading to noncompliance with cash management regulations. (Finding Code 10-34, 09-33)

Recommendation:

We recommend the University implement procedures to ensure cash draw and reimbursement request calculations are reviewed and approved prior to requesting funds from the federal government.

University Response:

Not Accepted. This is a repeat finding from FY09. The Department of Health and Human Services (HHS) in coordination with the Department of Education and the National Science Foundation, issued on February 14, 2011, a Management Decision Letter (MDL). According to the MDL, “The audit finding is not sustained based on our review...”

The University subsequently received a letter on March 10, 2011, from HHS that states “The purpose of this communication is not to reverse our decision(s) but to clarify the nature of the finding and the direction that the University needs to take in correction of the issue(s)”. The University will seek further guidance from HHS.

Auditors’ Comment:

We believe effective internal control should include a documented review and approval of cash draw calculations and we were unable to obtain evidence that the information included on the shared drive had been reviewed and approved by an individual other than the preparer.

**STATE OF ILLINOIS
UNIVERSITY OF ILLINOIS**

Schedule of Findings and Questioned Costs

Year ended June 30, 2010

Current Findings – *State Compliance*

Finding 10-35 – Contracts and Real Estate Leases Not Properly Executed

The University has not established adequate internal controls over contracts and leases to ensure they contain all necessary provisions, are properly executed prior to performance, and are filed with the State of Illinois, Office of the Comptroller on a timely basis.

During our review of 60 contracts executed during the year ended June 30, 2010, we noted the following:

- 56 contracts did not contain the signature of the employee signing on behalf of the University Comptroller.
- 15 contracts were executed subsequent to performance of the contract. The contract execution dates ranged from one day to 717 days after the beginning of the contract start date.
- Two contracts were not published in the Illinois Procurement Bulletin.
- 23 contracts did not include the federal identification number for the vendor.
- Two contracts did not include any of the required certifications.
- Two contracts did not include the Illinois Use Tax Certification.
- One contract did not include the State Board of Elections Certification.
- One contract did not include the Access and Right to Audit Certification.
- Twelve contracts were not filed timely with the Office of the Comptroller. The late filings ranged from one day to 60 days late.

During our review of 25 real estate leases executed during the year ended June 30, 2010, we noted the following:

- 12 leases were executed after the lease term began. The lease execution dates ranged from seven days to 205 days after the beginning of the lease term.
- 12 leases did not include the federal identification number for the lessor.
- One lease did not include the Environmental Protection Act Clause certification.
- One lease did not include a completed, signed and notarized Real Estate Disclosure form, executed prior to the lease execution date.
- Six leases did not include the Drug Free Workplace Certification.
- One real estate lease was not filed timely with the Office of the Comptroller. The late filing was 16 days late.

The Illinois Procurement Code (30 ILCS 500 et seq.) and Statewide Accounting Management System (Procedures 15.20 et seq. and 15.10.40) requires contracts and real estate leases to contain certain signatures, clauses, and certifications and also require State agencies to file contracts for professional and artistic services exceeding \$5,000 and all other contracts and leases exceeding \$10,000 with the State Comptroller within 15 calendar days after execution. In addition, the University of Illinois Business and Financial Policies and Procedures (Section 2.3) and good business practices require all contracts and leases to be fully executed prior to the beginning of the lease term or the commencement of services. Additionally, the Fiscal Control and Internal Auditing Act (30 ILCS 10/3001), requires the University to establish and maintain a system, or systems, of

STATE OF ILLINOIS
UNIVERSITY OF ILLINOIS

Schedule of Findings and Questioned Costs

Year ended June 30, 2010

Current Findings – *State Compliance*

internal fiscal and administrative controls, which shall provide assurance that: (1) resources are utilized efficiently, effectively, and in compliance with applicable law; (2) obligations and costs are in compliance with applicable law; (3) funds, property, and other assets and resources are safeguarded against waste, loss, unauthorized use, and misappropriation; (4) revenues, expenditures, and transfers of assets, resources, or funds applicable to operations are properly recorded and accounted for to permit the preparation of accounts and reliable financial and statistical reports and to maintain accountability over the State's resources; and (5) funds held outside the State Treasury are managed, used, and obtained in strict accordance with the terms of their enabling authorities and that no unauthorized funds exist. The University's system of internal controls should include procedures to ensure contracts and leases contain all necessary provisions and are properly executed prior to the performance.

In discussing these conditions with University officials, they stated exceptions can be attributed to changes in requirements for documents, human error, and documents not being received in the Contract Records Office in a timely manner.

Failure to fully execute a contract or real estate lease prior to the commencement of services or lease term leaves the University vulnerable to unnecessary liabilities and potential legal issues. In addition, failure to include all appropriate signatures, clauses, and certifications in contracts and leases or file contracts and real estate leases with the Office of the Comptroller on a timely basis results in not compliance with State statutes and regulations. (Finding Code 10-35, 09-35, 08-09, 07-10, 06-07, 05-05, 04-05, 03-06)

Recommendation

We recommend that the University establish appropriate procedures to ensure all contracts and leases are completed, approved, and executed prior to the start of the services and lease term. Further, the University should review procedures to ensure all appropriate signatures, clauses, and certifications are obtained prior to execution for all contracts and lease agreements and all applicable contracts and real estate leases are filed with the Office of the Comptroller in accordance with State statutes and related guidelines.

University Response

Accepted. The University will continue to examine and improve procedures to ensure contracts and leases are properly approved and executed prior to the start of the services and lease terms, that appropriate clauses and certifications are obtained in advance of execution, and that all applicable contracts and real estate leases are filed with the Office of the Comptroller per State statutes and related guidelines.

STATE OF ILLINOIS
UNIVERSITY OF ILLINOIS

Schedule of Findings and Questioned Costs

Year ended June 30, 2010

Current Findings – *State Compliance*

Finding 10-36 – Inadequate Controls over Patient Billing System

(This finding was previously reported in the University of Illinois Health Services Facilities System *Government Auditing Standards* report released on January 12, 2011)

The University has not established adequate internal controls over access to the patient billing system used in its financial reporting process.

The University uses a subsidiary system to record and bill patient care transactions at the Medical Center. Information generated from the patient billing system is used to record patient accounts receivable and the related revenue in the general ledger and to estimate the allowance for doubtful patient accounts receivable. Patient health information is also captured in the system.

During our audit, we noted access is granted to users of the patient billing system based upon the written approval of the individual's supervisor. The supervisor is responsible for verifying that the access granted is appropriate based upon the employee's job responsibilities when the access is initially granted; however, procedures have not been developed to monitor access for approximately 350 users on a continuing basis. In addition, we noted the following deficiencies related to user access rights to the patient billing system:

- There is one new user (out of a total of 15 new users) whose access to the patient billing system was not properly authorized.
- There are three users (out of a total of 24 users) with access to post charges to patient accounts whose access rights were not appropriate based upon review of each user's job functions.

The Fiscal Control and Internal Auditing Act (30 ILCS 10/3001), requires the University to establish and maintain a system, or systems, of internal fiscal and administrative controls, which shall provide assurance that: (1) resources are utilized efficiently, effectively, and in compliance with applicable law; (2) obligations and costs are in compliance with applicable law; (3) funds, property, and other assets and resources are safeguarded against waste, loss, unauthorized use, and misappropriation; (4) revenues, expenditures, and transfers of assets, resources, or funds applicable to operations are properly recorded and accounted for to permit the preparation of accounts and reliable financial and statistical reports and to maintain accountability over the State's resources; and (5) funds held outside the State Treasury are managed, used, and obtained in strict accordance with the terms of their enabling authorities and that no unauthorized funds exist. The University's system of internal controls should include procedures to monitor the appropriateness of access levels on a continuing basis. In addition, generally accepted information technology guidance endorses the development of well-designed and well-managed controls to protect computer systems and data. Effective computer security controls provide for safeguarding, securing, and controlling access to systems, properly segregating incompatible duties, protecting against misappropriation, and properly effecting and documenting changes made to information systems.

In discussing these conditions with University personnel, they stated that a new policy and procedure was developed for conducting formal reviews of user access to the HealthQuest system on an annual basis. This new policy and procedure was instituted in May 2010, soon after the completion of the fiscal 2009 audit. However, the initial annual review under the new policy did not commence until July 2010 (early fiscal year 2011). The

**STATE OF ILLINOIS
UNIVERSITY OF ILLINOIS**

Schedule of Findings and Questioned Costs

Year ended June 30, 2010

Current Findings – *State Compliance*

timing of this initial review contributed to the Medical Center not identifying these exceptions within fiscal year 2010.

Failure to properly monitor user access rights may result in unauthorized, erroneous, or fraudulent transactions being recorded in the patient billing system. (Finding Code 10-36, 09-38)

Recommendation

We recommend the University implement procedures to perform formal reviews of user access rights on a periodic basis to help ensure that the access rights granted to each user are appropriate based on their current job responsibilities and that the planned level of segregation of duties is achieved on a continuing basis.

University Response

Accepted. The Medical Center will complete the necessary corrective action to address the recommendation in this finding.

**STATE OF ILLINOIS
UNIVERSITY OF ILLINOIS**

Schedule of Findings and Questioned Costs

Year ended June 30, 2010

Current Findings – *State Compliance*

Finding 10-37 – Failure to Follow Time Reporting Requirements

The University does not require all employees to submit time sheets as required by the State Officials and Employees Ethics Act.

During our testing of payroll, we selected 60 employees across all three campuses and noted that 53 employees did not file timesheets as required by the State Officials and Employees Ethics Act. Of these 53 employees, 20 began filing timesheets in September 2009, 25 began filing timesheets in January 2010, and eight did not file any timesheets. Based upon inquiry of University management, employees classified as board members and faculty continue to generally track their time using a “negative” timekeeping system whereby the employee is assumed to be working unless noted otherwise.

The State Officials and Employees Ethics Act (the Act) (5 ILCS 430/1-5) defines “State agency” to include “public institutions of higher learning...” and defines “State employee” to be “any employee of a State agency.” The Act required the Illinois Board of Higher Education (IBHE), with respect to State employees of public universities, to adopt and implement personnel policies. The Act (5 ILCS 430/5-5(c)) also states, “The policies shall require State employees to periodically submit time sheets documenting the time spent each day on official State business to the nearest quarter hour; contractual State employees may satisfy the time sheets requirement by complying with the terms of their contract, which shall provide for a means of compliance with this requirement.” The IBHE adopted personnel policies for public universities on February 3, 2004 in accordance with the Act. The University has not incorporated these policies into the University’s policies.

In discussing these conditions with University officials, they stated the implementation of the system for positive time reporting for University Academic Professionals and Exempt Civil Service staff began September 2009 (for UIUC and UIS) and continued to be rolled out through January 2010 (for UIC). All Non-Exempt Civil Service throughout the University have been reporting time in accordance with the State University Civil Service System and all faculty report time not worked.

Failure to follow the time reporting requirements of the Act results in noncompliance with State statute. (Finding Code 10-37, 09-40, 08-11, 07-11, 06-06, 05-06)

Recommendation

We recommend the University implement procedures to ensure all employees submit time sheets as required by the Act.

University Response

Accepted. The University will continue to implement the plan initiated in November 2008 to ensure compliance across all three campuses.

STATE OF ILLINOIS
UNIVERSITY OF ILLINOIS

Schedule of Findings and Questioned Costs

Year ended June 30, 2010

Current Findings – *State Compliance*

Finding 10-38 – Inaccurate Inventory Records

The University does not have an adequate process to measure inventory balances as of fiscal year-end (i.e. balance sheet date).

The University performs annual physical inventory counts for large balances of goods and supplies held on hand, such as University bookstore books and merchandise, hospital supplies, medical center pharmaceuticals, and general office supplies. The results of these physical inventory counts are used to record inventory balances so that amounts reported at year-end are based on actual quantities on hand as of the balance sheet date. During our testwork over physical inventory counts at the Materials Management department of the University of Illinois Hospital, we selected a sample of 80 inventory items (totaling \$305,276) that were counted at year-end and performed test counts. During that testwork, we noted the following:

- Eight items (totaling \$18,142) did not agree with the department's inventory records resulting in understatements totaling \$5,939.
- Three items (totaling \$3,323) did not agree with the department's inventory records resulting in overstatements totaling \$7,620.

Inventory balances of goods and supplies held on hand by the Materials Management department of the University of Illinois Hospital totaled \$2,485,000 as of the year ended June 30, 2010.

The Fiscal Control and Internal Auditing Act (30 ILCS 10/3001), requires the University to establish and maintain a system or systems of internal fiscal and administrative controls, which shall provide assurance that revenues, expenditures, and transfers of assets, resources, or funds applicable to operations are properly recorded and accounted for to permit the preparation of accounts and reliable financial and statistical reports and to maintain accountability over the State's resources. Effective internal controls should include a process of performing accurate physical inventory counts so that amounts reported at year-end are based on actual quantities on hand as of the balance sheet date.

In discussing these conditions with University officials, they stated the differences were due to data entry errors.

Failure to perform accurate physical inventory counts of actual on quantities on hand at year-end results in inventory balances being inaccurately reported in the University's financial statements at year-end. (Finding Code 10-38)

Recommendation

We recommend the University review its process for performing physical inventory counts and consider any changes necessary to ensure physical inventory counts are accurate and amounts reported at year-end are based on actual quantities on hand as of the balance sheet date.

**STATE OF ILLINOIS
UNIVERSITY OF ILLINOIS**

Schedule of Findings and Questioned Costs

Year ended June 30, 2010

Current Findings – *State Compliance*

University Response

Accepted. The University of Illinois Hospital will revise procedures to address the recommendation in this finding.

STATE OF ILLINOIS
UNIVERSITY OF ILLINOIS

Schedule of Findings and Questioned Costs

Year ended June 30, 2010

Current Findings – *State Compliance*

Finding 10-39 – Untimely Bank Account Reconciliation Supervisory Reviews

The University did not perform supervisory reviews over bank account reconciliations in a timely manner during the fiscal year.

During our testwork, we noted a supervisory review was not performed over the December 2009 bank account reconciliations prepared for 13 nonoperating departmental bank accounts until June 2010. Upon further review, we noted the bank reconciliations for these accounts were also not reviewed by a supervisor until June 2010 for the months of January, February, March, and April 2010.

The Fiscal Control and Internal Auditing Act (30 ILCS 10/3001), requires the University to establish and maintain a system, or systems, of internal fiscal and administrative controls, which shall provide assurance that: (1) resources are utilized efficiently, effectively, and in compliance with applicable law; (2) obligations and costs are in compliance with applicable law; (3) funds, property, and other assets and resources are safeguarded against waste, loss, unauthorized use, and misappropriation; (4) revenues, expenditures, and transfers of assets, resources, or funds applicable to operations are properly recorded and accounted for to permit the preparation of accounts and reliable financial and statistical reports and to maintain accountability over the State's resources; and (5) funds held outside the State Treasury are managed, used, and obtained in strict accordance with the terms of their enabling authorities and that no unauthorized funds exist. The University's system of internal controls should include procedures to ensure bank account reconciliation supervisory reviews are completed in a timely manner.

In discussing these conditions with University personnel, they stated six of the reconciliations were typically reconciled by a staff member that was absent for an extended period of time due to illness. Additional causes included heavy staff workload and competing priorities.

Failure to perform supervisory reviews of bank account reconciliations in a timely manner could result in bank account discrepancies not being properly identified and investigated timely. (Finding Code 10-39)

Recommendation:

We recommend the University establish procedures to ensure all bank account reconciliations are performed in a timely manner.

University Response:

Accepted. The University has changed their procedures to address the recommendation in this audit finding.

**STATE OF ILLINOIS
UNIVERSITY OF ILLINOIS**

Schedule of Findings and Questioned Costs

Year ended June 30, 2010

Current Findings – *State Compliance*

Finding 10-40 – Failure to Maintain Supporting Documentation for Agency Workforce Report

The University did not maintain adequate supporting documentation for the workforce data included in the Agency Workforce Report.

The Agency Workforce Report is submitted annually to the Governor’s Office and Secretary of State as part of the State Employment Records Act. The report is designed to provide data for the calendar year relative to: (1) the number and income levels of University employees, (2) the number of employees by gender, and (3) the number of employees by minority group. The University generates the report directly from the Enterprise Data Warehouse which contains employee level data. During our review of the Agency Workforce Report submitted during the year, we noted the University created the report based on a query of the Enterprise Data Warehouse run on a specific date. Because they did not maintain the detail of individuals from that query, we were unable to verify the accuracy of the report.

The State Employment Records Act (5 ILCS 410/20) requires the University to collect, classify, maintain, and report all information required by this Act to the Governor’s Office and Secretary of State annually. In addition, the Fiscal Control and Internal Auditing Act (30 ILCS 10/3001) requires the University to maintain a system of fiscal and administrative controls. Effective internal controls should include maintaining adequate supporting documentation for all reports submitted to the Governor’s Office and the Secretary of State.

In discussing these conditions with University officials, they stated the report is a point-in-time report. The original query was not saved.

Failure to maintain supporting documentation inhibits the ability to perform an audit of the report and could result in inaccurate data being included in the annual report. (Finding Code 10-40, 09-44)

Recommendation

We recommend the University implement procedures to ensure adequate supporting documentation is maintained for the Agency Workforce Report.

University Response

Accepted. As of December 7, 2010, the University made procedural changes to adequately maintain supporting documentation for the Agency Workforce Report.

STATE OF ILLINOIS
UNIVERSITY OF ILLINOIS

Schedule of Findings and Questioned Costs

Year ended June 30, 2010

Current Findings – *State Compliance*

Finding 10-41 – Use and Maintenance of University Vehicles

The University did not report certain automobile accidents involving University vehicles to the Department of Central Management Services in a timely manner and did not properly maintain all University motor vehicles.

During our testing of the operation of University vehicles, we noted the following exceptions:

- The University reported 154 accidents involving University vehicles to the Department of Central Management Services (CMS) during fiscal year 2010. Of the 124 accidents reported by the Urbana Campus, 71 (57%) were not reported timely and ranged from one to 61 days late. Of the 30 accidents reported by the Chicago Campus, 13 (43%) were not reported timely and ranged from one to 76 days late.
- Of the 40 University vehicles selected for maintenance documentation testing, four (10%) of the vehicles did not have regular oil changes. University records show these vehicles were driven approximately one to nine years and approximately 4,566 to 78,893 miles without an oil change.

The Illinois Administrative Code (Title 44, Subtitle D, Chapter 1, Part 5040.520) states a driver of a state-owned or leased vehicle which is involved in an accident of any type shall report such accident to the appropriate law enforcement agency and to CMS by completing the “Motorist’s Report of Illinois Motor Vehicle Accident” form (SR-1). For all accidents, the Form SR-1 is to be completed as soon as possible and submitted to the office of the current insurance carrier. In no case is this report to be completed later than three (3) days following an accident.

Additionally, University of Illinois Office of Business and Financial Services Policies and Procedures (Section 15.3) state that the responsible personnel at each campus “must deliver the accident report to the CMS within seven calendar days of the accident in all cases.” Finally, the Illinois Administrative Code (Title 44, Subtitle D, Chapter 1, Part 5040.400) states that all state-owned vehicles shall undergo regular service in order to maintain the vehicles in road worthy, safe, operating condition and appropriate cosmetic condition and the driver should check oil, coolant, and battery water levels regularly.

In discussing these conditions with University officials, they stated these exceptions are due to 1) the campus offices not knowing about reportable accidents until the units report them, after which time is needed to gather the information required by CMS and 2) misunderstanding by employees as well as their supervisors due to their unfamiliarity with University policy.

Failure to report automobile accidents to the Department of Central Management Services in a timely manner may cause the University to be denied coverage and result in additional liabilities for the University. Failure to perform regular maintenance on University vehicles could result in more significant expenditures related to the repair or replacement of the vehicles. (Finding Code 10-41, 09-46, 08-10)

Recommendation

We recommend the University implement procedures to ensure that accident reports are submitted to the Department of Central Management Services in a timely manner. We also recommend the University ensure that policies and procedures are clearly understood and followed by all personnel responsible for the oversight of University vehicles within each department.

**STATE OF ILLINOIS
UNIVERSITY OF ILLINOIS**

Schedule of Findings and Questioned Costs

Year ended June 30, 2010

Current Findings – *State Compliance*

University Response

Accepted. The University continues to disseminate information and helpful educational tools to ensure employees know to promptly report auto accidents. University policies were modified to include an example of how to properly complete the accident report (SR-1). In addition, the University will continue to work to ensure personnel responsible for the oversight of University vehicles clearly understand and follow required procedures.

**STATE OF ILLINOIS
UNIVERSITY OF ILLINOIS**

Schedule of Findings and Questioned Costs

Year ended June 30, 2010

Current Findings – *State Compliance*

Finding 10-42 – Failure to Follow State Regulations for Recording Equipment

The University improperly records equipment additions by reducing the purchase price for the value of trade-ins. Additionally, the University does not calculate a gain or loss on disposal of equipment from trade-ins.

During our testwork over equipment additions, we noted the University improperly records the equipment additions based on the purchase price paid in cash, plus the net book value of any assets used for trade-in, less any trade-in allowances received from the seller. The University does not calculate a gain or loss on disposal of equipment from trade-ins. However, the University should record the equipment additions based on the cost, excluding any trade-in value received, and calculate a gain or loss on equipment traded-in based on the difference between its net book value and the trade-in value received.

Specifically, during our testwork over forty equipment additions (totaling \$10,266,902) recorded during the fiscal year, we noted one equipment addition should have been recorded at \$2,258,000, the gross purchase price of the equipment. However, the equipment was improperly valued at \$1,958,000, net of a \$300,000 trade-in allowance received for an asset with a net book value of \$0 (i.e. fully depreciated). Additionally, the University should have recorded a gain on disposal of \$300,000 from the trade-in.

Equipment additions totaled \$120,733,000 during the year ended June 30, 2010.

In accordance with the Illinois Administrative Code (Title 44, Subtitle D, Chapter 1, Part 5010.240(e)(2)), “If equipment is acquired by trade-in, the value of any items traded in shall not be used to reduce the purchase price” of the asset purchased.

In discussing these conditions with University officials, they stated their established process has been to record asset purchases involving a trade-in as the sum of the cash paid and the net book value of the trade-in asset given up, a process believed to be consistent with generally accepted accounting principles.

Failure to record equipment at cost results in the inaccurate reporting of capital assets. (Finding Code 10-42, 09-47)

Recommendation:

We recommend that the University revise its procedures for recording capital assets to ensure equipment is recorded at cost.

University Response:

Accepted. The University has changed their procedures to address the recommendation in this finding and to be in compliance with the Illinois Administrative Code.

**STATE OF ILLINOIS
UNIVERSITY OF ILLINOIS**

Schedule of Findings and Questioned Costs

Year ended June 30, 2010

Current Findings – *State Compliance*

Finding 10-43 – Failure to Report Payroll Warrant Information

The University did not report payroll warrant information to the Office of Secretary of State as required by State Statute.

During our testwork, we noted the University drew and paid 593,557 payroll warrants during the year ended June 30, 2010. However, the University has not reported this information to the Office of Secretary of State as of the date of our testing.

To comply with the State Employment Records Act, on an annual basis the Office of the Comptroller accumulates and reports the total number of payroll warrants drawn for the payment of salaries for State employees to facilitate an accurate compilation of the entire State workforce. To facilitate the reporting of this information, the University is required to report specific information about the number of payroll warrants it issues to the Office of the Secretary of State. During our audit, we noted the University does not have any procedures in place to ensure the applicable payroll warrant information is reported to the Office of Secretary of State. Further, the University did not file any of the applicable payroll warrant information during the year.

The State Comptroller Act (15 ILCS 405/13.1) states that the total number of payroll warrants drawn by the Board of Trustees of the University of Illinois and paid from funds retained in its own treasury shall be filed with the Office of the Secretary of State. Additionally, the Fiscal Control and Internal Auditing Act (30 ILCS 10/3001), requires the University to establish and maintain a system, or systems, of internal fiscal and administrative controls, which shall provide assurance that: (1) resources are utilized efficiently, effectively, and in compliance with applicable law; (2) obligations and costs are in compliance with applicable law; (3) funds, property, and other assets and resources are safeguarded against waste, loss, unauthorized use, and misappropriation; (4) revenues, expenditures, and transfers of assets, resources, or funds applicable to operations are properly recorded and accounted for to permit the preparation of accounts and reliable financial and statistical reports and to maintain accountability over the State's resources; and (5) funds held outside the State Treasury are managed, used, and obtained in strict accordance with the terms of their enabling authorities and that no unauthorized funds exist. The University's system of internal controls should include procedures to ensure all applicable payroll warrant information be reported to the Office of Secretary of State as required.

In discussing these conditions with University personnel, they stated the University was not aware of the requirement to file with the Office of the Secretary of State a report of total number of payroll warrants drawn on funds retained in its own treasury.

Failure to report payroll warrant information to the Office of Secretary of State results in noncompliance with the State Comptroller Act. (Finding Code 10-43)

Recommendation:

We recommend the University implement procedures to report payroll warrant information to the Office of Secretary of State as required by the State Comptroller Act.

**STATE OF ILLINOIS
UNIVERSITY OF ILLINOIS**

Schedule of Findings and Questioned Costs

Year ended June 30, 2010

Current Findings – *State Compliance*

University Response:

Accepted. The University will implement procedures to address the recommendation in this audit finding.

**STATE OF ILLINOIS
UNIVERSITY OF ILLINOIS**

Prior Findings Not Repeated – *Federal Compliance*

Year ended June 30, 2010

A. Inadequate Semi-Annual Effort Certifications for the SNAP Program

Semi-annual effort certifications prepared for the SNAP program at the Urbana campus are not in accordance with federal regulations. (Finding Code 09-07)

In the current year, the University modified the semi-annual effort certification process to require the certifications to be signed by direct supervisors who have direct knowledge of the activities being performed by the SNAP personnel throughout the State.

B. Inability to Test Eligibility of Foreign Language Fellowship Recipients

The University was not able to provide documentation supporting eligibility determinations made for recipients of fellowships under the Foreign Language program. (Finding Code 09-11)

In the current year, the Foreign Language program was not a major program and, therefore, eligibility information was not requested from the University.

C. Inadequate Process for Preparation of Schedule of Expenditures of Federal Awards

The University did not initially include all federal grants in the schedule of expenditures of federal awards (SEFA). (Finding Code 09-12)

In the current year, the University implemented procedures to ensure all federal grants were included in the SEFA.

D. Unallowable Costs Charged to Federal Program

The University claimed expenditures that are unallowable under the Cooperative Extension Services (CES) program. (Finding Code 09-19)

In the current year, the University discontinued its practice of charging self-insurance for computers to its federal programs.

E. Inadequate Supporting Documentation for Interdepartmental Charges

Adequate supporting documentation does not exist to substantiate interdepartmental services charged to the Foreign Language and Cooperative Extension Services programs. (Finding Code 09-20)

In the current year, the University was able to provide supporting documentation for each expenditure selected for testwork.

**STATE OF ILLINOIS
UNIVERSITY OF ILLINOIS**

Prior Findings Not Repeated – *Federal Compliance*

Year ended June 30, 2010

F. Inaccurate Amounts Reported in Annual Financial Status Reports

The University did not accurately report indirect costs in its financial status reports submitted for the Research and Development Cluster program. (Finding Code 09-22)

In the current year, exceptions similar to those identified in the prior year finding are included in finding 10-15.

G. Inadequate Cash Management Procedures

The University does not have adequate procedures in place to ensure cash draws are properly calculated for the Cooperative Extension Services (CES) program. (Finding Code 09-23)

In the current year, the University personnel performed additional supervisory review procedures.

H. Failure to Perform Return of Fund Calculations

The University did not perform return of fund calculations as required by federal regulations. (Finding Code 09-26)

In the current year, the University modified its procedures to include students who withdraw without notification in its evaluation of students requiring return of fund calculations.

I. Inaccurate Amounts in the Fiscal Operations Report and Application to Participate

The University did not accurately report amounts in the Fiscal Operations Report and Application to Participate (FISAP) submitted for the Springfield campus. (Finding Code 09-29)

In the current year, the University personnel performed additional supervisory review procedures over the FISAP.

J. Inadequate Approval Controls for Expenditures

The University has not established approval controls over expenditures charged to its federal award that are consistently followed by all University units and departments. (Finding Code 09-32)

In the current year, the University was able to provide supporting documentation evidencing authorized approval for each expenditure selected for testwork.

STATE OF ILLINOIS
UNIVERSITY OF ILLINOIS

Prior Findings Not Repeated – *State Compliance*

Year ended June 30, 2010

K. Untimely Approval of Board Minutes

The University did not approve or make Board of Trustee meeting minutes available to the public on a timely basis. (Finding Code 09-34)

In the current year, the University drafted and submitted the meeting minutes for each meeting throughout the fiscal year to the Board of Trustees for their review and approval at the next scheduled meeting. Further, those meeting minutes were approved at the next scheduled meeting and then made available to the public.

L. Energy Resource Center – CMS Intergovernmental Agreement

The University did not have adequate controls over the administration of energy related services provided to the State and other participating governmental agencies. (Finding Code 09-36)

In the current year, the University substantially completed the process of winding down the activities associated with this contract.

M. Inadequate Process for Estimating Allowance for Doubtful Accounts Receivable

The University did not establish adequate internal controls over estimating and recording its allowance for doubtful patient accounts receivable (the allowance). (Finding Code 09-37)

In the current year, the University revised its procedures for estimating the allowance to include using historical collection experience and current payer trends to estimate the allowance and to assess the historical accuracy of its estimation process. Further, the aging analysis used to estimate the allowance was prepared based upon the date of service.

N. Inadequate Process for Valuation of Alternative Investments

The University did not have an adequate established accounting and financial reporting process for determining the fair value measurements for its alternative investments. (Finding Code 09-39)

In the current year, the University revised its procedures for determining the fair value measurements of its alternative investments to include comparing the audited financial statements for the investment funds to the quarterly investment statement for the same period and independently pricing underlying investment securities. Further, the University formally compared the estimated values reported to the investment manager statements as of June 30th.

O. Inaccurate Pharmaceutical Inventory Valuation

The University did not have an adequate process to measure and value pharmaceutical inventory balances as of fiscal year-end (i.e. balance sheet date). (Finding Code 09-41)

In the current year, the University scheduled all pharmaceutical physical inventories to correspond to the University's fiscal year-end of June 30th.

**STATE OF ILLINOIS
UNIVERSITY OF ILLINOIS**

Prior Findings Not Repeated – *State Compliance*

Year ended June 30, 2010

P. Inaccurate Year End Revenue Accrual

The University did not accurately calculate year end catering sales revenue accruals and a supervisory review was not performed relative to this accrual. (Finding Code 09-42)

In the current year, evidence of supervisory review was documented and no exceptions were identified in our sample of revenue accruals tested.

Q. Inadequate Documentation of Capital and Operating Lease Determinations and Inaccurate Lease Schedules

The University did not consistently follow established controls relative to documenting their determination of whether lease transactions should be classified as capital or operating. In addition, the University's lease schedules used in reporting prior year interest accruals were inaccurate. (Finding Code 09-43)

In the current year, the University documented their determination of whether lease transactions should be classified as capital or operating for our sample tested. In addition, no exceptions were identified in our testing of the University's lease schedules used to report current year interest accruals.

R. Contracts and Real Estate Leases Not Filed Timely

The University did not file contracts and real estate leases with the State of Illinois, Office of the Comptroller and Secretary of State on a timely basis. (Finding Code 09-45)

In the current year, similar exceptions related to the filing leases with the Office of the Comptroller have been reported in finding 10-35.

STATE OF ILLINOIS
UNIVERSITY OF ILLINOIS

Financial Related Information Summary

Year ended June 30, 2010

Financial related information presented in this section of the report includes the following:

- Financial Related Schedules:
 - Schedule of Expenditures of Federal Awards
 - Attachments to Schedule of Expenditures of Federal Awards
 - Notes to the Schedule of Expenditures of Federal Awards

The Schedule of Expenditures of Federal Awards presented in this section has been subjected to the auditing procedures applied in the audit of the basic financial statements and, in the auditors' opinion, it is fairly stated, in all material respects, in relation to the basic financial statements taken as a whole.

The findings and auditors' reports on compliance testing and questioned costs and internal control related to federal awards are presented in the Compliance Report section of this report.

UNIVERSITY OF ILLINOIS
SCHEDULE OF EXPENDITURES OF FEDERAL AWARDS
Year Ended June 30, 2010

Cluster/Major Agency/Federal Agency/ Award Type/CFDA Prog Title or Award Title	CFDA No.	ARRA	Maj Prog	Urbana	Chicago	Springfield	All campuses
--------------------------------------------------------------------------------	----------	------	----------	--------	---------	-------------	--------------

Cluster: 1R&D

Housing & Urban Development (HUD)

Housing & Urban Development (HUD)

Direct Awards

Doctoral Dissertation Research Grants	14.516		Y		14,296		14,296
Early Doctoral Student Research Grants (B)	14.517		Y		3,014		3,014
Lead Technical Studies Grants	14.902		Y		30,405		30,405
ARRA - Healthy Homes Technical Studies Grants (Recovery Act Funded)	14.910	Y	Y		214,820		214,820
<i>Pass through from Others - see also pass through detail</i>							
Department of Housing and Urban Development (non-specific)	14.000		Y	15,000	1,875		16,875
Indian Community Development Block Grant Program	14.862		Y	21,258			21,258
<i>Pass through from State of IL - see also pass through detail</i>							
Lead-Based Paint Hazard Control in Privately-Owned Housing	14.900		Y	47,681			47,681
Agency Totals				<u>83,939</u>	<u>264,410</u>		<u>348,349</u>

Institute of Museum & Library Services (IMLS)

Institute of Museum & Library Services (IMLS)

Direct Awards

21st Century Museum Professionals	45.307		Y	42,730			42,730
Laura Bush 21st Century Librarian Program	45.313		Y	376,895			376,895
<i>Pass through from Others - see also pass through detail</i>							
21st Century Museum Professionals	45.307		Y	73,237			73,237
Laura Bush 21st Century Librarian Program	45.313		Y	44,013			44,013
<i>Pass through from State of IL - see also pass through detail</i>							
Grants to States	45.310		Y			13,658	13,658
Agency Totals				<u>536,875</u>		<u>13,658</u>	<u>550,533</u>

United States Agency for International Development (AID)

United States Agency for International Development (AID)

Cluster: 1R&D

Major Agency: United States Agency for International Development (AID)

FY10 SEFA

Cluster/Major Agency/Federal Agency/ Award Type/CFDA Prog Title or Award Title	CFDA No.	ARRA	Maj Prog	Urbana	Chicago	Springfield	All campuses
<i>Pass through from Others - see also pass through detail</i>							
Agency for International Development (non-specific)	98.000		Y	116,288	1,959		118,247
USAID Foreign Assistance for Programs Overseas	98.001		Y	178,822			178,822
Cooperative Development Program (CDP)	98.002		Y	4,690	-742		3,948
USAID Development Partnerships for University Cooperation and Development	98.012		Y		89,180		89,180
	Agency Totals			<u>299,800</u>	<u>90,397</u>		<u>390,197</u>
<u>US Department of Agriculture (USDA)</u>							
National Institute of Food and Agriculture/USDA							
<i>Direct Awards</i>							
Specialty Crop Research Initiative	10.309		Y	108,350			108,350
Agriculture and Food Research Initiative (AFRI)	10.310		Y	223,868			223,868
	Agency Totals			<u>332,218</u>			<u>332,218</u>
US Department of Agriculture (USDA)							
<i>Direct Awards</i>							
Department of Agriculture (non-specific)	10.000		Y	196,482	40,305		236,787
Agricultural Research_Basic and Applied Research	10.001		Y	121,418			121,418
Grants for Agricultural Research, Special Research Grants	10.200		Y	130,701			130,701
Cooperative Forestry Research	10.202		Y	191,253			191,253
Payments to Agricultural Experiment Stations Under the Hatch Act	10.203		Y	4,872,324			4,872,324
Grants for Agricultural Research_Competitive Research Grants	10.206		Y	1,044,917			1,044,917
Animal Health and Disease Research	10.207		Y	75,875			75,875
Agricultural and Rural Economic Research	10.250		Y	30,160			30,160
Consumer Data Initiative (CDI)	10.256		Y	14,346			14,346
Integrated Programs	10.303		Y		25,498		25,498
<i>Pass through from Others - see also pass through detail</i>							
Department of Agriculture (non-specific)	10.000		Y	82,665			82,665
Agricultural Research_Basic and Applied Research	10.001		Y	204,064			204,064
Plant and Animal Disease, Pest Control, and Animal Care	10.025		Y	14,358			14,358
Grants for Agricultural Research, Special Research Grants	10.200		Y	224,210			224,210
Payments to Agricultural Experiment Stations Under the Hatch Act	10.203		Y	3,348			3,348
Grants for Agricultural Research_Competitive Research Grants	10.206		Y	314,611			314,611
Small Business Innovation Research	10.212		Y	26,666			26,666

Cluster: 1R&D

Major Agency: US Department of Agriculture (USDA)

FY10 SEFA

Cluster/Major Agency/Federal Agency/ Award Type/CFDA Prog Title or Award Title	CFDA No.	ARRA	Maj Prog	Urbana	Chicago	Springfield	All campuses
Sustainable Agriculture Research and Education	10.215		Y	54,617			54,617
Biotechnology Risk Assessment Research	10.219		Y	19,783			19,783
1994 Institutions Research Program	10.227		Y	22,331			22,331
Agricultural and Rural Economic Research	10.250		Y		21,932		21,932
Homeland Security_Agricultural	10.304		Y	65,939			65,939
Organic Agriculture Research and Extension Initiative	10.307		Y	7,326			7,326
Agriculture and Food Research Initiative (AFRI)	10.310		Y	19,395			19,395
Cooperative Extension Service	10.500		Y	110,057			110,057
Forestry Research	10.652		Y	5,836			5,836
Environmental Quality Incentives Program	10.912		Y	9,354			9,354
<i>Pass through from State of IL - see also pass through detail</i>							
Plant and Animal Disease, Pest Control, and Animal Care	10.025		Y	174,909			174,909
Specialty Crop Block Grant Program - Farm Bill	10.170		Y	13,373			13,373
	Agency Totals			<u>8,050,318</u>	<u>87,735</u>		<u>8,138,053</u>
USDA Agricultural Research Service (ARS)							
<i>Direct Awards</i>							
Department of Agriculture (non-specific)	10.000		Y	83,282			83,282
Agricultural Research_Basic and Applied Research	10.001		Y	1,823,322			1,823,322
Grants for Agricultural Research, Special Research Grants	10.200		Y	237,147			237,147
Grants for Agricultural Research_Competitive Research Grants	10.206		Y	50,206	58,759		108,965
Agricultural and Rural Economic Research	10.250		Y		7,552		7,552
<i>Pass through from Others - see also pass through detail</i>							
Department of Agriculture (non-specific)	10.000		Y	26,123			26,123
Agricultural Research_Basic and Applied Research	10.001		Y	4,635			4,635
Grants for Agricultural Research_Competitive Research Grants	10.206		Y	39,066			39,066
	Agency Totals			<u>2,263,781</u>	<u>66,311</u>		<u>2,330,092</u>
USDA Animal & Plant Health Inspection Serv (APHIS)							
<i>Direct Awards</i>							
Department of Agriculture (non-specific)	10.000		Y	86,916			86,916
	Agency Totals			<u>86,916</u>			<u>86,916</u>
USDA Coop State Rsrch Educ & Ext Serv (CSREES)							
<i>Direct Awards</i>							

Cluster: 1R&D

Major Agency: US Department of Agriculture (USDA)

FY10 SEFA

Cluster/Major Agency/Federal Agency/ Award Type/CFDA Prog Title or Award Title	CFDA No.	ARRA	Maj Prog	Urbana	Chicago	Springfield	All campuses
Department of Agriculture (non-specific)	10.000		Y	739,973			739,973
Agricultural Research_Basic and Applied Research	10.001		Y		85,385		85,385
Grants for Agricultural Research, Special Research Grants	10.200		Y	2,747,176			2,747,176
Grants for Agricultural Research_Competitive Research Grants	10.206		Y	2,798,643	370,404		3,169,047
Biotechnology Risk Assessment Research	10.219		Y	110,953			110,953
Integrated Programs	10.303		Y	1,162,614	174,459		1,337,073
Cooperative Extension Service	10.500		Y	32,997			32,997
<i>Pass through from Others - see also pass through detail</i>							
Department of Agriculture (non-specific)	10.000		Y	28,199			28,199
Grants for Agricultural Research, Special Research Grants	10.200		Y	42,006			42,006
Grants for Agricultural Research_Competitive Research Grants	10.206		Y	39,273			39,273
Small Business Innovation Research	10.212		Y	19,389			19,389
Sustainable Agriculture Research and Education	10.215		Y	-489			-489
Specialty Crop Research Initiative	10.309		Y	4,935			4,935
Cooperative Extension Service	10.500		Y	16,033			16,033
			Agency Totals	<u>7,741,702</u>	<u>630,248</u>		<u>8,371,950</u>
USDA Economic Research Service (ERS)							
<i>Direct Awards</i>							
Agricultural and Rural Economic Research	10.250		Y	18,886			18,886
Food Assistance and Nutrition Research Programs (FANRP)	10.253		Y	65,842			65,842
			Agency Totals	<u>84,728</u>			<u>84,728</u>
USDA Federal Crop Insurance							
<i>Direct Awards</i>							
Department of Agriculture (non-specific)	10.000		Y	163,479			163,479
			Agency Totals	<u>163,479</u>			<u>163,479</u>
USDA Forest Service (FS)							
<i>Direct Awards</i>							
Department of Agriculture (non-specific)	10.000		Y	39,820			39,820
Forestry Research	10.652		Y	8,282			8,282
<i>Pass through from Others - see also pass through detail</i>							
Department of Agriculture (non-specific)	10.000		Y		12,429		12,429
			Agency Totals	<u>48,102</u>	<u>12,429</u>		<u>60,531</u>

Cluster: 1R&D

Major Agency: US Department of Agriculture (USDA)

FY10 SEFA

Cluster/Major Agency/Federal Agency/ Award Type/CFDA Prog Title or Award Title	CFDA No.	ARRA	Maj Prog	Urbana	Chicago	Springfield	All campuses
USDA Natural Resources Conservation Service (NRCS)							
<i>Direct Awards</i>							
Department of Agriculture (non-specific)	10.000		Y	49,680			49,680
Environmental Quality Incentives Program	10.912		Y	28,924			28,924
Agency Totals				<u>78,604</u>			<u>78,604</u>
USDA Risk Management Agency (RMA)							
<i>Direct Awards</i>							
Department of Agriculture (non-specific)	10.000		Y	68,918			68,918
Agency Totals				<u>68,918</u>			<u>68,918</u>
<u>US Department of Commerce</u>							
National Institute of Standards & Technology							
<i>Direct Awards</i>							
Measurement and Engineering Research and Standards	11.609		Y	-200			-200
<i>Pass through from Others - see also pass through detail</i>							
Advanced Technology Program	11.612		Y		184,600		184,600
Agency Totals				<u>-200</u>	<u>184,600</u>		<u>184,400</u>
US Department of Commerce							
<i>Pass through from Others - see also pass through detail</i>							
Department of Commerce (non-specific)	11.000		Y	89,121			89,121
Coastal Zone Management Estuarine Research Reserves	11.420		Y	5,822			5,822
Measurement and Engineering Research and Standards	11.609		Y	109,584			109,584
Advanced Technology Program	11.612		Y	-43,486			-43,486
Agency Totals				<u>161,041</u>			<u>161,041</u>
US Dept of Commerce NOAA							
<i>Direct Awards</i>							
Department of Commerce (non-specific)	11.000		Y	153,872			153,872
Sea Grant Support	11.417		Y	928,920	87,496		1,016,416
Climate and Atmospheric Research	11.431		Y	358,164			358,164
<i>Pass through from Others - see also pass through detail</i>							
Coastal Zone Management Administration Awards	11.419		Y	24,028	4,850		28,878
Climate and Atmospheric Research	11.431		Y	32,917			32,917
Educational Partnership Program	11.481		Y	180,239			180,239

Cluster: 1R&D
Major Agency: US Department of Commerce

Cluster/Major Agency/Federal Agency/ Award Type/CFDA Prog Title or Award Title	CFDA No.	ARRA	Maj Prog	Urbana	Chicago	Springfield	All campuses
				<u>1,678,140</u>	<u>92,346</u>		<u>1,770,486</u>
Agency Totals							
<u>US Department of Defense (DoD)</u>							
Air Force							
<i>Direct Awards</i>							
Department of Defense (non-specific)	12.000		Y	124,624			124,624
Air Force Defense Research Sciences Program	12.800		Y	1,286,066	6,708,995		7,995,061
<i>Pass through from Others - see also pass through detail</i>							
Department of Defense (non-specific)	12.000		Y	1,182,927	-82		1,182,845
Basic, Applied, and Advanced Research in Science and Engineering	12.630		Y	357,706			357,706
Air Force Defense Research Sciences Program	12.800		Y	343,434	-10,717		332,717
Agency Totals				<u>3,294,757</u>	<u>6,698,196</u>		<u>9,992,953</u>
Air Force Office of Scientific Research (AFOSR)							
<i>Direct Awards</i>							
Department of Defense (non-specific)	12.000		Y	55,452			55,452
Basic and Applied Scientific Research	12.300		Y	63,671			63,671
Basic, Applied, and Advanced Research in Science and Engineering	12.630		Y	131,499	1,258,243		1,389,742
Air Force Defense Research Sciences Program	12.800		Y	6,491,407	86,140		6,577,547
Research and Technology Development	12.910		Y	498,367			498,367
<i>Pass through from Others - see also pass through detail</i>							
Department of Defense (non-specific)	12.000		Y	369,113			369,113
Basic and Applied Scientific Research	12.300		Y	55,382			55,382
Basic, Applied, and Advanced Research in Science and Engineering	12.630		Y	330,579			330,579
Air Force Defense Research Sciences Program	12.800		Y	1,221,754			1,221,754
Agency Totals				<u>9,217,224</u>	<u>1,344,383</u>		<u>10,561,607</u>
Army							
<i>Direct Awards</i>							
Department of Defense (non-specific)	12.000		Y	65,701	-60		65,641
Military Medical Research and Development	12.420		Y		-1,093		-1,093
Basic Scientific Research	12.431		Y	648,439	-85		648,354
<i>Pass through from Others - see also pass through detail</i>							
Department of Defense (non-specific)	12.000		Y	1,178,924	80,015		1,258,939
Military Medical Research and Development	12.420		Y	175,752			175,752

Cluster: 1R&D

Major Agency: US Department of Defense (DoD)

FY10 SEFA

Cluster/Major Agency/Federal Agency/ Award Type/CFDA Prog Title or Award Title	CFDA No.	ARRA	Maj Prog	Urbana	Chicago	Springfield	All campuses
Basic Scientific Research	12.431		Y	1,858,187			1,858,187
Basic, Applied, and Advanced Research in Science and Engineering	12.630		Y	270,458			270,458
Research and Technology Development	12.910		Y	566,931			566,931
Agency Totals				<u>4,764,392</u>	<u>78,777</u>		<u>4,843,169</u>
Army CERL							
<i>Direct Awards</i>							
Basic, Applied, and Advanced Research in Science and Engineering	12.630		Y	19,919			19,919
Agency Totals				<u>19,919</u>			<u>19,919</u>
Army Research Office (ARO)							
<i>Direct Awards</i>							
Department of Defense (non-specific)	12.000		Y	151,614	111,797		263,411
Basic Scientific Research	12.431		Y	3,844,786	250,403		4,095,189
<i>Pass through from Others - see also pass through detail</i>							
Department of Defense (non-specific)	12.000		Y	2,600			2,600
Basic Scientific Research	12.431		Y	1,515,544			1,515,544
Air Force Defense Research Sciences Program	12.800		Y	27,309			27,309
Agency Totals				<u>5,541,853</u>	<u>362,200</u>		<u>5,904,053</u>
Bolling Air Force Base							
<i>Direct Awards</i>							
Air Force Defense Research Sciences Program	12.800		Y		660,098		660,098
Agency Totals					<u>660,098</u>		<u>660,098</u>
CERL Champaign							
<i>Direct Awards</i>							
Department of Defense (non-specific)	12.000		Y	1,207,785			1,207,785
Military Construction, National Guard	12.400		Y	909,032			909,032
Basic, Applied, and Advanced Research in Science and Engineering	12.630		Y	709,568			709,568
Agency Totals				<u>2,826,385</u>			<u>2,826,385</u>
Defense Advanced Research Projects Agency (DARPA)							
<i>Direct Awards</i>							
Department of Defense (non-specific)	12.000		Y	113,976	270,384		384,360
Research and Technology Development	12.910		Y	2,284,124			2,284,124
<i>Pass through from Others - see also pass through detail</i>							

Cluster: 1R&D

Major Agency: US Department of Defense (DoD)

FY10 SEFA

Cluster/Major Agency/Federal Agency/ Award Type/CFDA Prog Title or Award Title	CFDA No.	ARRA	Maj Prog	Urbana	Chicago	Springfield	All campuses
Department of Defense (non-specific)	12.000		Y	1,160,787			1,160,787
Basic Scientific Research	12.431		Y	920,460			920,460
Research and Technology Development	12.910		Y	24,642	570,063		594,705
Agency Totals				<u>4,503,989</u>	<u>840,447</u>		<u>5,344,436</u>
Defense Threat Reduction Agency (DTRA)							
<i>Direct Awards</i>							
Basic Scientific Research - Combating Weapons of Mass Destruction	12.351		Y	586,596			586,596
<i>Pass through from Others - see also pass through detail</i>							
Department of Defense (non-specific)	12.000		Y	325,725			325,725
Agency Totals				<u>912,321</u>			<u>912,321</u>
Missile Defense Agency (MDA)							
<i>Pass through from Others - see also pass through detail</i>							
Department of Defense (non-specific)	12.000		Y	42,852			42,852
Basic Scientific Research	12.431		Y	30,696			30,696
Agency Totals				<u>73,548</u>			<u>73,548</u>
National Geospatial-Intelligence Agency							
<i>Direct Awards</i>							
Basic, Applied, and Advanced Research in Science and Engineering	12.630		Y	29,551			29,551
Agency Totals				<u>29,551</u>			<u>29,551</u>
National Security Agency							
<i>Direct Awards</i>							
Mathematical Sciences Grants Program	12.901		Y	28,315	71,725		100,040
Agency Totals				<u>28,315</u>	<u>71,725</u>		<u>100,040</u>
Naval Research Laboratory (NRL)							
<i>Direct Awards</i>							
Basic and Applied Scientific Research	12.300		Y	174,914			174,914
Agency Totals				<u>174,914</u>			<u>174,914</u>
Navy							
<i>Direct Awards</i>							
Department of Defense (non-specific)	12.000		Y	-1,071			-1,071
<i>Pass through from Others - see also pass through detail</i>							
Department of Defense (non-specific)	12.000		Y	368,969			368,969

Cluster: 1R&D

Major Agency: US Department of Defense (DoD)

FY10 SEFA

Cluster/Major Agency/Federal Agency/ Award Type/CFDA Prog Title or Award Title	CFDA No.	ARRA	Maj Prog	Urbana	Chicago	Springfield	All campuses
Basic and Applied Scientific Research	12.300		Y	506,687			506,687
Basic Scientific Research	12.431		Y	208,330			208,330
Agency Totals				<u>1,082,915</u>			<u>1,082,915</u>
Office of Naval Research (ONR)							
<i>Direct Awards</i>							
Department of Defense (non-specific)	12.000		Y		8,356		8,356
Basic and Applied Scientific Research	12.300		Y	6,421,682	1,143,612		7,565,294
<i>Pass through from Others - see also pass through detail</i>							
Basic and Applied Scientific Research	12.300		Y	528,373	116,308		644,681
Agency Totals				<u>6,950,055</u>	<u>1,268,276</u>		<u>8,218,331</u>
School of Advanced Air and Space Studies (SSAAF)							
<i>Direct Awards</i>							
Department of Defense (non-specific)	12.000		Y	89,607			89,607
Agency Totals				<u>89,607</u>			<u>89,607</u>
Space and Naval Warfare Systems Center							
<i>Direct Awards</i>							
Research and Technology Development	12.910		Y	339,276			339,276
Agency Totals				<u>339,276</u>			<u>339,276</u>
SPAWAR Systems Center Pacific							
<i>Direct Awards</i>							
Research and Technology Development	12.910		Y	483,280			483,280
Agency Totals				<u>483,280</u>			<u>483,280</u>
US Army Corps of Engineers							
<i>Direct Awards</i>							
Department of Defense (non-specific)	12.000		Y		196,963		196,963
Basic Scientific Research	12.431		Y	-8,174			-8,174
Basic, Applied, and Advanced Research in Science and Engineering	12.630		Y	18,953			18,953
<i>Pass through from Others - see also pass through detail</i>							
Department of Defense (non-specific)	12.000		Y	8,261			8,261
Collaborative Research and Development	12.114		Y		130,635		130,635
Agency Totals				<u>19,040</u>	<u>327,598</u>		<u>346,638</u>
US Army Medical Research Acquisition							

Cluster: 1R&D

Major Agency: US Department of Defense (DoD)

FY10 SEFA

Cluster/Major Agency/Federal Agency/ Award Type/CFDA Prog Title or Award Title	CFDA No.	ARRA	Maj Prog	Urbana	Chicago	Springfield	All campuses
<i>Direct Awards</i>							
Department of Defense (non-specific)	12.000		Y	11,662	179,577		191,239
Military Medical Research and Development	12.420		Y	1,440,752	778,745		2,219,497
Basic, Applied, and Advanced Research in Science and Engineering	12.630		Y		-46,937		-46,937
Agency Totals				<u>1,452,414</u>	<u>911,385</u>		<u>2,363,799</u>
US Army Medical Research Office							
<i>Direct Awards</i>							
Department of Defense (non-specific)	12.000		Y		48,235		48,235
Agency Totals					<u>48,235</u>		<u>48,235</u>
US Department of Defense (DoD)							
<i>Direct Awards</i>							
Military Medical Research and Development	12.420		Y		624,320		624,320
Community Economic Adjustment Diversification Planning	12.614		Y		455,956		455,956
<i>Pass through from Others - see also pass through detail</i>							
Department of Defense (non-specific)	12.000		Y		331,463		331,463
Collaborative Research and Development	12.114		Y	249,902			249,902
Military Medical Research and Development	12.420		Y		46,080		46,080
Air Force Defense Research Sciences Program	12.800		Y		255,236		255,236
Agency Totals				<u>249,902</u>	<u>1,713,055</u>		<u>1,962,957</u>
<u>US Department of Education</u>							
US Department of Education							
<i>Direct Awards</i>							
Special Education Innovation and Development	84.023		Y		-7,261		-7,261
Women's Educational Equity Program	84.083		Y		25,163		25,163
Fund for the Improvement of Postsecondary Education	84.116		Y	9,337			9,337
National Institute on Disability and Rehabilitation Research	84.133		Y	18,761	4,279,250		4,298,011
Bilingual Education Training Grants	84.195		Y		-17,403		-17,403
Graduate Assistance in Areas of National Need	84.200		Y		141,774		141,774
Rehabilitation Services Demonstration and Training Programs	84.235		Y		389		389
Education Research, Development and Dissemination	84.305		Y	2,474,249	1,150,222		3,624,471
Research in Special Education	84.324		Y	969,300	382,777		1,352,077
Special Education - Personnel Development to Improve Services and Results for Children with	84.325		Y	639,648			639,648

Cluster: 1R&D
Major Agency: US Department of Education

Cluster/Major Agency/Federal Agency/ Award Type/CFDA Prog Title or Award Title	CFDA No.	ARRA	Maj Prog	Urbana	Chicago	Springfield	All campuses
Preparing Tomorrow's Teachers to Use Technology	84.342		Y	-1,042			-1,042
Early Reading First	84.359		Y	54,101	324,589		378,690
<i>Pass through from Others - see also pass through detail</i>							
Department of Education (non-specific)	84.000		Y	53,218	110,717		163,935
Civil Rights Training and Advisory Services	84.004		Y		6,222		6,222
Fund for the Improvement of Postsecondary Education	84.116		Y	3,050			3,050
National Institute on Disability and Rehabilitation Research	84.133		Y	154,359	191,397		345,756
Safe and Drug-Free Schools and Communities_National Programs	84.184		Y		11,290		11,290
Fund for the Improvement of Education	84.215		Y	11,785			11,785
Centers for International Business Education	84.220		Y	2,500			2,500
Twenty-First Century Community Learning Centers	84.287		Y	72,311			72,311
Education Research, Development and Dissemination	84.305		Y		660,020		660,020
Research in Special Education	84.324		Y	49,506			49,506
Improving Literacy Through School Libraries	84.364		Y		8,234		8,234
Mathematics and Science Partnerships	84.366		Y		3,643		3,643
<i>Pass through from State of IL - see also pass through detail</i>							
Special Education_Grants to States	84.027		Y	117,065			117,065
Safe and Drug-Free Schools and Communities_State Grants	84.186		Y	28			28
Gaining Early Awareness and Readiness for Undergraduate Programs	84.334		Y	296,884			296,884
Mathematics and Science Partnerships	84.366		Y	41,656			41,656
Improving Teacher Quality State Grants	84.367		Y	44,230			44,230
ARRA - Rehabilitation Services-Vocational Rehabilitation Grants to States, Recovery Act	84.390	Y	Y		241,528		241,528
Agency Totals				<u>5,010,946</u>	<u>7,512,551</u>		<u>12,523,497</u>

US Department of Energy (DOE)

Advanced Research Projects Agency - Energy (ARPA-E)

Direct Awards

ARRA - Advanced Research and Projects Agency ? Energy Financial Assistance Program	81.135	Y	Y	252,781			252,781
Agency Totals				<u>252,781</u>			<u>252,781</u>

Argonne National Lab

Direct Awards

Department of Energy (non-specific)	81.000		Y	49,455			49,455
-------------------------------------	--------	--	---	--------	--	--	--------

Direct awards from DOE lab - see also pass through detail

Cluster: 1R&D

Major Agency: US Department of Energy (DOE)

FY10 SEFA

Cluster/Major Agency/Federal Agency/ Award Type/CFDA Prog Title or Award Title	CFDA No.	ARRA	Maj Prog	Urbana	Chicago	Springfield	All campuses
Department of Energy (non-specific)	81.000		Y	999,435	1,090,727		2,090,162
ARRA - contract 9J-302820002A	81.000	Y	Y		27,850		27,850
Office of Science Financial Assistance Program	81.049		Y		11,441		11,441
Agency Totals				<u>1,048,890</u>	<u>1,130,018</u>		<u>2,178,908</u>
Brookhaven National Lab							
<i>Direct awards from DOE lab - see also pass through detail</i>							
Department of Energy (non-specific)	81.000		Y	694,671			694,671
Agency Totals				<u>694,671</u>			<u>694,671</u>
DOE Chicago operations							
<i>Direct Awards</i>							
Department of Energy (non-specific)	81.000		Y	689,220			689,220
Office of Science Financial Assistance Program	81.049		Y	3,941,946	60,667		4,002,613
<i>Pass through from Others - see also pass through detail</i>							
Office of Science Financial Assistance Program	81.049		Y	162,806			162,806
Agency Totals				<u>4,793,972</u>	<u>60,667</u>		<u>4,854,639</u>
DOE Germantown operations							
<i>Direct Awards</i>							
Office of Science Financial Assistance Program	81.049		Y		523,447		523,447
Agency Totals					<u>523,447</u>		<u>523,447</u>
DOE Pittsburgh operations							
<i>Direct Awards</i>							
Department of Energy (non-specific)	81.000		Y	458,147			458,147
Agency Totals				<u>458,147</u>			<u>458,147</u>
E.O. Lawrence Berkeley National Laboratory							
<i>Direct awards from DOE lab - see also pass through detail</i>							
Department of Energy (non-specific)	81.000		Y	558			558
Agency Totals				<u>558</u>			<u>558</u>
Fermilab							
<i>Direct awards from DOE lab - see also pass through detail</i>							
Department of Energy (non-specific)	81.000		Y	154,557	125,679		280,236
Agency Totals				<u>154,557</u>	<u>125,679</u>		<u>280,236</u>
Idaho National Engr & Env Lab							

Cluster: 1R&D

Major Agency: US Department of Energy (DOE)

FY10 SEFA

Cluster/Major Agency/Federal Agency/ Award Type/CFDA Prog Title or Award Title	CFDA No.	ARRA	Maj Prog	Urbana	Chicago	Springfield	All campuses
<i>Direct awards from DOE lab - see also pass through detail</i>							
Department of Energy (non-specific)	81.000		Y	134,236			134,236
Agency Totals				<u>134,236</u>			<u>134,236</u>
Lawrence Livermore National Lab							
<i>Direct awards from DOE lab - see also pass through detail</i>							
Department of Energy (non-specific)	81.000		Y	2,072,010			2,072,010
Agency Totals				<u>2,072,010</u>			<u>2,072,010</u>
Los Alamos National Lab							
<i>Direct awards from DOE lab - see also pass through detail</i>							
Department of Energy (non-specific)	81.000		Y	255,487			255,487
Agency Totals				<u>255,487</u>			<u>255,487</u>
National Energy Technology Laboratory (NETL)							
<i>Direct awards from DOE lab - see also pass through detail</i>							
Fossil Energy Research and Development	81.089		Y	14,695,676			14,695,676
Energy Efficiency and Renewable Energy Information Dissemination, Outreach, Training and T	81.117		Y	226,832			226,832
ARRA - Geologic Sequestration Site Characterization	81.132	Y	Y	137,224			137,224
ARRA - Geologic Sequestration Training and Research Grant Program	81.133	Y	Y	2,252			2,252
<i>Pass through from Others - see also pass through detail</i>							
ARRA - Fossil Energy Research and Development	81.089	Y	Y	68,641			68,641
ARRA - Geologic Sequestration Site Characterization	81.132	Y	Y	4,545			4,545
Agency Totals				<u>15,135,170</u>			<u>15,135,170</u>
National Renewable Energy Lab							
<i>Direct awards from DOE lab - see also pass through detail</i>							
Department of Energy (non-specific)	81.000		Y	688			688
Agency Totals				<u>688</u>			<u>688</u>
Oak Ridge National Lab							
<i>Direct awards from DOE lab - see also pass through detail</i>							
Department of Energy (non-specific)	81.000		Y	184,761			184,761
Agency Totals				<u>184,761</u>			<u>184,761</u>
Pacific Northwest National Lab							
<i>Direct awards from DOE lab - see also pass through detail</i>							
Department of Energy (non-specific)	81.000		Y	433,345			433,345

Cluster: 1R&D

Major Agency: US Department of Energy (DOE)

FY10 SEFA

Cluster/Major Agency/Federal Agency/ Award Type/CFDA Prog Title or Award Title	CFDA No.	ARRA	Maj Prog	Urbana	Chicago	Springfield	All campuses
				<u>433,345</u>			<u>433,345</u>
Sandia National Lab							
<i>Direct awards from DOE lab - see also pass through detail</i>							
Department of Energy (non-specific)	81.000		Y	485,862			485,862
				<u>485,862</u>			<u>485,862</u>
US Department of Energy (DOE)							
<i>Direct Awards</i>							
Department of Energy (non-specific)	81.000		Y	6,099,538	265,964		6,365,502
Office of Science Financial Assistance Program	81.049		Y	4,680,310	438,298		5,118,608
ARRA - Office of Science Financial Assistance Program	81.049	Y	Y	70,910			70,910
Office of Scientific and Technical Information	81.064		Y		155,833		155,833
Conservation Research and Development	81.086		Y	127,183			127,183
Renewable Energy Research and Development	81.087		Y	652,417			652,417
Defense Nuclear Nonproliferation Research	81.113		Y		214,196		214,196
University Reactor Infrastructure and Education Support	81.114		Y	86,165			86,165
Nuclear Energy Research, Development and Demonstration	81.121		Y	151,313			151,313
Electricity Delivery and Energy Reliability, Research, Development and Analysis	81.122		Y	763,320			763,320
<i>Pass through from Others - see also pass through detail</i>							
Department of Energy (non-specific)	81.000		Y	627,086	-47,352		579,734
ARRA - DOE ORNL Sub APPRISE 2010-02990	81.000	Y	Y	12,098			12,098
Office of Science Financial Assistance Program	81.049		Y	1,740,972	204,255		1,945,227
ARRA - Office of Science Financial Assistance Program	81.049	Y	Y	149,094			149,094
Office of Scientific and Technical Information	81.064		Y	629			629
Regional Biomass Energy Programs	81.079		Y	244,077			244,077
Conservation Research and Development	81.086		Y		80,172		80,172
Renewable Energy Research and Development	81.087		Y	103,888	-169,451		-65,563
Fossil Energy Research and Development	81.089		Y	33,801			33,801
Stewardship Science Grant Program	81.112		Y		21,105		21,105
Defense Nuclear Nonproliferation Research	81.113		Y	73,850			73,850
Nuclear Energy Research, Development and Demonstration	81.121		Y		164,842		164,842
<i>Pass through from State of IL - see also pass through detail</i>							
State Energy Program	81.041		Y	195,584			195,584

Cluster: 1R&D

Major Agency: US Department of Energy (DOE)

FY10 SEFA

Cluster/Major Agency/Federal Agency/ Award Type/CFDA Prog Title or Award Title	CFDA No.	ARRA	Maj Prog	Urbana	Chicago	Springfield	All campuses
ARRA - State Energy Program Special Projects	81.119	Y	Y		155,566		155,566
	Agency Totals			<u>15,812,235</u>	<u>1,483,428</u>		<u>17,295,663</u>
<u>US Department of Homeland Security(USDHS)</u>							
Federal Emergency Management Agency (FEMA)							
<i>Direct Awards</i>							
Assistance to Firefighters Grant	97.044		Y	500,401	1,492		501,893
<i>Pass through from Others - see also pass through detail</i>							
Department of Homeland Security (non-specific)	97.000		Y	143,967			143,967
	Agency Totals			<u>644,368</u>	<u>1,492</u>		<u>645,860</u>
US Department of Homeland Security(USDHS)							
<i>Direct Awards</i>							
Aviation Research Grants	97.069		Y	3,487			3,487
Homeland Security-related Science, Technology, Engineering and Mathematics (HS STEM) C	97.104		Y		72,764		72,764
<i>Pass through from Others - see also pass through detail</i>							
Department of Homeland Security (non-specific)	97.000		Y	29,401			29,401
Pilot Demonstration or Earmarked Projects	97.001		Y	78,576			78,576
Centers for Homeland Security	97.061		Y	634,492			634,492
	Agency Totals			<u>745,956</u>	<u>72,764</u>		<u>818,720</u>
<u>US Department of Interior</u>							
Acadia National Park							
<i>Direct Awards</i>							
Department of the Interior (non-specific)	15.000		Y	1,064			1,064
	Agency Totals			<u>1,064</u>			<u>1,064</u>
National Business Center (NBC)							
<i>Direct Awards</i>							
Department of the Interior (non-specific)	15.000		Y	136,128			136,128
<i>Pass through from Others - see also pass through detail</i>							
Department of the Interior (non-specific)	15.000		Y	226			226
	Agency Totals			<u>136,354</u>			<u>136,354</u>
National Park Service							
<i>Direct Awards</i>							

Cluster/Major Agency/Federal Agency/ Award Type/CFDA Prog Title or Award Title	CFDA No.	ARRA	Maj Prog	Urbana	Chicago	Springfield	All campuses
Department of the Interior (non-specific)	15.000		Y	100,078	7,946		108,024
	Agency Totals			<u>100,078</u>	<u>7,946</u>		<u>108,024</u>
United States Geological Survey							
<i>Direct Awards</i>							
Department of the Interior (non-specific)	15.000		Y	68,566			68,566
Assistance to State Water Resources Research Institutes	15.805		Y	16,725			16,725
Earthquake Hazards Reduction Program	15.807		Y	29,383			29,383
U.S. Geological Survey_ Research and Data Collection	15.808		Y	151,992			151,992
National Spatial Data Infrastructure Cooperative Agreements Program	15.809		Y	1,468			1,468
National Cooperative Geologic Mapping Program	15.810		Y	245,000			245,000
Minerals Resources External Research Program	15.816		Y	7,337			7,337
Upper Mississippi River System Long Term Resource Monitoring Program	15.978		Y	756,859			756,859
	Agency Totals			<u>1,277,330</u>			<u>1,277,330</u>
US Bureau of Reclamation							
<i>Pass through from Others - see also pass through detail</i>							
Department of the Interior (non-specific)	15.000		Y	6,265			6,265
	Agency Totals			<u>6,265</u>			<u>6,265</u>
US Department of Interior							
<i>Direct Awards</i>							
Department of the Interior (non-specific)	15.000		Y	55,384			55,384
Coastal Program	15.630		Y	18,649			18,649
<i>Pass through from Others - see also pass through detail</i>							
Department of the Interior (non-specific)	15.000		Y	165			165
<i>Pass through from State of IL - see also pass through detail</i>							
Regulation of Surface Coal Mining and Surface Effects of Underground Coal Mining	15.250		Y	150,708			150,708
	Agency Totals			<u>224,906</u>			<u>224,906</u>
US Fish & Wildlife							
<i>Direct Awards</i>							
Department of the Interior (non-specific)	15.000		Y	59,135			59,135
Fish and Wildlife Management Assistance	15.608		Y	152,138			152,138
African Elephant Conservation Fund	15.620		Y	15,748			15,748
Migratory Bird Joint Ventures	15.637		Y	3,599			3,599

Cluster: 1R&D
Major Agency: US Department of Interior

Cluster/Major Agency/Federal Agency/ Award Type/CFDA Prog Title or Award Title	CFDA No.	ARRA	Maj Prog	Urbana	Chicago	Springfield	All campuses
Tribal Wildlife Grants Program	15.639		Y	26,881			26,881
Challenge Cost Share	15.642		Y	18,894			18,894
Migratory Bird Conservation	15.647		Y	14,456			14,456
<i>Pass through from Others - see also pass through detail</i>							
Department of the Interior (non-specific)	15.000		Y	47,098			47,098
<i>Pass through from State of IL - see also pass through detail</i>							
Sport Fish Restoration Program	15.605		Y	1,677,784			1,677,784
Wildlife Restoration	15.611		Y	992,674			992,674
Cooperative Endangered Species Conservation Fund	15.615		Y	9,874			9,874
State Wildlife Grants	15.634		Y	306,572			306,572
	Agency Totals			<u>3,324,853</u>			<u>3,324,853</u>

US Department of Justice (DOJ)

National Institute of Justice

Direct Awards

Department of Justice (non-specific)	16.000		Y		110,221		110,221
National Institute of Justice Research, Evaluation, and Development Project Grants	16.560		Y		574,949		574,949
	Agency Totals				<u>685,170</u>		<u>685,170</u>

US Department of Justice (DOJ)

Direct Awards

Department of Justice (non-specific)	16.000		Y	2,526			2,526
OVW Technical Assistance Initiative	16.526		Y		75,671		75,671
<i>Pass through from Others - see also pass through detail</i>							
Juvenile Justice and Delinquency Prevention_Allocation to States	16.540		Y		34,945		34,945
Youth Gang Prevention	16.544		Y		-23,430		-23,430
<i>Pass through from State of IL - see also pass through detail</i>							
Juvenile Justice and Delinquency Prevention_Allocation to States	16.540		Y	59,915			59,915
Enforcing Underage Drinking Laws Program	16.727		Y	5,000			5,000
	Agency Totals			<u>67,441</u>	<u>87,186</u>		<u>154,627</u>

US Department of Transportation (DOT)

FAA William J Hughes Technical Center

Direct Awards

Cluster: 1R&D

Major Agency: US Department of Transportation (DOT)

FY10 SEFA

Cluster/Major Agency/Federal Agency/ Award Type/CFDA Prog Title or Award Title	CFDA No.	ARRA	Maj Prog	Urbana	Chicago	Springfield	All campuses
Aviation Research Grants	20.108		Y	97,828			97,828
Air Transportation Centers of Excellence	20.109		Y	2,364,513			2,364,513
Agency Totals				<u>2,462,341</u>			<u>2,462,341</u>
Federal Aviation Administration (FAA)							
<i>Direct Awards</i>							
Department of Transportation (non-specific)	20.000		Y	160,429			160,429
Aviation Research Grants	20.108		Y	163,352			163,352
<i>Pass through from Others - see also pass through detail</i>							
Department of Transportation (non-specific)	20.000		Y		68,994		68,994
Agency Totals				<u>323,781</u>	<u>68,994</u>		<u>392,775</u>
Federal Highway Administration (FHWA)							
<i>Direct Awards</i>							
Department of Transportation (non-specific)	20.000		Y		25,422		25,422
Highway Research and Development Program	20.200		Y		-25,434		-25,434
<i>Pass through from Others - see also pass through detail</i>							
Highway Research and Development Program	20.200		Y	27,256			27,256
<i>Pass through from State of IL - see also pass through detail</i>							
Highway Planning and Construction	20.205		Y		421,022	31,928	452,950
Agency Totals				<u>27,256</u>	<u>421,010</u>	<u>31,928</u>	<u>480,194</u>
Federal Railroad Administration							
<i>Direct Awards</i>							
Department of Transportation (non-specific)	20.000		Y		340,717		340,717
Agency Totals					<u>340,717</u>		<u>340,717</u>
Federal Transit Administration (FTA)							
<i>Direct Awards</i>							
Job Access_Reverse Commute	20.516		Y		105,090		105,090
<i>Pass through from State of IL - see also pass through detail</i>							
Metropolitan Transportation Planning	20.505		Y		97,930		97,930
Job Access_Reverse Commute	20.516		Y		6,628		6,628
Agency Totals					<u>209,648</u>		<u>209,648</u>
National Highway Institute							
<i>Pass through from State of IL - see also pass through detail</i>							

Cluster: 1R&D

Major Agency: US Department of Transportation (DOT)

FY10 SEFA

Cluster/Major Agency/Federal Agency/ Award Type/CFDA Prog Title or Award Title	CFDA No.	ARRA	Maj Prog	Urbana	Chicago	Springfield	All campuses
Highway Planning and Construction	20.205		Y	-34			-34
	Agency Totals			<u>-34</u>			<u>-34</u>
TRB/IDEA Program Office							
<i>Direct Awards</i>							
Department of Transportation (non-specific)	20.000		Y	36,722			36,722
	Agency Totals			<u>36,722</u>			<u>36,722</u>
US Department of Transportation (DOT)							
<i>Direct Awards</i>							
Job Access_Reverse Commute	20.516		Y		71,922		71,922
<i>Pass through from Others - see also pass through detail</i>							
Department of Transportation (non-specific)	20.000		Y	448,540	89,504		538,044
Airport Improvement Program	20.106		Y	336			336
Highway Research and Development Program	20.200		Y	55,213			55,213
Highway Planning and Construction	20.205		Y	4,331			4,331
Transportation Infrastructure Finance and Innovation Act (TIFIA) Program	20.223		Y		41,907		41,907
Public Transportation Research	20.514		Y		47,613		47,613
Pipeline Safety Program Base Grants	20.700		Y		5,415		5,415
PHMSA Pipeline Safety Program One Call Grant	20.721		Y		94,925		94,925
University Transportation Centers (B)	20.760		Y		9,726		9,726
<i>Pass through from State of IL - see also pass through detail</i>							
Highway Planning and Construction	20.205		Y	2,424,917	1,289,979	18,438	3,733,334
State and Community Highway Safety	20.600		Y			254,979	254,979
Safety Belt Performance Grants	20.609		Y			7	7
Incentive Grant Program to Prohibit Racial Profiling	20.611		Y		223,261		223,261
	Agency Totals			<u>2,933,337</u>	<u>1,874,252</u>	<u>273,424</u>	<u>5,081,013</u>
<u>US Environmental Protection Agency (EPA)</u>							
US Environmental Protection Agency (EPA)							
<i>Direct Awards</i>							
Environmental Protection Agency (non-specific)	66.000		Y	40,012			40,012
Regional Wetland Program Development Grants	66.461		Y	97,440			97,440
Great Lakes Program	66.469		Y	21,692	85,270		106,962
Science To Achieve Results (STAR) Research Program	66.509		Y	443,159			443,159

Cluster: 1R&D

Major Agency: US Environmental Protection Agency (EPA)

FY10 SEFA

Cluster/Major Agency/Federal Agency/ Award Type/CFDA Prog Title or Award Title	CFDA No.	ARRA	Maj Prog	Urbana	Chicago	Springfield	All campuses
P3 Award: National Student Design Competition for Sustainability	66.516		Y	56,681			56,681
Research, Development, Monitoring, Public Education, Training, Demonstrations, and Studies	66.716		Y		55		55
Brownfields Training, Research, and Technical Assistance Grants and Cooperative Agreement	66.814		Y	31,148	96,612		127,760
<i>Pass through from Others - see also pass through detail</i>							
Environmental Protection Agency (non-specific)	66.000		Y	93,528	27,009		120,537
Surveys, Studies, Research, Investigations, Demonstrations, and Special Purpose Activities R	66.034		Y	3,832			3,832
Water Pollution Control State, Interstate, and Tribal Program Support	66.419		Y	8,901			8,901
Targeted Watersheds Grants	66.439		Y	41,432			41,432
National Estuary Program	66.456		Y	2,912			2,912
Science To Achieve Results (STAR) Research Program	66.509		Y		93,847		93,847
Regional Environmental Monitoring and Assessment Program (REMAP) Research Projects	66.512		Y	11,750			11,750
Research, Development, Monitoring, Public Education, Training, Demonstrations, and Studies	66.716		Y	14,002			14,002
<i>Pass through from State of IL - see also pass through detail</i>							
Water Pollution Control State, Interstate, and Tribal Program Support	66.419		Y	49,275			49,275
Nonpoint Source Implementation Grants	66.460		Y	454,053			454,053
Water Protection Grants to the States	66.474		Y	40,669			40,669
Performance Partnership Grants	66.605		Y	49,635			49,635
Environmental Information Exchange Network Grant Program and Related Assistance	66.608		Y	31,990			31,990
			Agency Totals	<u>1,492,111</u>	<u>302,793</u>		<u>1,794,904</u>
<u>US Health & Human Services (HHS)</u>							
Administration for Children and Families (ACF)							
<i>Pass through from Others - see also pass through detail</i>							
Welfare Reform Research, Evaluations and National Studies	93.595		Y		63,242		63,242
University Centers for Excellence in Developmental Disabilities Education, Research, and Serv	93.632		Y		76,697		76,697
			Agency Totals		<u>139,939</u>		<u>139,939</u>
Administration on Aging (AOA)							
<i>Pass through from State of IL - see also pass through detail</i>							
Special Programs for the Aging_Title IV_and Title II_Discretionary Projects	93.048		Y		11,390		11,390
			Agency Totals		<u>11,390</u>		<u>11,390</u>
Agency for Healthcare Research and Quality (AHRQ)							
<i>Direct Awards</i>							
Department of Health and Human Services (non-specific)	93.000		Y		-7,670		-7,670

Cluster: 1R&D

Major Agency: US Health & Human Services (HHS)

FY10 SEFA

Cluster/Major Agency/Federal Agency/ Award Type/CFDA Prog Title or Award Title	CFDA No.	ARRA	Maj Prog	Urbana	Chicago	Springfield	All campuses
Research on Healthcare Costs, Quality and Outcomes	93.226		Y		1,367,698		1,367,698
<i>Pass through from Others - see also pass through detail</i>							
Research on Healthcare Costs, Quality and Outcomes	93.226		Y		124,390		124,390
	Agency Totals				<u>1,484,418</u>		<u>1,484,418</u>
Agency for Toxic Substances and Disease Registry (ATSDR)							
<i>Direct Awards</i>							
Great Lakes Human Health Effects Research	93.208		Y	170,575			170,575
	Agency Totals			<u>170,575</u>			<u>170,575</u>
Center for Scientific Review							
<i>Direct Awards</i>							
Department of Health and Human Services (non-specific)	93.000		Y		230,887		230,887
	Agency Totals				<u>230,887</u>		<u>230,887</u>
Centers for Disease Control and Prevention (CDC)							
<i>Direct Awards</i>							
Department of Health and Human Services (non-specific)	93.000		Y		68,659		68,659
Innovations in Applied Public Health Research	93.061		Y		852,660		852,660
Injury Prevention and Control Research and State and Community Based Programs	93.136		Y		70,438		70,438
Disabilities Prevention	93.184		Y		-3,970		-3,970
Occupational Safety and Health Program	93.262		Y	-38,535	1,006,053		967,518
Occupational Safety and Health Training Grants	93.263		Y		1,743		1,743
Centers for Disease Control and Prevention_Investigations and Technical Assistance	93.283		Y		2,809,117		2,809,117
<i>Pass through from Others - see also pass through detail</i>							
Department of Health and Human Services (non-specific)	93.000		Y		14,015		14,015
Innovations in Applied Public Health Research	93.061		Y		335,717		335,717
Injury Prevention and Control Research and State and Community Based Programs	93.136		Y		92,312		92,312
Disabilities Prevention	93.184		Y	1,830			1,830
Occupational Safety and Health Program	93.262		Y		26,888		26,888
Centers for Disease Control and Prevention_Investigations and Technical Assistance	93.283		Y		129,200		129,200
Digestive Diseases and Nutrition Research	93.848		Y		50		50
HIV Demonstration, Research, Public and Professional Education Projects	93.941		Y		403,717		403,717
Cooperative Agreements to Support State-Based Safe Motherhood and Infant Health Initiative	93.946		Y	32,984			32,984
<i>Pass through from State of IL - see also pass through detail</i>							

Cluster: 1R&D

Major Agency: US Health & Human Services (HHS)

FY10 SEFA

Cluster/Major Agency/Federal Agency/ Award Type/CFDA Prog Title or Award Title	CFDA No.	ARRA	Maj Prog	Urbana	Chicago	Springfield	All campuses
Disabilities Prevention	93.184		Y		-58		-58
Centers for Disease Control and Prevention_ Investigations and Technical Assistance	93.283		Y		97,750		97,750
Agency Totals				<u>-3,721</u>	<u>5,904,291</u>		<u>5,900,570</u>
Health Resources and Services Administration (HRSA)							
<i>Direct Awards</i>							
Maternal and Child Health Federal Consolidated Programs	93.110		Y	35,582	1,190,187		1,225,769
Grants to Increase Organ Donations	93.134		Y	193,347			193,347
Health Careers Opportunity Program	93.822		Y		419,421		419,421
Special Projects of National Significance	93.928		Y		374,556		374,556
<i>Pass through from Others - see also pass through detail</i>							
Department of Health and Human Services (non-specific)	93.000		Y		51,738		51,738
Agency Totals				<u>228,929</u>	<u>2,035,902</u>		<u>2,264,831</u>
HRSA/BHPR/DADPHP (Health Resources and Services)							
<i>Pass through from Others - see also pass through detail</i>							
Area Health Education Centers Point of Service Maintenance and Enhancement Awards	93.107		Y		17,312		17,312
Agency Totals					<u>17,312</u>		<u>17,312</u>
John E Fogarty International Center							
<i>Direct Awards</i>							
International Research and Research Training	93.989		Y		819,339		819,339
Agency Totals					<u>819,339</u>		<u>819,339</u>
National Cancer Institute							
<i>Direct Awards</i>							
Department of Health and Human Services (non-specific)	93.000		Y		267,127		267,127
Cancer Cause and Prevention Research	93.393		Y	337,946	3,127,814		3,465,760
Cancer Detection and Diagnosis Research	93.394		Y	2,771,288	516,341		3,287,629
Cancer Treatment Research	93.395		Y	154,303	4,293,163		4,447,466
Cancer Biology Research	93.396		Y	335,105	2,144,589		2,479,694
Cancer Research Manpower	93.398		Y	133,759	595,103		728,862
Cancer Control	93.399		Y		2,460,804		2,460,804
ARRA - Trans-NIH Recovery Act Research Support	93.701	Y	Y	501,937	676,429		1,178,366
<i>Pass through from Others - see also pass through detail</i>							
Department of Health and Human Services (non-specific)	93.000		Y		85,775		85,775

Cluster: 1R&D

Major Agency: US Health & Human Services (HHS)

FY10 SEFA

Cluster/Major Agency/Federal Agency/ Award Type/CFDA Prog Title or Award Title	CFDA No.	ARRA	Maj Prog	Urbana	Chicago	Springfield	All campuses
Cancer Cause and Prevention Research	93.393		Y	109,288	-9,776		99,512
Cancer Detection and Diagnosis Research	93.394		Y	194,589	7,402		201,991
Cancer Treatment Research	93.395		Y		138,653		138,653
Cancer Research Manpower	93.398		Y		15,440		15,440
Cancer Control	93.399		Y	323,712	277,569		601,281
ARRA - Trans-NIH Recovery Act Research Support	93.701	Y	Y	188,375	173,819		362,194
Cardiovascular Diseases Research	93.837		Y	8,047			8,047
	Agency Totals			<u>5,058,349</u>	<u>14,770,252</u>		<u>19,828,601</u>
National Center for Complementary & Alternative Medicine							
<i>Direct Awards</i>							
Research and Training in Complementary and Alternative Medicine	93.213		Y	106	1,356,185		1,356,291
ARRA - Trans-NIH Recovery Act Research Support	93.701	Y	Y		554,506		554,506
<i>Pass through from Others - see also pass through detail</i>							
Research and Training in Complementary and Alternative Medicine	93.213		Y		17,870		17,870
	Agency Totals			<u>106</u>	<u>1,928,561</u>		<u>1,928,667</u>
National Center for Infectious Diseases							
<i>Pass through from Others - see also pass through detail</i>							
Allergy, Immunology and Transplantation Research	93.855		Y		16,927		16,927
	Agency Totals				<u>16,927</u>		<u>16,927</u>
National Center for Injury Prevention and Control							
<i>Direct Awards</i>							
Injury Prevention and Control Research and State and Community Based Programs	93.136		Y	377,245	178,448		555,693
Protection and Advocacy for Individuals with Mental Illness	93.138		Y		271,227		271,227
	Agency Totals			<u>377,245</u>	<u>449,675</u>		<u>826,920</u>
National Center for Research Resources							
<i>Direct Awards</i>							
General Clinical Research Centers	93.333		Y		-1,632		-1,632
National Center for Research Resources	93.389		Y	3,938,075	4,255,186		8,193,261
<i>Pass through from Others - see also pass through detail</i>							
ARRA - Trans-NIH Recovery Act Research Support	93.701	Y	Y	36,712			36,712
	Agency Totals			<u>3,974,787</u>	<u>4,253,554</u>		<u>8,228,341</u>
National Center on Minority Health & Health Disparities							

Cluster: 1R&D

Major Agency: US Health & Human Services (HHS)

FY10 SEFA

Cluster/Major Agency/Federal Agency/ Award Type/CFDA Prog Title or Award Title	CFDA No.	ARRA	Maj Prog	Urbana	Chicago	Springfield	All campuses
<i>Direct Awards</i>							
Minority Health and Health Disparities Research	93.307		Y	-1	591,426		591,425
	Agency Totals			<u>-1</u>	<u>591,426</u>		<u>591,425</u>
National Eye Institute							
<i>Direct Awards</i>							
Family Violence Prevention and Services/Grants for Battered Women's Shelters_Grants to Sta	93.671		Y		147,553		147,553
ARRA - Trans-NIH Recovery Act Research Support	93.701	Y	Y		375,101		375,101
Vision Research	93.867		Y	257,463	4,302,216		4,559,679
<i>Pass through from Others - see also pass through detail</i>							
ARRA - Trans-NIH Recovery Act Research Support	93.701	Y	Y		67,261		67,261
Diabetes, Digestive, and Kidney Diseases Extramural Research	93.847		Y		166		166
Vision Research	93.867		Y		89,061		89,061
	Agency Totals			<u>257,463</u>	<u>4,981,358</u>		<u>5,238,821</u>
National Heart Lung & Blood Institute							
<i>Direct Awards</i>							
Department of Health and Human Services (non-specific)	93.000		Y		316,920		316,920
ARRA - Trans-NIH Recovery Act Research Support	93.701	Y	Y	673,953	2,811,379		3,485,332
Cardiovascular Diseases Research	93.837		Y	478,834	6,696,968		7,175,802
Lung Diseases Research	93.838		Y	567,971	7,254,961		7,822,932
Blood Diseases and Resources Research	93.839		Y	40,484	3,667,418		3,707,902
Diabetes, Digestive, and Kidney Diseases Extramural Research	93.847		Y		24,397		24,397
Child Health and Human Development Extramural Research	93.865		Y		109,465		109,465
<i>Pass through from Others - see also pass through detail</i>							
Department of Health and Human Services (non-specific)	93.000		Y		14,594		14,594
Cardiovascular Diseases Research	93.837		Y	22,036			22,036
Blood Diseases and Resources Research	93.839		Y		94		94
	Agency Totals			<u>1,783,278</u>	<u>20,896,196</u>		<u>22,679,474</u>
National Human Genome Research Institute							
<i>Direct Awards</i>							
Human Genome Research	93.172		Y	276,064	23,127		299,191
<i>Pass through from Others - see also pass through detail</i>							
Human Genome Research	93.172		Y		49,534		49,534

Cluster: 1R&D

Major Agency: US Health & Human Services (HHS)

FY10 SEFA

Cluster/Major Agency/Federal Agency/ Award Type/CFDA Prog Title or Award Title	CFDA No.	ARRA	Maj Prog	Urbana	Chicago	Springfield	All campuses
Agency Totals				<u>276,064</u>	<u>72,661</u>		<u>348,725</u>
National Institute for Occupational Safety & Health							
<i>Direct Awards</i>							
Occupational Safety and Health Program	93.262		Y	67,656	2,165,345		2,233,001
<i>Pass through from Others - see also pass through detail</i>							
Department of Health and Human Services (non-specific)	93.000		Y		6,328		6,328
Agency Totals				<u>67,656</u>	<u>2,171,673</u>		<u>2,239,329</u>
National Institute of Allergy & Infectious Diseases							
<i>Direct Awards</i>							
Department of Health and Human Services (non-specific)	93.000		Y		678,761		678,761
ARRA - Trans-NIH Recovery Act Research Support	93.701	Y	Y	230,075	2,556,930		2,787,005
Allergy, Immunology and Transplantation Research	93.855		Y	2,225,775	6,618,836		8,844,611
Microbiology and Infectious Diseases Research	93.856		Y	472,718	2,287,774		2,760,492
<i>Pass through from Others - see also pass through detail</i>							
Department of Health and Human Services (non-specific)	93.000		Y	15,423	151,247		166,670
Allergy, Immunology and Transplantation Research	93.855		Y	664,319	1,228,150		1,892,469
Microbiology and Infectious Diseases Research	93.856		Y		-29,618		-29,618
Agency Totals				<u>3,608,310</u>	<u>13,492,080</u>		<u>17,100,390</u>
National Institute of Biomedical Imaging & Bioengineering							
<i>Direct Awards</i>							
Discovery and Applied Research for Technological Innovations to Improve Human Health	93.286		Y	927,554	219,525		1,147,079
Child Health and Human Development Extramural Research	93.865		Y	51,453	67,396		118,849
<i>Pass through from Others - see also pass through detail</i>							
Discovery and Applied Research for Technological Innovations to Improve Human Health	93.286		Y	-23	31,941		31,918
Agency Totals				<u>978,984</u>	<u>318,862</u>		<u>1,297,846</u>
National Institute of Child Health & Human Development							
<i>Direct Awards</i>							
Department of Health and Human Services (non-specific)	93.000		Y	188,344	2,733,271		2,921,615
ARRA - Trans-NIH Recovery Act Research Support	93.701	Y	Y	608,672	350,681		959,353
Population Research	93.864		Y	31,954	-15,814		16,140
Child Health and Human Development Extramural Research	93.865		Y	3,601,712	3,218,104		6,819,816
<i>Pass through from Others - see also pass through detail</i>							

Cluster: 1R&D

Major Agency: US Health & Human Services (HHS)

FY10 SEFA

Cluster/Major Agency/Federal Agency/ Award Type/CFDA Prog Title or Award Title	CFDA No.	ARRA	Maj Prog	Urbana	Chicago	Springfield	All campuses
Department of Health and Human Services (non-specific)	93.000		Y		4,628		4,628
Child Health and Human Development Extramural Research	93.865		Y	377,252	73,161		450,413
Agency Totals				<u>4,807,934</u>	<u>6,364,031</u>		<u>11,171,965</u>
National Institute of Dental & Craniofacial Research							
<i>Direct Awards</i>							
Oral Diseases and Disorders Research	93.121		Y	405,155	2,290,005		2,695,160
ARRA - Trans-NIH Recovery Act Research Support	93.701	Y	Y		504,273		504,273
<i>Pass through from Others - see also pass through detail</i>							
Oral Diseases and Disorders Research	93.121		Y		95,277		95,277
Agency Totals				<u>405,155</u>	<u>2,889,555</u>		<u>3,294,710</u>
National Institute of Diabetes & Digestive & Kidney Diseases							
<i>Direct Awards</i>							
Department of Health and Human Services (non-specific)	93.000		Y		929,971		929,971
ARRA - Trans-NIH Recovery Act Research Support	93.701	Y	Y	781,192	380,433		1,161,625
Diabetes, Digestive, and Kidney Diseases Extramural Research	93.847		Y	1,588,148	1,235,212		2,823,360
Digestive Diseases and Nutrition Research	93.848		Y		1,930,410		1,930,410
Kidney Diseases Urology and Hematology Research	93.849		Y		1,842,314		1,842,314
<i>Pass through from Others - see also pass through detail</i>							
ARRA - Trans-NIH Recovery Act Research Support	93.701	Y	Y		83,258		83,258
Diabetes, Digestive, and Kidney Diseases Extramural Research	93.847		Y	20,953	962,779		983,732
Digestive Diseases and Nutrition Research	93.848		Y		6,962		6,962
Kidney Diseases Urology and Hematology Research	93.849		Y		25,962		25,962
Agency Totals				<u>2,390,293</u>	<u>7,397,301</u>		<u>9,787,594</u>
National Institute of Environmental & Health Sciences							
<i>Direct Awards</i>							
Environmental Health	93.113		Y	1,378,285	565,182		1,943,467
Biometry and Risk Estimation Health Risks from	93.115		Y		-418		-418
ARRA - Trans-NIH Recovery Act Research Support	93.701	Y	Y		493,886		493,886
<i>Pass through from Others - see also pass through detail</i>							
NIEHS Superfund Hazardous Substances_Basic Research and Education	93.143		Y	2,763			2,763
Agency Totals				<u>1,381,048</u>	<u>1,058,650</u>		<u>2,439,698</u>
National Institute of General Medical Sciences							

Cluster: 1R&D

Major Agency: US Health & Human Services (HHS)

FY10 SEFA

Cluster/Major Agency/Federal Agency/ Award Type/CFDA Prog Title or Award Title	CFDA No.	ARRA	Maj Prog	Urbana	Chicago	Springfield	All campuses
<i>Direct Awards</i>							
Trans-NIH Research Support	93.310		Y	720,202			720,202
Academic Research Enhancement Award	93.390		Y	329,361	2,581		331,942
Refugee Assistance_Naturalization and Citizenship Activities	93.589		Y		201,579		201,579
ARRA - Trans-NIH Recovery Act Research Support	93.701	Y	Y	1,615,299	555,305		2,170,604
Cell Biology and Biophysics Research	93.821		Y	6,596	13,143		19,739
Biomedical Research and Research Training	93.859		Y	9,909,546	6,108,442		16,017,988
<i>Pass through from Others - see also pass through detail</i>							
ARRA - Trans-NIH Recovery Act Research Support	93.701	Y	Y	18,650	20,158		38,808
Biomedical Research and Research Training	93.859		Y	27,585	622,292		649,877
				<u>Agency Totals</u>	<u>12,627,239</u>	<u>7,523,500</u>	<u>20,150,739</u>
National Institute of Mental Health							
<i>Direct Awards</i>							
Mental Health Research Grants	93.242		Y	2,015,044	8,483,127		10,498,171
Mental Health Research Career/Scientist Development Awards	93.281		Y		959,135		959,135
Mental Health National Research Service Awards for Research Training	93.282		Y	-1,627	163,477		161,850
ARRA - Trans-NIH Recovery Act Research Support	93.701	Y	Y		359,430		359,430
<i>Pass through from Others - see also pass through detail</i>							
Department of Health and Human Services (non-specific)	93.000		Y		7,062		7,062
Mental Health Research Grants	93.242		Y	146,338	90,374		236,712
				<u>Agency Totals</u>	<u>2,159,755</u>	<u>10,062,605</u>	<u>12,222,360</u>
National Institute of Neurological Disorders & Stroke							
<i>Direct Awards</i>							
ARRA - Trans-NIH Recovery Act Research Support	93.701	Y	Y	78,281	170,490		248,771
Extramural Research Programs in the Neurosciences and Neurological Disorders	93.853		Y	710,093	4,984,880		5,694,973
<i>Pass through from Others - see also pass through detail</i>							
Extramural Research Programs in the Neurosciences and Neurological Disorders	93.853		Y		72		72
				<u>Agency Totals</u>	<u>788,374</u>	<u>5,155,442</u>	<u>5,943,816</u>
National Institute of Nursing Research							
<i>Direct Awards</i>							
Nursing Research	93.361		Y	13,902	3,085,106		3,099,008
ARRA - Trans-NIH Recovery Act Research Support	93.701	Y	Y		339,074		339,074

Cluster: 1R&D

Major Agency: US Health & Human Services (HHS)

FY10 SEFA

Cluster/Major Agency/Federal Agency/ Award Type/CFDA Prog Title or Award Title	CFDA No.	ARRA	Maj Prog	Urbana	Chicago	Springfield	All campuses
<i>Pass through from Others - see also pass through detail</i>							
Nursing Research	93.361		Y	23,207	127,932		151,139
Agency Totals				<u>37,109</u>	<u>3,552,112</u>		<u>3,589,221</u>
National Institute on Aging							
<i>Direct Awards</i>							
Cancer Cause and Prevention Research	93.393		Y		167,011		167,011
ARRA - Trans-NIH Recovery Act Research Support	93.701	Y	Y	291,815			291,815
Aging Research	93.866		Y	3,817,358	5,229,410		9,046,768
<i>Pass through from Others - see also pass through detail</i>							
Aging Research	93.866		Y		201,081		201,081
Agency Totals				<u>4,109,173</u>	<u>5,597,502</u>		<u>9,706,675</u>
National Institute on Alcohol Abuse & Alcoholism							
<i>Direct Awards</i>							
Alcohol National Research Service Awards for Research Training	93.272		Y		23,063		23,063
Alcohol Research Programs	93.273		Y	87,610	2,348,682		2,436,292
ARRA - Trans-NIH Recovery Act Research Support	93.701	Y	Y	653,756	635,174		1,288,930
Agency Totals				<u>741,366</u>	<u>3,006,919</u>		<u>3,748,285</u>
National Institute on Deafness & Other Hearing Disorders							
<i>Direct Awards</i>							
Research Related to Deafness and Communication Disorders	93.173		Y	414,040	116,853		530,893
<i>Pass through from Others - see also pass through detail</i>							
Research Related to Deafness and Communication Disorders	93.173		Y	62,943			62,943
Agency Totals				<u>476,983</u>	<u>116,853</u>		<u>593,836</u>
National Institute on Drug Abuse							
<i>Direct Awards</i>							
Drug Abuse and Addiction Research Programs	93.279		Y	298,157	3,189,062		3,487,219
ARRA - Trans-NIH Recovery Act Research Support	93.701	Y	Y		236,189		236,189
<i>Pass through from Others - see also pass through detail</i>							
Department of Health and Human Services (non-specific)	93.000		Y		22,294		22,294
Drug Abuse and Addiction Research Programs	93.279		Y		13,310		13,310
Agency Totals				<u>298,157</u>	<u>3,460,855</u>		<u>3,759,012</u>
National Institutes of Health (NIH)							

Cluster: 1R&D

Major Agency: US Health & Human Services (HHS)

FY10 SEFA

Cluster/Major Agency/Federal Agency/ Award Type/CFDA Prog Title or Award Title	CFDA No.	ARRA	Maj Prog	Urbana	Chicago	Springfield	All campuses
<i>Direct Awards</i>							
Department of Health and Human Services (non-specific)	93.000		Y	358,056	1,560,035		1,918,091
Innovations in Applied Public Health Research	93.061		Y		36,336		36,336
Environmental Health	93.113		Y	-6,582			-6,582
Oral Diseases and Disorders Research	93.121		Y	269,199	33,051		302,250
Human Genome Research	93.172		Y	89,349			89,349
Research Related to Deafness and Communication Disorders	93.173		Y	-343	341,897		341,554
Research and Training in Complementary and Alternative Medicine	93.213		Y		254,345		254,345
Research on Healthcare Costs, Quality and Outcomes	93.226		Y		377		377
Mental Health Research Grants	93.242		Y	787,143	1,567,102		2,354,245
Occupational Safety and Health Program	93.262		Y	63,829			63,829
Alcohol Research Career Development Awards for Scientists and Clinicians	93.271		Y		111,982		111,982
Alcohol Research Programs	93.273		Y	2	523,150		523,152
Drug Abuse and Addiction Research Programs	93.279		Y	1,849,711	995,803	6,378	2,851,892
Mental Health Research Career/Scientist Development Awards	93.281		Y	153,411	300,459		453,870
Mental Health National Research Service Awards for Research Training	93.282		Y		35,628		35,628
Discovery and Applied Research for Technological Innovations to Improve Human Health	93.286		Y	1,469,741	516,705		1,986,446
Bioinformatics and Computational Biology Research (B)	93.309		Y	6,784			6,784
Trans-NIH Research Support	93.310		Y	524,424	21,507		545,931
Nursing Research	93.361		Y	227,242	497,119		724,361
National Center for Research Resources	93.389		Y		96,677		96,677
Cancer Cause and Prevention Research	93.393		Y	270,111	2,493,484		2,763,595
Cancer Detection and Diagnosis Research	93.394		Y	585,303	200,528		785,831
Cancer Treatment Research	93.395		Y	70,035	1,158,522		1,228,557
Cancer Biology Research	93.396		Y	34,073	671,059		705,132
Cancer Research Manpower	93.398		Y		593,861		593,861
Cancer Control	93.399		Y		-7,845		-7,845
Youth Initiative/Youth Gangs	93.660		Y	275,219			275,219
ARRA - Trans-NIH Recovery Act Research Support	93.701	Y	Y		4,618,307	22,205	4,640,512
ARRA - National Center for Research Resources, Recovery Act Construction Support	93.702	Y	Y		128,340		128,340
Cell Biology and Biophysics Research	93.821		Y	1,180			1,180
Cardiovascular Diseases Research	93.837		Y	711,413	3,856,201		4,567,614

Cluster: 1R&D

Major Agency: US Health & Human Services (HHS)

FY10 SEFA

Cluster/Major Agency/Federal Agency/ Award Type/CFDA Prog Title or Award Title	CFDA No.	ARRA	Maj Prog	Urbana	Chicago	Springfield	All campuses
Lung Diseases Research	93.838		Y		1,420,391		1,420,391
Blood Diseases and Resources Research	93.839		Y	198,873	2,016,790		2,215,663
Arthritis, Musculoskeletal and Skin Diseases Research	93.846		Y	478,000			478,000
Diabetes, Digestive, and Kidney Diseases Extramural Research	93.847		Y	1,115,247	784,697		1,899,944
Digestive Diseases and Nutrition Research	93.848		Y	91,102	278,306		369,408
Extramural Research Programs in the Neurosciences and Neurological Disorders	93.853		Y	679,907	891,905		1,571,812
Allergy, Immunology and Transplantation Research	93.855		Y	585,757	774,784		1,360,541
Biomedical Research and Research Training	93.859		Y	7,170,224	2,300,476		9,470,700
Child Health and Human Development Extramural Research	93.865		Y	843,144	2,146,840		2,989,984
Aging Research	93.866		Y	1,509,032	1,325,002		2,834,034
Vision Research	93.867		Y	1,349,417	295,943		1,645,360
<i>Pass through from Others - see also pass through detail</i>							
Department of Health and Human Services (non-specific)	93.000		Y	218,009	471,644		689,653
Environmental Health	93.113		Y	162,617	35,369		197,986
Oral Diseases and Disorders Research	93.121		Y	-3,566	66,706		63,140
Centers for Research and Demonstration for Health Promotion and Disease Prevention	93.135		Y		6,618		6,618
NIEHS Superfund Hazardous Substances_Basic Research and Education	93.143		Y		128,097		128,097
Human Genome Research	93.172		Y	117,920			117,920
Research Related to Deafness and Communication Disorders	93.173		Y	58,989	263,308		322,297
Research and Training in Complementary and Alternative Medicine	93.213		Y	47,055	92,815		139,870
Research on Healthcare Costs, Quality and Outcomes	93.226		Y		46,660		46,660
National Center on Sleep Disorders Research	93.233		Y		3,309		3,309
State Rural Hospital Flexibility Program	93.241		Y		-85		-85
Mental Health Research Grants	93.242		Y		447,814		447,814
Substance Abuse and Mental Health Services_Projects of Regional and National Significance	93.243		Y		258,239		258,239
Alcohol National Research Service Awards for Research Training	93.272		Y		1,441		1,441
Drug Abuse and Addiction Research Programs	93.279		Y		519,588		519,588
Discovery and Applied Research for Technological Innovations to Improve Human Health	93.286		Y	91,593			91,593
Nursing Research	93.361		Y		20,182		20,182
National Center for Research Resources	93.389		Y	151,715			151,715
Cancer Cause and Prevention Research	93.393		Y		712,890		712,890
Cancer Detection and Diagnosis Research	93.394		Y		223,315		223,315

Cluster: 1R&D

Major Agency: US Health & Human Services (HHS)

FY10 SEFA

Cluster/Major Agency/Federal Agency/ Award Type/CFDA Prog Title or Award Title	CFDA No.	ARRA	Maj Prog	Urbana	Chicago	Springfield	All campuses
Cancer Treatment Research	93.395		Y		588,935		588,935
Cancer Biology Research	93.396		Y	332,269			332,269
Cancer Control	93.399		Y	29,284	20,210		49,494
Voting Access for Individuals with Disabilities-Grants for Protection and Advocacy Systems	93.618		Y		2,276		2,276
ARRA - Trans-NIH Recovery Act Research Support	93.701	Y	Y	56,401	729,417		785,818
Cardiovascular Diseases Research	93.837		Y		717,559		717,559
Lung Diseases Research	93.838		Y		53,999		53,999
Blood Diseases and Resources Research	93.839		Y	114,060	5,802		119,862
Diabetes, Digestive, and Kidney Diseases Extramural Research	93.847		Y		104,888		104,888
Kidney Diseases Urology and Hematology Research	93.849		Y		252,632		252,632
Extramural Research Programs in the Neurosciences and Neurological Disorders	93.853		Y	181,201	175,244		356,445
Allergy, Immunology and Transplantation Research	93.855		Y	-4,392	232,266		227,874
Microbiology and Infectious Diseases Research	93.856		Y	13,158	208,643		221,801
Biomedical Research and Research Training	93.859		Y	278,543	594,594		873,137
Child Health and Human Development Extramural Research	93.865		Y	778,077	86,485		864,562
Aging Research	93.866		Y	114,833	18,485		133,318
Vision Research	93.867		Y	365,620	11,769		377,389
<i>Pass through from State of IL - see also pass through detail</i>							
Centers for Disease Control and Prevention_Investigations and Technical Assistance	93.283		Y		-3,646		-3,646
Agency Totals				<u>24,863,389</u>	<u>39,937,232</u>	<u>28,583</u>	<u>64,829,204</u>
National Library of Medicine							
<i>Direct Awards</i>							
Medical Library Assistance	93.879		Y		81,466		81,466
<i>Pass through from Others - see also pass through detail</i>							
ARRA - Trans-NIH Recovery Act Research Support	93.701	Y	Y	12,707			12,707
Agency Totals				<u>12,707</u>	<u>81,466</u>		<u>94,173</u>
Natl Center for Chronic Disease Prev & Health Promotion							
<i>Direct Awards</i>							
Centers for Research and Demonstration for Health Promotion and Disease Prevention	93.135		Y		753,167		753,167
Agency Totals					<u>753,167</u>		<u>753,167</u>
Natl Inst of Arthritis & Musculoskeletal & Skin Diseases							
<i>Direct Awards</i>							

Cluster: 1R&D

Major Agency: US Health & Human Services (HHS)

FY10 SEFA

Cluster/Major Agency/Federal Agency/ Award Type/CFDA Prog Title or Award Title	CFDA No.	ARRA	Maj Prog	Urbana	Chicago	Springfield	All campuses
ARRA - Trans-NIH Recovery Act Research Support	93.701	Y	Y	38,269			38,269
Arthritis, Musculoskeletal and Skin Diseases Research	93.846		Y	673,295	4,521		677,816
Agency Totals				<u>711,564</u>	<u>4,521</u>		<u>716,085</u>
Substance Abuse & Mental Health Services Admin (SAMHSA)							
<i>Direct Awards</i>							
Department of Health and Human Services (non-specific)	93.000		Y		30,394		30,394
Substance Abuse and Mental Health Services_Projects of Regional and National Significance	93.243		Y		92,112		92,112
<i>Pass through from Others - see also pass through detail</i>							
Department of Health and Human Services (non-specific)	93.000		Y		154,420		154,420
Substance Abuse and Mental Health Services_Projects of Regional and National Significance	93.243		Y		28,574		28,574
<i>Pass through from State of IL - see also pass through detail</i>							
Substance Abuse and Mental Health Services_Projects of Regional and National Significance	93.243		Y		52,565		52,565
Agency Totals					<u>358,065</u>		<u>358,065</u>
US Health & Human Services (HHS)							
<i>Direct Awards</i>							
Department of Health and Human Services (non-specific)	93.000		Y		1,858,898		1,858,898
Medical Reserve Corps Small Grant Program	93.008		Y		277,769		277,769
Drug Abuse and Addiction Research Programs	93.279		Y		201,516		201,516
University Centers for Excellence in Developmental Disabilities Education, Research, and Serv	93.632		Y		651,581		651,581
ARRA - Strategic Health IT Advanced Research Projects (SHARP)	93.728	Y	Y	24,093			24,093
Extramural Research Programs in the Neurosciences and Neurological Disorders	93.853		Y		43,852		43,852
<i>Pass through from Others - see also pass through detail</i>							
Department of Health and Human Services (non-specific)	93.000		Y		838,065		838,065
Maternal and Child Health Federal Consolidated Programs	93.110		Y		45,481		45,481
Childhood Lead Poisoning Prevention Projects_State and Local Childhood Lead Poisoning Pre	93.197		Y		49,302		49,302
Research and Training in Complementary and Alternative Medicine	93.213		Y		457		457
Drug Abuse and Addiction Research Programs	93.279		Y		-13,750		-13,750
Discovery and Applied Research for Technological Innovations to Improve Human Health	93.286		Y		93,950		93,950
Minority Health and Health Disparities Research	93.307		Y		141,200		141,200
Cancer Cause and Prevention Research	93.393		Y		6,975		6,975
Cancer Treatment Research	93.395		Y		196,799		196,799
Cancer Control	93.399		Y		287,654		287,654

Cluster: 1R&D

Major Agency: US Health & Human Services (HHS)

FY10 SEFA

Cluster/Major Agency/Federal Agency/ Award Type/CFDA Prog Title or Award Title	CFDA No.	ARRA	Maj Prog	Urbana	Chicago	Springfield	All campuses
Developmental Disabilities Projects of National Significance	93.631		Y		49,981		49,981
University Centers for Excellence in Developmental Disabilities Education, Research, and Serv	93.632		Y		52,898		52,898
ARRA - Trans-NIH Recovery Act Research Support	93.701	Y	Y		16,061		16,061
Arthritis, Musculoskeletal and Skin Diseases Research	93.846		Y		211,482		211,482
Kidney Diseases Urology and Hematology Research	93.849		Y		82,107		82,107
Extramural Research Programs in the Neurosciences and Neurological Disorders	93.853		Y		-10,292		-10,292
Allergy, Immunology and Transplantation Research	93.855		Y		175,810		175,810
Child Health and Human Development Extramural Research	93.865		Y		563,918		563,918
Family and Community Violence Prevention Program	93.910		Y		16,034		16,034
HIV Demonstration, Research, Public and Professional Education Projects	93.941		Y		212,093		212,093
International Research and Research Training	93.989		Y	-457			-457
<i>Pass through from State of IL - see also pass through detail</i>							
Department of Health and Human Services (non-specific)	93.000		Y		866		866
Public Health Emergency Preparedness	93.069		Y		77,767		77,767
Substance Abuse and Mental Health Services_Projects of Regional and National Significance	93.243		Y	233,357			233,357
Centers for Disease Control and Prevention_Investigations and Technical Assistance	93.283		Y		14,783		14,783
Assistance Programs for Chronic Disease Prevention and Control	93.945		Y		-421		-421
Block Grants for Prevention and Treatment of Substance Abuse	93.959		Y	923,250		16,087	939,337
Adolescent Family Life_Demonstration Projects	93.995		Y	23,200			23,200
Agency Totals				<u>1,203,443</u>	<u>6,142,836</u>	<u>16,087</u>	<u>7,362,366</u>

US Library of Congress

US Library of Congress

Direct Awards

Library of Congress (non-specific)	42.000		Y	240,905			240,905
Library of Congress Constituent and Collection Services	42.006		Y	191,565			191,565
Agency Totals				<u>432,470</u>			<u>432,470</u>

US NASA

Ames Research Center

Direct Awards

National Aeronautics and Space Administration (non-specific)	43.000		Y	462,566			462,566
Agency Totals				<u>462,566</u>			<u>462,566</u>

Cluster/Major Agency/Federal Agency/ Award Type/CFDA Prog Title or Award Title	CFDA No.	ARRA	Maj Prog	Urbana	Chicago	Springfield	All campuses
Glenn Research Center at Lewis Field							
<i>Direct Awards</i>							
National Aeronautics and Space Administration (non-specific)	43.000		Y	216,229			216,229
Agency Totals				<u>216,229</u>			<u>216,229</u>
Goddard Space Flight Center							
<i>Direct Awards</i>							
National Aeronautics and Space Administration (non-specific)	43.000		Y	997,882	42,731		1,040,613
Agency Totals				<u>997,882</u>	<u>42,731</u>		<u>1,040,613</u>
Jet Propulsion Laboratory							
<i>Direct Awards</i>							
National Aeronautics and Space Administration (non-specific)	43.000		Y	162,645			162,645
Agency Totals				<u>162,645</u>			<u>162,645</u>
Langley Research Center							
<i>Direct Awards</i>							
National Aeronautics and Space Administration (non-specific)	43.000		Y	218,135			218,135
Agency Totals				<u>218,135</u>			<u>218,135</u>
NASA Headquarters							
<i>Direct Awards</i>							
National Aeronautics and Space Administration (non-specific)	43.000		Y		2,602		2,602
<i>Pass through from Others - see also pass through detail</i>							
National Aeronautics and Space Administration (non-specific)	43.000		Y	204,810			204,810
Agency Totals				<u>204,810</u>	<u>2,602</u>		<u>207,412</u>
NASA Shared Services Center							
<i>Direct Awards</i>							
National Aeronautics and Space Administration (non-specific)	43.000		Y	1,239,669	706,702		1,946,371
Aeronautics	43.002		Y		40,645		40,645
<i>Pass through from Others - see also pass through detail</i>							
Science	43.001		Y		17,533		17,533
Agency Totals				<u>1,239,669</u>	<u>764,880</u>		<u>2,004,549</u>
US NASA							
<i>Direct Awards</i>							
National Aeronautics and Space Administration (non-specific)	43.000		Y	1,088,475			1,088,475

Cluster: 1R&D
Major Agency: US NASA

Cluster/Major Agency/Federal Agency/ Award Type/CFDA Prog Title or Award Title	CFDA No.	ARRA	Maj Prog	Urbana	Chicago	Springfield	All campuses
<i>Pass through from Others - see also pass through detail</i>							
National Aeronautics and Space Administration (non-specific)	43.000		Y	1,334,700	25,653	6,916	1,367,269
Agency Totals				<u>2,423,175</u>	<u>25,653</u>	<u>6,916</u>	<u>2,455,744</u>
<u>US National Endowment for the Arts (NEA)</u>							
US National Endowment for the Arts (NEA)							
<i>Direct Awards</i>							
Promotion of the Arts Leadership Initiatives	45.026		Y		21,387		21,387
<i>Pass through from Others - see also pass through detail</i>							
Promotion of the Humanities_Office of Digital Humanities	45.169		Y	10,000			10,000
Agency Totals				<u>10,000</u>	<u>21,387</u>		<u>31,387</u>
<u>US National Endowment for the Humanities (NEH)</u>							
US National Endowment for the Humanities (NEH)							
<i>Direct Awards</i>							
Promotion of the Humanities_Federal/State Partnership	45.129		Y	5,000			5,000
Promotion of the Humanities_Research	45.161		Y		53,846		53,846
Promotion of the Humanities_Office of Digital Humanities	45.169		Y	22,955			22,955
Agency Totals				<u>27,955</u>	<u>53,846</u>		<u>81,801</u>
<u>US National Science Foundation (NSF)</u>							
US National Science Foundation (NSF)							
<i>Direct Awards</i>							
National Science Foundation (non-specific)	47.000		Y	292,523	643,347		935,870
Engineering Grants	47.041		Y	15,348,081	3,065,462		18,413,543
Mathematical and Physical Sciences	47.049		Y	19,149,500	3,816,600		22,966,100
Geosciences	47.050		Y	3,705,315	53,921		3,759,236
Computer and Information Science and Engineering	47.070		Y	19,523,654	4,480,705	10,322	24,014,681
Biological Sciences	47.074		Y	5,327,391	1,308,943	10,249	6,646,583
Social, Behavioral, and Economic Sciences	47.075		Y	1,926,724	267,871	34,246	2,228,841
Education and Human Resources	47.076		Y	2,539,467	4,230,264	1,134	6,770,865
Polar Programs	47.078		Y	377,368			377,368
International Science and Engineering (OISE)	47.079		Y	9,424	20,767		30,191
Office of Cyberinfrastructure	47.080		Y	15,823,118			15,823,118

Cluster: 1R&D

Major Agency: US National Science Foundation (NSF)

FY10 SEFA

Cluster/Major Agency/Federal Agency/ Award Type/CFDA Prog Title or Award Title	CFDA No.	ARRA	Maj Prog	Urbana	Chicago	Springfield	All campuses
ARRA - Trans-NSF Recovery Act Reasearch Support	47.082	Y	Y	7,305,533	1,936,535		9,242,068
<i>Pass through from Others - see also pass through detail</i>							
National Science Foundation (non-specific)	47.000		Y	16,665			16,665
Engineering Grants	47.041		Y	2,313,163	139,862		2,453,025
Mathematical and Physical Sciences	47.049		Y	1,939,453	34,600		1,974,053
Geosciences	47.050		Y	472,047	13,995		486,042
Computer and Information Science and Engineering	47.070		Y	2,748,194			2,748,194
Biological Sciences	47.074		Y	507,531	87,916		595,447
Social, Behavioral, and Economic Sciences	47.075		Y	472,028	22,538		494,566
Education and Human Resources	47.076		Y	453,679	262,658	15,399	731,736
Polar Programs	47.078		Y	83,872	109,653		193,525
International Science and Engineering (OISE)	47.079		Y	10,113	215,760		225,873
Office of Cyberinfrastructure	47.080		Y	2,956,384	16,588		2,972,972
Office of Experimental Program to Stimulate Competitive Research	47.081		Y		53,965		53,965
ARRA - Trans-NSF Recovery Act Reasearch Support	47.082	Y	Y	297,586			297,586
Agency Totals				<u>103,598,813</u>	<u>20,781,950</u>	<u>71,350</u>	<u>124,452,113</u>

US Small Business Administration

US Small Business Administration

Direct Awards

Small Business Administration (non-specific)	59.000		Y	-14,185			-14,185
Agency Totals				<u>-14,185</u>			<u>-14,185</u>

Veterans Administration (VA)

Jesse Brown VA Medical Center

Direct Awards

Department of Veterans' Affairs (non-specific)	64.000		Y		1,619,822		1,619,822
Agency Totals					<u>1,619,822</u>		<u>1,619,822</u>

VA Hines Hospital

Direct Awards

Department of Veterans' Affairs (non-specific)	64.000		Y		311,375		311,375
Agency Totals					<u>311,375</u>		<u>311,375</u>

Veterans Administration (VA)

Cluster/Major Agency/Federal Agency/ Award Type/CFDA Prog Title or Award Title	CFDA No.	ARRA	Maj Prog	Urbana	Chicago	Springfield	All campuses
<i>Direct Awards</i>							
Department of Veterans' Affairs (non-specific)	64.000		Y		15,028		15,028
Veterans Information and Assistance	64.115		Y	23,916			23,916
Agency Totals				<u>23,916</u>	<u>15,028</u>		<u>38,944</u>

Vietnam Education Foundation

Vietnam Education Foundation

Direct Awards

Vietnam Educational Foundation	99.unk		Y		26,999		26,999
Agency Totals					<u>26,999</u>		<u>26,999</u>
Cluster Totals				<u>308,260,256</u>	<u>232,376,201</u>	<u>441,946</u>	<u>541,078,403</u>

Cluster: Aging

US Health & Human Services (HHS)

Administration on Aging (AOA)

Pass through from Others - see also pass through detail

Special Programs for the Aging_Title III, Part B_Grants for Supportive Services and Senior Ce	93.044		N		3,190		3,190
Special Programs for the Aging_Title III, Part C_Nutrition Services	93.045		N		3,190		3,190
Agency Totals					<u>6,380</u>		<u>6,380</u>

US Health & Human Services (HHS)

Pass through from State of IL - see also pass through detail

Special Programs for the Aging_Title III, Part B_Grants for Supportive Services and Senior Ce	93.044		N		2,063,233		2,063,233
Agency Totals					<u>2,063,233</u>		<u>2,063,233</u>
Cluster Totals					<u>2,069,613</u>		<u>2,069,613</u>

Cluster: CCDF

US Health & Human Services (HHS)

US Health & Human Services (HHS)

Pass through from State of IL - see also pass through detail

Child Care and Development Block Grant	93.575		Y	918,948			918,948
Child Care Mandatory and Matching Funds of the Child Care and Development Fund	93.596		Y	709,353			709,353
ARRA Child Care and Development Block Grant	93.713	Y	Y	64,921			64,921
Agency Totals				<u>1,693,222</u>			<u>1,693,222</u>

Cluster: CCDF

Major Agency: US Health & Human Services (HHS)

FY10 SEFA

Cluster/Major Agency/Federal Agency/ Award Type/CFDA Prog Title or Award Title	CFDA No.	ARRA	Maj Prog	Urbana	Chicago	Springfield	All campuses
Cluster Totals				<u>1,693,222</u>			<u>1,693,222</u>

Cluster: CDBG - Entitlement Grants

Housing & Urban Development (HUD)

Housing & Urban Development (HUD)

Pass through from Others - see also pass through detail

Community Development Block Grants/Entitlement Grants

14.218 N 1,348 17,492 18,840

Agency Totals 1,348 17,492 18,840

Cluster Totals **1,348** **17,492** **18,840**

Cluster: CDBG - State Administered Small Cities Program

Housing & Urban Development (HUD)

Housing & Urban Development (HUD)

Pass through from State of IL - see also pass through detail

Community Development Block Grants/State's program and Non-Entitlement Grants in Hawaii

14.228 N 17,589 17,589

Agency Totals 17,589 17,589

Cluster Totals **17,589** **17,589**

Cluster: Child Nutrition

US Department of Agriculture (USDA)

US Department of Agriculture (USDA)

Pass through from Others - see also pass through detail

Summer Food Service Program for Children

10.559 N -3,052 -3,052

Pass through from State of IL - see also pass through detail

Special Milk Program for Children

10.556 N 2,494 2,494

Summer Food Service Program for Children

10.559 N 10,112 6,762 16,874

Agency Totals 12,606 3,710 16,316

Cluster Totals **12,606** **3,710** **16,316**

Cluster: Educational Technology State Grants

US Department of Education

US Department of Education

Cluster: Educational Technology State Grants

Major Agency: US Department of Education

FY10 SEFA

Cluster/Major Agency/Federal Agency/ Award Type/CFDA Prog Title or Award Title	CFDA No.	ARRA	Maj Prog	Urbana	Chicago	Springfield	All campuses
<i>Pass through from Others - see also pass through detail</i>							
Education Technology State Grants, Recovery Act	84.386		N	13,854			13,854
	Agency Totals			<u>13,854</u>			<u>13,854</u>
	Cluster Totals			<u>13,854</u>			<u>13,854</u>

Cluster: Fish and Wildlife

US Department of Interior

US Fish & Wildlife

Pass through from State of IL - see also pass through detail

Wildlife Restoration	15.611		N	75,500			75,500
	Agency Totals			<u>75,500</u>			<u>75,500</u>
	Cluster Totals			<u>75,500</u>			<u>75,500</u>

Cluster: Head Start

US Health & Human Services (HHS)

Administration for Children and Families (ACF)

Pass through from Others - see also pass through detail

Head Start	93.600		N		-44		-44
	Agency Totals				<u>-44</u>		<u>-44</u>

National Institutes of Health (NIH)

Direct Awards

Head Start	93.600		N	9,926			9,926
------------	--------	--	---	-------	--	--	-------

Pass through from Others - see also pass through detail

Head Start	93.600		N	186,568			186,568
	Agency Totals			<u>196,494</u>			<u>196,494</u>

US Health & Human Services (HHS)

Pass through from Others - see also pass through detail

Head Start	93.600		N		3,304,604		3,304,604
	Agency Totals				<u>3,304,604</u>		<u>3,304,604</u>
	Cluster Totals			<u>196,494</u>	<u>3,304,560</u>		<u>3,501,054</u>

Cluster: Highway Planning and Construction

Cluster: Highway Planning and Construction
Major Agency: US Department of Transportation (DOT)

Cluster/Major Agency/Federal Agency/ Award Type/CFDA Prog Title or Award Title	CFDA No.	ARRA	Maj Prog	Urbana	Chicago	Springfield	All campuses
<u>US Department of Transportation (DOT)</u>							
Federal Highway Administration (FHWA)							
<i>Direct Awards</i>							
Highway Planning and Construction	20.205		N	33,065			33,065
Agency Totals				<u>33,065</u>			<u>33,065</u>
US Department of Transportation (DOT)							
<i>Pass through from State of IL - see also pass through detail</i>							
Highway Planning and Construction	20.205		N	45,500			45,500
Agency Totals				<u>45,500</u>			<u>45,500</u>
Cluster Totals				<u>78,565</u>			<u>78,565</u>
<u>Cluster: Highway Safety</u>							
<u>US Department of Transportation (DOT)</u>							
US Department of Transportation (DOT)							
<i>Pass through from State of IL - see also pass through detail</i>							
State and Community Highway Safety	20.600		N			1,316,816	1,316,816
Alcohol Impaired Driving Countermeasures Incentive Grants I	20.601		N			303,860	303,860
Occupant Protection Incentive Grants	20.602		N		-30,861		-30,861
Safety Belt Performance Grants	20.609		N			320,298	320,298
Agency Totals					<u>-30,861</u>	<u>1,940,974</u>	<u>1,910,113</u>
Cluster Totals					<u>-30,861</u>	<u>1,940,974</u>	<u>1,910,113</u>
<u>Cluster: Homeland Security</u>							
<u>US Department of Homeland Security(USDHS)</u>							
US Department of Homeland Security(USDHS)							
<i>Pass through from Others - see also pass through detail</i>							
Homeland Security Grant Program	97.067		Y	145,881	154,250		300,131
<i>Pass through from State of IL - see also pass through detail</i>							
Homeland Security Grant Program	97.067		Y	3,028,643			3,028,643
Agency Totals				<u>3,174,524</u>	<u>154,250</u>		<u>3,328,774</u>
Cluster Totals				<u>3,174,524</u>	<u>154,250</u>		<u>3,328,774</u>

Cluster: Homeland Security
Major Agency: US Department of Homeland Security(USDHS)

Cluster: Other Programs

Corporation for National & Community Service

Corporation for National & Community Service

Pass through from Others - see also pass through detail

AmeriCorps	94.006		N		179,914		179,914
------------	--------	--	---	--	---------	--	---------

Pass through from State of IL - see also pass through detail

AmeriCorps	94.006		N		246,150		246,150
------------	--------	--	---	--	---------	--	---------

ARRA - AmeriCorps	94.006	Y	N		100,228		100,228
-------------------	--------	---	---	--	---------	--	---------

AmeriCorps	94.007		N		658		658
------------	--------	--	---	--	-----	--	-----

Agency Totals					<u>526,950</u>		<u>526,950</u>
---------------	--	--	--	--	----------------	--	----------------

Housing & Urban Development (HUD)

Housing & Urban Development (HUD)

Pass through from Others - see also pass through detail

Community Development Block Grants/Entitlement Grants	14.218		N		184		184
-------------------------------------------------------	--------	--	---	--	-----	--	-----

Supportive Housing Program	14.235		N		29,275		29,275
----------------------------	--------	--	---	--	--------	--	--------

Housing Opportunities for Persons with AIDS	14.241		N		40,145		40,145
---------------------------------------------	--------	--	---	--	--------	--	--------

Central Illinois FRIENDS Of PWA Homelessness Prevention And Rapid Re Housing Program	14.unk		N		13,818		13,818
--------------------------------------------------------------------------------------	--------	--	---	--	--------	--	--------

Pass through from State of IL - see also pass through detail

Housing Opportunities for Persons with AIDS	14.241		N		202,335		202,335
---------------------------------------------	--------	--	---	--	---------	--	---------

Agency Totals					<u>285,757</u>		<u>285,757</u>
---------------	--	--	--	--	----------------	--	----------------

Institute of Museum & Library Services (IMLS)

Institute of Museum & Library Services (IMLS)

Direct Awards

Museums for America	45.301		N		14,854		14,854
---------------------	--------	--	---	--	--------	--	--------

21st Century Museum Professionals	45.307		N	70,145			70,145
-----------------------------------	--------	--	---	--------	--	--	--------

Laura Bush 21st Century Librarian Program	45.313		N	1,967,044			1,967,044
-------------------------------------------	--------	--	---	-----------	--	--	-----------

Pass through from Others - see also pass through detail

21st Century Museum Professionals	45.307		N	99,011			99,011
-----------------------------------	--------	--	---	--------	--	--	--------

Laura Bush 21st Century Librarian Program	45.313		N		13,751		13,751
-------------------------------------------	--------	--	---	--	--------	--	--------

Pass through from State of IL - see also pass through detail

Grants to States	45.310		N	234,018		136,615	370,633
------------------	--------	--	---	---------	--	---------	---------

Cluster/Major Agency/Federal Agency/ Award Type/CFDA Prog Title or Award Title	CFDA No.	ARRA	Maj Prog	Urbana	Chicago	Springfield	All campuses
Laura Bush 21st Century Librarian Program	45.313		N			51,289	51,289
Agency Totals				<u>2,370,218</u>	<u>28,605</u>	<u>187,904</u>	<u>2,586,727</u>
<u>National Council on Disability</u>							
National Council on Disability							
<i>Direct Awards</i>							
Natl Cnsl on Disability NCD 08 02	92.unk		N		71,429		71,429
Agency Totals					<u>71,429</u>		<u>71,429</u>
<u>Peace Corps</u>							
Peace Corps							
<i>Direct Awards</i>							
Peace Corps PC-08-8-172	99.unk		N	18,033			18,033
Agency Totals				<u>18,033</u>			<u>18,033</u>
<u>Tennessee Valley Authority (TVA)</u>							
Tennessee Valley Authority (TVA)							
<i>Pass through from Others - see also pass through detail</i>							
TVA Energy Research and Technology Applications	62.001		N	2,554			2,554
Agency Totals				<u>2,554</u>			<u>2,554</u>
<u>United States Agency for International Development (AID)</u>							
United States Agency for International Development (AID)							
<i>Pass through from Others - see also pass through detail</i>							
AID AZ Y772861	98.unk		N	172,468	-5,409		167,059
Agency Totals				<u>172,468</u>	<u>-5,409</u>		<u>167,059</u>
<u>US Department of Agriculture (USDA)</u>							
US Department of Agriculture (USDA)							
<i>Direct Awards</i>							
Plant and Animal Disease, Pest Control, and Animal Care	10.025		N	5,387			5,387
Food and Agricultural Sciences National Needs Graduate Fellowship Grants	10.210		N	32,125			32,125
Cooperative Extension Service	10.500		Y	10,529,349			10,529,349
AG 58-3148-8-184	10.unk		N	5,488			5,488
<i>Pass through from Others - see also pass through detail</i>							
Agricultural Research_Basic and Applied Research	10.001		N	4,836			4,836

Cluster: Other Programs

Major Agency: US Department of Agriculture (USDA)

FY10 SEFA

Cluster/Major Agency/Federal Agency/ Award Type/CFDA Prog Title or Award Title	CFDA No.	ARRA	Maj Prog	Urbana	Chicago	Springfield	All campuses
Grants for Agricultural Research, Special Research Grants	10.200		N	1,510			1,510
Grants for Agricultural Research_Competitive Research Grants	10.206		N	2,309			2,309
Value-Added Producer Grants	10.352		N	17,227			17,227
Cooperative Extension Service	10.500		Y	149,700			149,700
Rural Business Enterprise Grants	10.769		N	24,995			24,995
AG DC Sub MD PO L138485	10.unk		N	81,172			81,172
<i>Pass through from State of IL - see also pass through detail</i>							
Special Supplemental Nutrition Program for Women, Infants, and Children	10.557		N		134,200		134,200
Child and Adult Care Food Program	10.558		N		61,976		61,976
	Agency Totals			<u>10,854,098</u>	<u>196,176</u>		<u>11,050,274</u>
USDA Agricultural Marketing Service (AMS)							
<i>Direct Awards</i>							
AG 12-25-A-5104	10.unk		N	8,913			8,913
	Agency Totals			<u>8,913</u>			<u>8,913</u>
USDA Agricultural Research Service (ARS)							
<i>Direct Awards</i>							
Agricultural Research_Basic and Applied Research	10.001		N	3,000			3,000
AG 2010-05150 TTA	10.unk		N	35,700			35,700
<i>Pass through from Others - see also pass through detail</i>							
Integrated Programs	10.303		N	5,574			5,574
	Agency Totals			<u>44,274</u>			<u>44,274</u>
USDA Animal & Plant Health Inspection Serv (APHIS)							
<i>Direct Awards</i>							
AG 08-09419-0118-CA	10.unk		N	19,070			19,070
	Agency Totals			<u>19,070</u>			<u>19,070</u>
USDA Coop State Rsrch Educ & Ext Serv (CSREES)							
<i>Direct Awards</i>							
Grants for Agricultural Research, Special Research Grants	10.200		N	117,593			117,593
Grants for Agricultural Research_Competitive Research Grants	10.206		N	75,311			75,311
Food and Agricultural Sciences National Needs Graduate Fellowship Grants	10.210		N	56,963			56,963
Higher Education Challenge Grants	10.217		N	15,804			15,804
International Science and Education Grants	10.305		N	24,104			24,104

Cluster: Other Programs

Major Agency: US Department of Agriculture (USDA)

FY10 SEFA

Cluster/Major Agency/Federal Agency/ Award Type/CFDA Prog Title or Award Title	CFDA No.	ARRA	Maj Prog	Urbana	Chicago	Springfield	All campuses
AG 2009-65205-05642	10.unk		N	10,000			10,000
<i>Pass through from Others - see also pass through detail</i>							
Payments to Agricultural Experiment Stations Under the Hatch Act	10.203		N	3,162			3,162
Integrated Programs	10.303		N	16,700			16,700
Cooperative Extension Service	10.500		Y	106,622			106,622
AG OSU NO. C0357A-C	10.unk		N	54,854			54,854
	Agency Totals			<u>481,113</u>			<u>481,113</u>
USDA Economic Research Service (ERS)							
<i>Direct Awards</i>							
Agricultural and Rural Economic Research	10.250		N	5,163			5,163
	Agency Totals			<u>5,163</u>			<u>5,163</u>
USDA Farm Service Agency (FSA)							
<i>Direct Awards</i>							
AG FSA 2009-06711	10.unk		N	17,236			17,236
	Agency Totals			<u>17,236</u>			<u>17,236</u>
USDA Food and Nutrition Service (FNS)							
<i>Direct Awards</i>							
AG 2009-07254	10.unk		N	1,770			1,770
<i>Pass through from State of IL - see also pass through detail</i>							
Child and Adult Care Food Program	10.558		N			-3,848	-3,848
	Agency Totals			<u>1,770</u>		<u>-3,848</u>	<u>-2,078</u>
USDA Foreign Agricultural Service (FAS)							
<i>Direct Awards</i>							
Cochran Fellowship Program-International Training-Foreign Participant	10.962		N	5,912			5,912
	Agency Totals			<u>5,912</u>			<u>5,912</u>
USDA Forest Service (FS)							
<i>Direct Awards</i>							
AG 07-CS-11090800-036	10.unk		N	50,132			50,132
<i>Pass through from State of IL - see also pass through detail</i>							
Cooperative Forestry Assistance	10.664		N	64,811			64,811
	Agency Totals			<u>114,943</u>			<u>114,943</u>
USDA National Agricultural Statistics Service (NASS)							

Cluster: Other Programs

Major Agency: US Department of Agriculture (USDA)

FY10 SEFA

Cluster/Major Agency/Federal Agency/ Award Type/CFDA Prog Title or Award Title	CFDA No.	ARRA	Maj Prog	Urbana	Chicago	Springfield	All campuses
<i>Direct Awards</i>							
AG 09-OA-2090-063	10.unk		N	17,132			17,132
	Agency Totals			<u>17,132</u>			<u>17,132</u>
USDA Natural Resources Conservation Service (NRCS)							
<i>Direct Awards</i>							
AG NRCS 69-5A12-9-9917	10.unk		N	18,964			18,964
	Agency Totals			<u>18,964</u>			<u>18,964</u>
USDA Rural Housing Service (RHS)							
<i>Direct Awards</i>							
AG OMB NO 0575-0180	10.unk		N	49,271			49,271
	Agency Totals			<u>49,271</u>			<u>49,271</u>
<u>US Department of Commerce</u>							
US Department of Commerce							
<i>Direct Awards</i>							
Sea Grant Support	11.417		N	38,899	5,620		44,519
Public Telecommunications Facilities Planning and Construction	11.550		N	67,500		11,792	79,292
<i>Pass through from Others - see also pass through detail</i>							
Sea Grant Support	11.417		N	22,510			22,510
ARRA - State Broadband Data and Development Grant Program	11.558	Y	N	5,784			5,784
Manufacturing Extension Partnership	11.611		N	29,976			29,976
COM PU 4112-25369	11.unk		N	17,997			17,997
	Agency Totals			<u>182,666</u>	<u>5,620</u>	<u>11,792</u>	<u>200,078</u>
US Dept of Commerce NOAA							
<i>Direct Awards</i>							
Geodetic Surveys and Services (Geodesy and Applications of the National Geodetic Reference	11.400		N	600,354			600,354
COM EA133E07CN0085	11.unk		N	678,673			678,673
<i>Pass through from Others - see also pass through detail</i>							
Sea Grant Support	11.417		N	165,655			165,655
Special Oceanic and Atmospheric Projects	11.460		N	34,435			34,435
	Agency Totals			<u>1,479,117</u>			<u>1,479,117</u>
<u>US Department of Defense (DoD)</u>							

Cluster: Other Programs
Major Agency: US Department of Defense (DoD)

Cluster/Major Agency/Federal Agency/ Award Type/CFDA Prog Title or Award Title	CFDA No.	ARRA	Maj Prog	Urbana	Chicago	Springfield	All campuses
Air Force Office of Scientific Research (AFOSR)							
<i>Direct Awards</i>							
Air Force Defense Research Sciences Program	12.800		N	444,646			444,646
	Agency Totals			<u>444,646</u>			<u>444,646</u>
Army							
<i>Direct Awards</i>							
Basic Scientific Research	12.431		N	1,736			1,736
<i>Pass through from Others - see also pass through detail</i>							
Basic Scientific Research	12.431		N	87			87
Army Sub MEC W9132T-ILL-007	12.unk		N	10,654			10,654
	Agency Totals			<u>12,477</u>			<u>12,477</u>
Army Research Office (ARO)							
<i>Direct Awards</i>							
Basic Scientific Research	12.431		N	70,000			70,000
Army W911QX-08-P-0162	12.unk		N	144			144
<i>Pass through from Others - see also pass through detail</i>							
Basic Scientific Research	12.431		N	18,965			18,965
	Agency Totals			<u>89,109</u>			<u>89,109</u>
CERL Champaign							
<i>Direct Awards</i>							
Basic Scientific Research	12.431		N	730			730
Basic, Applied, and Advanced Research in Science and Engineering	12.630		N	59,581			59,581
Army IPA W8IEWF82580556	12.unk		N	331,933			331,933
	Agency Totals			<u>392,244</u>			<u>392,244</u>
Defense Advanced Research Projects Agency (DARPA)							
<i>Pass through from Others - see also pass through detail</i>							
DARPA Sub DET 2010-04933 TTA	12.unk		N	2,481			2,481
	Agency Totals			<u>2,481</u>			<u>2,481</u>
Defense Logistics Agency							
<i>Direct Awards</i>							
DLA DSCP SP4701-08-D-0015	12.unk		N	7,650			7,650
	Agency Totals			<u>7,650</u>			<u>7,650</u>

Cluster/Major Agency/Federal Agency/ Award Type/CFDA Prog Title or Award Title	CFDA No.	ARRA	Maj Prog	Urbana	Chicago	Springfield	All campuses
Defense Threat Reduction Agency (DTRA)							
<i>Pass through from Others - see also pass through detail</i>							
DTRA PSU 3516-UI-DTRA-0010	12.unk		N	635,536			635,536
Agency Totals				<u>635,536</u>			<u>635,536</u>
High Performance Computing Modernization Program							
<i>Pass through from Others - see also pass through detail</i>							
HPCMP Sub UAF 2010-02127 FUA	12.unk		N	25,936			25,936
Agency Totals				<u>25,936</u>			<u>25,936</u>
Navy							
<i>Pass through from Others - see also pass through detail</i>							
Navy Sub Purdue TTA 30265490	12.unk		N	652			652
Agency Totals				<u>652</u>			<u>652</u>
Office of Naval Research (ONR)							
<i>Direct Awards</i>							
Basic and Applied Scientific Research	12.300		N	1,336,984	-4,913		1,332,071
Agency Totals				<u>1,336,984</u>	<u>-4,913</u>		<u>1,332,071</u>
US Army Engineering District							
<i>Direct Awards</i>							
Army W912P6-08-C-0029	12.unk		N	139,328			139,328
Agency Totals				<u>139,328</u>			<u>139,328</u>
US Army Medical Research Acquisition							
<i>Direct Awards</i>							
Military Medical Research and Development	12.420		N	31,716			31,716
Agency Totals				<u>31,716</u>			<u>31,716</u>
US Department of Defense (DoD)							
<i>Pass through from Others - see also pass through detail</i>							
Henry Jackson Fdn 00000123596	12.unk		N		437		437
Agency Totals					<u>437</u>		<u>437</u>
<u>US Department of Education</u>							
US Department of Education							
<i>Direct Awards</i>							
National Resource Centers Program for Foreign Language and Area Studies or Foreign Langu	84.015		N	3,542,579			3,542,579

Cluster: Other Programs
Major Agency: US Department of Education

Cluster/Major Agency/Federal Agency/ Award Type/CFDA Prog Title or Award Title	CFDA No.	ARRA	Maj Prog	Urbana	Chicago	Springfield	All campuses
Undergraduate International Studies and Foreign Language Programs	84.016		N	1,265			1,265
Overseas Programs - Doctoral Dissertation Research Abroad	84.022		N	11,884			11,884
Fund for the Improvement of Postsecondary Education	84.116		N	117,453	79,066		196,519
Secondary Education and Transitional Services for Youth	84.158		N	-861			-861
Safe and Drug-Free Schools and Communities_State Grants	84.186		N	76,542	67,568		144,110
Bilingual Education Training Grants	84.195		N		28,840		28,840
Graduate Assistance in Areas of National Need	84.200		N	241,721	84,814		326,535
Centers for International Business Education	84.220		N	331,855			331,855
Rehabilitation Training_Experimental and Innovative Training	84.263		N	56			56
Special Education - Personnel Development to Improve Services and Results for Children with	84.325		N	459,314	1,545,631		2,004,945
Gaining Early Awareness and Readiness for Undergraduate Programs	84.334		N	589,897			589,897
Child Care Access Means Parents in School	84.335		N	48,636	-7,512		41,124
Preparing Tomorrow's Teachers to Use Technology	84.342		N		-2,102		-2,102
Early Reading First	84.359		N	1,366,521	1,438,334		2,804,855
DE T195N070082	84.unk		N	243,166	1,723,753		1,966,919
<i>Pass through from Others - see also pass through detail</i>							
Career and Technical Education -- Basic Grants to States	84.048		N	6,633			6,633
Fund for the Improvement of Postsecondary Education	84.116		N	2,424			2,424
Twenty-First Century Community Learning Centers	84.287		N	61,443			61,443
Special Education_Technical Assistance on State Data Collection	84.373		N	6,739			6,739
DE Sub CCUSD4 2010-04815	84.unk		N	75,320	45,634		120,954
<i>Pass through from State of IL - see also pass through detail</i>							
Career and Technical Education -- Basic Grants to States	84.048		N	381,019			381,019
Safe and Drug-Free Schools and Communities_State Grants	84.186		N	386			386
Twenty-First Century Community Learning Centers	84.287		N	130,590			130,590
Mathematics and Science Partnerships	84.366		N	354,764			354,764
Improving Teacher Quality State Grants	84.367		N	394,417			394,417
Grants for State Assessments and Related Activities	84.369		N	100,361			100,361
				<u>8,544,124</u>	<u>5,004,026</u>		<u>13,548,150</u>

US Department of Energy (DOE)

Argonne National Lab

Direct awards from DOE lab - see also pass through detail

Cluster: Other Programs
Major Agency: US Department of Energy (DOE)

Cluster/Major Agency/Federal Agency/ Award Type/CFDA Prog Title or Award Title	CFDA No.	ARRA	Maj Prog	Urbana	Chicago	Springfield	All campuses
DOE ANL 2008-01228 7B-00201	81.unk		N	151,022			151,022
	Agency Totals			<u>151,022</u>			<u>151,022</u>
Brookhaven National Lab							
<i>Direct awards from DOE lab - see also pass through detail</i>							
DOE BNL MG 2010-05957 ANTC	81.unk		N	193,100			193,100
	Agency Totals			<u>193,100</u>			<u>193,100</u>
DOE Fellowships							
<i>Direct Awards</i>							
DOE OR FELLOW	81.unk		N	7,977			7,977
	Agency Totals			<u>7,977</u>			<u>7,977</u>
DOE Idaho operations							
<i>Direct Awards</i>							
University Reactor Infrastructure and Education Support	81.114		N	-4,494			-4,494
	Agency Totals			<u>-4,494</u>			<u>-4,494</u>
Idaho National Engr & Env Lab							
<i>Direct awards from DOE lab - see also pass through detail</i>							
DOE INL 00087327	81.unk		N	1,666			1,666
	Agency Totals			<u>1,666</u>			<u>1,666</u>
Los Alamos National Lab							
<i>Direct awards from DOE lab - see also pass through detail</i>							
DOE LANL 72154-001-09	81.unk		N	4,342			4,342
	Agency Totals			<u>4,342</u>			<u>4,342</u>
National Energy Technology Laboratory (NETL)							
<i>Direct awards from DOE lab - see also pass through detail</i>							
Renewable Energy Research and Development	81.087		N		370,070		370,070
ARRA - Geologic Sequestration Training and Research Grant Program	81.133	Y	N	25,575			25,575
	Agency Totals			<u>25,575</u>	<u>370,070</u>		<u>395,645</u>
Oak Ridge Institute for Science and Education ORISE							
<i>Direct Awards</i>							
DOE ORISE 2010-04753 FLLW	81.unk		N	15,000			15,000
	Agency Totals			<u>15,000</u>			<u>15,000</u>
Sandia National Lab							

Cluster/Major Agency/Federal Agency/ Award Type/CFDA Prog Title or Award Title	CFDA No.	ARRA	Maj Prog	Urbana	Chicago	Springfield	All campuses
<i>Direct awards from DOE lab - see also pass through detail</i>							
DOE SNL 752262 FLLW	81.unk		N	48,234			48,234
	Agency Totals			<u>48,234</u>			<u>48,234</u>
US Department of Energy (DOE)							
<i>Direct Awards</i>							
Office of Science Financial Assistance Program	81.049		N	4,650	2,806		7,456
Conservation Research and Development	81.086		N		53,163		53,163
Nuclear Energy Research, Development and Demonstration	81.121		N	84,102			84,102
US DOE DE-SC0002852	81.unk		N		26,933		26,933
<i>Pass through from Others - see also pass through detail</i>							
ARRA - Weatherization Assistance for Low-Income Persons	81.042	Y	N	7,433			7,433
Renewable Energy Research and Development	81.087		N	351			351
DOE ISU FUA Ames Lab 2008-00521	81.unk		N	56,262	98,030		154,292
<i>Pass through from State of IL - see also pass through detail</i>							
ARRA - State Energy Program	81.041	Y	N		72,288		72,288
ARRA - Weatherization Assistance for Low-Income Persons	81.042	Y	N	501,604			501,604
Energy Efficiency and Renewable Energy Information Dissemination, Outreach, Training and T	81.117		N		46,004		46,004
State Energy Program Special Projects	81.119		N		222,927		222,927
	Agency Totals			<u>654,402</u>	<u>522,151</u>		<u>1,176,553</u>
<u>US Department of Homeland Security(USDHS)</u>							
Federal Emergency Management Agency (FEMA)							
<i>Direct Awards</i>							
State Fire Training Systems Grants	97.043		N	10,007			10,007
Cooperating Technical Partners	97.045		N	269,184			269,184
<i>Pass through from Others - see also pass through detail</i>							
DHS FEMA HC 2009-06073	97.unk		N	58,401			58,401
<i>Pass through from State of IL - see also pass through detail</i>							
Cooperating Technical Partners	97.045		N	1,650,505			1,650,505
	Agency Totals			<u>1,988,097</u>			<u>1,988,097</u>
US Department of Homeland Security(USDHS)							
<i>Direct Awards</i>							
State Fire Training Systems Grants	97.043		N	15,975			15,975

Cluster: Other Programs

Major Agency: US Department of Homeland Security(USDHS)

FY10 SEFA

Cluster/Major Agency/Federal Agency/ Award Type/CFDA Prog Title or Award Title	CFDA No.	ARRA	Maj Prog	Urbana	Chicago	Springfield	All campuses
DHS 2006-GT-T6-K003	97.unk		N	406,426			406,426
<i>Pass through from Others - see also pass through detail</i>							
Disaster Assistance	83.516		N	526			526
DHS FEMA CM 2009-06077	97.unk		N	86,852			86,852
<i>Pass through from State of IL - see also pass through detail</i>							
Pilot Demonstration or Earmarked Projects	97.001		N	151,399			151,399
Non-Profit Security Program	97.008		N	105,522	61,975		167,497
Rail and Transit Security Grant Program	97.075		N	100,000			100,000
	Agency Totals			<u>866,700</u>	<u>61,975</u>		<u>928,675</u>

US Department of Interior

United States Geological Survey

Direct Awards

Assistance to State Water Resources Research Institutes	15.805		N	5,275			5,275
U.S. Geological Survey_ Research and Data Collection	15.808		N	14,136			14,136
National Geological and Geophysical Data Preservation Program	15.814		N	24,462			24,462
CAL INT USGS 2009-MDN2-56	15.unk		N	13,022			13,022
	Agency Totals			<u>56,895</u>			<u>56,895</u>

US Department of Interior

Direct Awards

U.S. Geological Survey_ Research and Data Collection	15.808		N	311,667			311,667
INT OSM S07AC12494	15.unk		N	69,726			69,726
<i>Pass through from Others - see also pass through detail</i>							
National Spatial Data Infrastructure Cooperative Agreements Program	15.809		N	37,772			37,772
	Agency Totals			<u>419,165</u>			<u>419,165</u>

US Fish & Wildlife

Direct Awards

Wildlife Without Borders-Africa Program	15.651		N	54,166			54,166
INT S000366 IPA	15.unk		N	44,542			44,542
	Agency Totals			<u>98,708</u>			<u>98,708</u>

US Department of Justice (DOJ)

US Department of Justice (DOJ)

Cluster: Other Programs
Major Agency: US Department of Justice (DOJ)

Cluster/Major Agency/Federal Agency/ Award Type/CFDA Prog Title or Award Title	CFDA No.	ARRA	Maj Prog	Urbana	Chicago	Springfield	All campuses
<i>Direct Awards</i>							
Comprehensive Approaches to Sex Offender Management Discretionary Grant (CASOM)	16.203		N			11,592	11,592
Grants to Reduce Domestic Violence, Dating Violence, Sexual Assault, and Stalking on Camp	16.525		N		111,224		111,224
Part E - Developing, Testing and Demonstrating Promising New Programs	16.541		N		343,292		343,292
Edward Byrne Memorial State and Local Law Enforcement Assistance Discretionary Grants Pr	16.580		N		-6,696		-6,696
Community Capacity Development Office	16.595		N		101,539		101,539
Public Safety Partnership and Community Policing Grants	16.710		N	69,807	81,128		150,935
Anti-Gang Initiative	16.744		N	443,454	20,910		464,364
Congressionally Recommended Awards	16.753		N		52,091		52,091
DOJ 2008 DD BX 0591	16.unk		N	231,189	200,204		431,393
<i>Pass through from Others - see also pass through detail</i>							
Public Safety Partnership and Community Policing Grants	16.710		N		119,312		119,312
Enforcing Underage Drinking Laws Program	16.727		N		17,386		17,386
DOJ Sub ICJI D3-8-1273	16.unk		N	37,775			37,775
<i>Pass through from State of IL - see also pass through detail</i>							
Edward Byrne Memorial Formula Grant Program	16.579		N		24,218		24,218
The Community-Defined Solutions to Violence Against Women Grant Program	16.590		N	104,682			104,682
Anti-Gang Initiative (B)	16.744		N		86,222		86,222
ARRA - Recovery Act - Edward Byrne Memorial Justice Assistance Grant (JAG) Program/ Gran	16.803	Y	N		279,512		279,512
Agency Totals				<u>886,907</u>	<u>1,430,342</u>	<u>11,592</u>	<u>2,328,841</u>
<u>US Department of Labor (DOL)</u>							
US Department of Labor (DOL)							
<i>Direct Awards</i>							
USDOL Women in Nanotechnology WIN	17.unk		N		17,518		17,518
<i>Pass through from Others - see also pass through detail</i>							
Registered Apprenticeship and Other Training	17.201		N	232,837			232,837
Senior Community Service Employment Program	17.235		N		3,190		3,190
<i>Pass through from State of IL - see also pass through detail</i>							
Incentive Grants - WIA Section 503	17.267		N	107,234			107,234
Agency Totals				<u>340,071</u>	<u>20,708</u>		<u>360,779</u>
<u>US Department of Transportation (DOT)</u>							

Cluster: Other Programs

Major Agency: US Department of Transportation (DOT)

FY10 SEFA

Cluster/Major Agency/Federal Agency/ Award Type/CFDA Prog Title or Award Title	CFDA No.	ARRA	Maj Prog	Urbana	Chicago	Springfield	All campuses
Federal Highway Administration (FHWA)							
<i>Direct Awards</i>							
DOT DDEGRD-09-X-00419 FLLW	20.unk		N	29,973			29,973
	Agency Totals			<u>29,973</u>			<u>29,973</u>
US Department of Transportation (DOT)							
<i>Direct Awards</i>							
DOT DDCGRD-08-X-00413 FLLW	20.unk		N	2,500			2,500
<i>Pass through from State of IL - see also pass through detail</i>							
Formula Grants for Other Than Urbanized Areas	20.509		N		54,609		54,609
Interagency Hazardous Materials Public Sector Training and Planning Grants	20.703		N	258,712			258,712
	Agency Totals			<u>261,212</u>	<u>54,609</u>		<u>315,821</u>
<u>US Environmental Protection Agency (EPA)</u>							
US Environmental Protection Agency (EPA)							
<i>Direct Awards</i>							
Congressionally Mandated Projects	66.202		N	168,290			168,290
Compliance Assistance Support for Services to the Regulated Community and Other Assistanc	66.305		N	55,534			55,534
Great Lakes Program	66.469		N	2,429			2,429
Office of Research and Development Consolidated Research/Training/Fellowships	66.511		N	-3,980			-3,980
Science To Achieve Results (STAR) Fellowship Program	66.514		N	35,162			35,162
Surveys Studies Investigations and Special Purpose Grants	66.606		N	108,665			108,665
Environmental Policy and Innovation Grants	66.611		N	26,432			26,432
Pollution Prevention Grants Program	66.708		N	224,243			224,243
Source Reduction Assistance	66.717		N	60,904			60,904
EPA FP-91683701-0	66.unk		N	20,890			20,890
<i>Pass through from Others - see also pass through detail</i>							
Air Pollution Control Program Support	66.001		N	14,078			14,078
Surveys, Studies, Research, Investigations, Demonstrations, and Special Purpose Activities R	66.034		N	44,647			44,647
Training, Investigations, and Special Purpose Activities of Federally-Recognized Indian Tribes	66.038		N	6,311			6,311
Targeted Watersheds Grants	66.439		N	3,593			3,593
ARRA - Water Quality Management Planning	66.454	Y	N	10,944			10,944
National Estuary Program	66.456		N	3,208			3,208
Performance Partnership Grants	66.605		N	52,308			52,308

Cluster: Other Programs

Major Agency: US Environmental Protection Agency (EPA)

FY10 SEFA

Cluster/Major Agency/Federal Agency/ Award Type/CFDA Prog Title or Award Title	CFDA No.	ARRA	Maj Prog	Urbana	Chicago	Springfield	All campuses
CAL EPA 2009-MDN2-66	66.unk		N	37,189			37,189
<i>Pass through from State of IL - see also pass through detail</i>							
Water Quality Management Planning	66.454		N	14,641			14,641
ARRA - Water Quality Management Planning	66.454	Y	N	360,810	136,808		497,618
Nonpoint Source Implementation Grants	66.460		N	1,745			1,745
Performance Partnership Grants	66.605		N	7,505			7,505
Pollution Prevention Grants Program	66.708		N	1			1
Environmental Education Grants	66.951		N			12,209	12,209
Agency Totals				<u>1,255,549</u>	<u>136,808</u>	<u>12,209</u>	<u>1,404,566</u>

US Health & Human Services (HHS)

Administration for Children and Families (ACF)

Direct Awards

Compassion Capital Fund	93.009		N		403,587		403,587
Agency Totals					<u>403,587</u>		<u>403,587</u>

Administration on Aging (AOA)

Pass through from Others - see also pass through detail

Special Programs for the Aging_Title VII, Chapter 3_Programs for Prevention of Elder Abuse,	93.041		N		3,190		3,190
Special Programs for the Aging_Title III, Part D_Disease Prevention and Health Promotion Ser	93.043		N		3,190		3,190
National Family Caregiver Support, Title III, Part E	93.052		N		3,190		3,190
Agency Totals					<u>9,570</u>		<u>9,570</u>

Centers for Disease Control and Prevention

Pass through from Others - see also pass through detail

HIV Prevention Activities_Health Department Based	93.940		N		184		184
Agency Totals					<u>184</u>		<u>184</u>

Centers for Disease Control and Prevention (CDC)

Direct Awards

Maternal and Child Health Federal Consolidated Programs	93.110		N		-213		-213
Centers for Disease Control and Prevention_Investigations and Technical Assistance	93.283		N	5,792	502,257		508,049
CDC 254-2009-M-31428	93.unk		N	47,784	29,118		76,902

Pass through from Others - see also pass through detail

Human Health Studies_Applied Research and Development	93.206		N		47,573		47,573
Occupational Safety and Health Program	93.262		N	4,070			4,070

Cluster: Other Programs

Major Agency: US Health & Human Services (HHS)

FY10 SEFA

Cluster/Major Agency/Federal Agency/ Award Type/CFDA Prog Title or Award Title	CFDA No.	ARRA	Maj Prog	Urbana	Chicago	Springfield	All campuses
Centers for Disease Control and Prevention_Investigations and Technical Assistance	93.283		N		34,670		34,670
Preventive Health Services_Sexually Transmitted Diseases Control Grants	93.977		N		55,366		55,366
Preventive Health and Health Services Block Grant	93.991		N		23,597		23,597
<i>Pass through from State of IL - see also pass through detail</i>							
Centers for Disease Control and Prevention_Investigations and Technical Assistance	93.283		N		-3,100		-3,100
	Agency Totals			<u>57,646</u>	<u>689,268</u>		<u>746,914</u>
Health Resources and Services Administration (HRSA)							
<i>Direct Awards</i>							
Maternal and Child Health Federal Consolidated Programs	93.110		N		443,849		443,849
AIDS Education and Training Centers	93.145		N		2,492,713		2,492,713
Consolidated Health Centers (Community Health Centers, Migrant Health Centers, Health Car	93.224		N		1,334,366		1,334,366
Advanced Nursing Education Grant Program	93.247		N		991,536		991,536
Public Health Training Centers Grant Program	93.249		N		306,365		306,365
Universal Newborn Hearing Screening	93.251		N		243,830		243,830
Comprehensive Geriatric Education Program(CGEP)	93.265		N		117,493		117,493
Advanced Nursing Education Traineeships	93.358		N		204,614		204,614
Nurse Education, Practice and Retention Grants	93.359		N		659,170		659,170
ARRA - Public Health Traineeship Program	93.405	Y	N		9,687		9,687
ARRA - Scholarships for Disadvantaged Students	93.407	Y	N	6,036	52,310		58,346
ARRA ? Grants to Health Center Programs	93.703	Y	N		380,234		380,234
Grants for Training in Primary Care Medicine and Dentistry	93.884		N		262,034		262,034
Health Care and Other Facilities	93.887		N		235,620		235,620
HIV Emergency Relief Project Grants	93.914		N		247,222		247,222
Grants to Provide Outpatient Early Intervention Services with Respect to HIV Disease	93.918		N		577,226		577,226
Ryan White HIV/AIDS Dental Reimbursements Community Based Dental Partnership	93.924		N		385,280		385,280
Public Health Traineeships	93.964		N		101,653		101,653
<i>Pass through from Others - see also pass through detail</i>							
Maternal and Child Health Federal Consolidated Programs	93.110		N		-168		-168
HIV Emergency Relief Project Grants	93.914		N		1,498,988		1,498,988
<i>Pass through from State of IL - see also pass through detail</i>							
HIV Care Formula Grants	93.917		N		44,236		44,236
Epidemiologic Research Studies of Acquired Immunodeficiency Syndrome (AIDS) and Human	93.943		N		89,126		89,126

Cluster: Other Programs

Major Agency: US Health & Human Services (HHS)

FY10 SEFA

Cluster/Major Agency/Federal Agency/ Award Type/CFDA Prog Title or Award Title	CFDA No.	ARRA	Maj Prog	Urbana	Chicago	Springfield	All campuses
Maternal and Child Health Services Block Grant to the States	93.994		Y		332,534		332,534
Agency Totals				<u>6,036</u>	<u>11,009,918</u>		<u>11,015,954</u>
HRSA/BHPR/DADPHP (Health Resources and Services)							
<i>Pass through from Others - see also pass through detail</i>							
AIDS Education and Training Centers	93.145		N		146,403		146,403
Agency Totals					<u>146,403</u>		<u>146,403</u>
National Cancer Institute							
<i>Direct Awards</i>							
NIH TTA 2010-00963	93.unk		N	3,268			3,268
<i>Pass through from Others - see also pass through detail</i>							
Cancer Treatment Research	93.395		N		55,464		55,464
Agency Totals				<u>3,268</u>	<u>55,464</u>		<u>58,732</u>
National Center for Research Resources							
<i>Direct Awards</i>							
National Center for Research Resources	93.389		N	113,375			113,375
Agency Totals				<u>113,375</u>			<u>113,375</u>
National Hansen's Disease Programs (NHDP)							
<i>Direct Awards</i>							
NHDP HSH258200730008C	93.unk		N		53,083		53,083
Agency Totals					<u>53,083</u>		<u>53,083</u>
National Heart Lung & Blood Institute							
<i>Direct Awards</i>							
Cardiovascular Diseases Research	93.837		N	119,011	275,567		394,578
Agency Totals				<u>119,011</u>	<u>275,567</u>		<u>394,578</u>
National Institute of Allergy & Infectious Diseases							
<i>Direct Awards</i>							
Allergy, Immunology and Transplantation Research	93.855		N	37,268			37,268
Agency Totals				<u>37,268</u>			<u>37,268</u>
National Institute of Biomedical Imaging & Bioengineering							
<i>Direct Awards</i>							
Discovery and Applied Research for Technological Innovations to Improve Human Health	93.286		N	-1,582			-1,582
Agency Totals				<u>-1,582</u>			<u>-1,582</u>

Cluster: Other Programs

Major Agency: US Health & Human Services (HHS)

FY10 SEFA

Cluster/Major Agency/Federal Agency/ Award Type/CFDA Prog Title or Award Title	CFDA No.	ARRA	Maj Prog	Urbana	Chicago	Springfield	All campuses
National Institute of Child Health & Human Development							
<i>Direct Awards</i>							
Child Health and Human Development Extramural Research	93.865		N	29,170			29,170
Agency Totals				<u>29,170</u>			<u>29,170</u>
National Institute of Diabetes & Digestive & Kidney Diseases							
<i>Direct Awards</i>							
Diabetes, Digestive, and Kidney Diseases Extramural Research	93.847		N	80,190			80,190
Agency Totals				<u>80,190</u>			<u>80,190</u>
National Institute of Environmental & Health Sciences							
<i>Direct Awards</i>							
Resource and Manpower Development in the Environmental	93.894		N	2,596			2,596
<i>Pass through from Others - see also pass through detail</i>							
ARRA - Trans-NIH Recovery Act Research Support	93.701	Y	N	62,926			62,926
Agency Totals				<u>65,522</u>			<u>65,522</u>
National Institute of General Medical Sciences							
<i>Direct Awards</i>							
Biomedical Research and Research Training	93.859		N	81,055	45,778		126,833
Agency Totals				<u>81,055</u>	<u>45,778</u>		<u>126,833</u>
National Institute of Mental Health							
<i>Direct Awards</i>							
Mental Health Research Grants	93.242		N	90,579	530,635		621,214
Mental Health National Research Service Awards for Research Training	93.282		N	71,185	3,560		74,745
Agency Totals				<u>161,764</u>	<u>534,195</u>		<u>695,959</u>
National Institute of Neurological Disorders & Stroke							
<i>Direct Awards</i>							
Extramural Research Programs in the Neurosciences and Neurological Disorders	93.853		N	-4,182			-4,182
Agency Totals				<u>-4,182</u>			<u>-4,182</u>
National Institute on Aging							
<i>Direct Awards</i>							
ARRA - Trans-NIH Recovery Act Research Support	93.701	Y	N		39,587		39,587
Aging Research	93.866		N	51,510			51,510
Agency Totals				<u>51,510</u>	<u>39,587</u>		<u>91,097</u>

Cluster: Other Programs
Major Agency: US Health & Human Services (HHS)

Cluster/Major Agency/Federal Agency/ Award Type/CFDA Prog Title or Award Title	CFDA No.	ARRA	Maj Prog	Urbana	Chicago	Springfield	All campuses
National Institute on Drug Abuse							
<i>Direct Awards</i>							
Drug Abuse and Addiction Research Programs	93.279		N	4,087			4,087
	Agency Totals			<u>4,087</u>			<u>4,087</u>
National Institutes of Health (NIH)							
<i>Direct Awards</i>							
Environmental Health	93.113		N	34,846			34,846
Research Related to Deafness and Communication Disorders	93.173		N	858			858
Mental Health Research Grants	93.242		N	36,037			36,037
Drug Abuse and Addiction Research Programs	93.279		N	36,994			36,994
Discovery and Applied Research for Technological Innovations to Improve Human Health	93.286		N	40,610			40,610
National Center for Research Resources	93.389		N	57,092			57,092
Cancer Research Manpower	93.398		N	41,066			41,066
Diabetes, Digestive, and Kidney Diseases Extramural Research	93.847		N	91,584			91,584
Digestive Diseases and Nutrition Research	93.848		N	20,256			20,256
Kidney Diseases Urology and Hematology Research	93.849		N	50,123			50,123
Extramural Research Programs in the Neurosciences and Neurological Disorders	93.853		N	81,811			81,811
Biomedical Research and Research Training	93.859		N	113,281			113,281
Child Health and Human Development Extramural Research	93.865		N	4,760			4,760
Minority Access to Research Careers	93.880		N	1,066			1,066
Resource and Manpower Development in the Environmental	93.894		N	299,800			299,800
PHS MOU NCI Vet Med	93.unk		N	8,375			8,375
<i>Pass through from Others - see also pass through detail</i>							
Comprehensive Community Mental Health Services for Children with Serious Emotional Distur	93.104		N		-1,211		-1,211
NIEHS Hazardous Waste Worker Health and Safety Training	93.142		N	125,444			125,444
AIDS Education and Training Centers	93.145		N		112,374		112,374
Extramural Research Programs in the Neurosciences and Neurological Disorders	93.853		N	704			704
Child Health and Human Development Extramural Research	93.865		N		19,011		19,011
HIV Emergency Relief Project Grants	93.914		N		-1,040		-1,040
HIV Care Formula Grants	93.917		N		72,178		72,178
Human Immunodeficiency Virus (HIV)/Acquired Immunodeficiency Virus Syndrome (AIDS) Sur	93.944		N		24,789		24,789
NIH SUB FUA UTSI 2010-03439	93.unk		N	101,480	1,226		102,706

Cluster: Other Programs

Major Agency: US Health & Human Services (HHS)

FY10 SEFA

Cluster/Major Agency/Federal Agency/ Award Type/CFDA Prog Title or Award Title	CFDA No.	ARRA	Maj Prog	Urbana	Chicago	Springfield	All campuses
<i>Pass through from State of IL - see also pass through detail</i>							
Refugee and Entrant Assistance_Discretionary Grants	93.576		N		-5,000		-5,000
Children's Justice Grants to States	93.643		N		200,286		200,286
Social Services Block Grant	93.667		N		184,342		184,342
HIV Care Formula Grants	93.917		N		680,066		680,066
Maternal and Child Health Services Block Grant to the States	93.994		Y		4,968,492		4,968,492
Agency Totals				<u>1,146,187</u>	<u>6,255,513</u>		<u>7,401,700</u>
National Library of Medicine							
<i>Direct Awards</i>							
Medical Library Assistance	93.879		N		1,529,061		1,529,061
Agency Totals					<u>1,529,061</u>		<u>1,529,061</u>
Substance Abuse & Mental Health Services Admin (SAMHSA)							
<i>Direct Awards</i>							
Consolidated Knowledge Development and Application (KDA) Program	93.230		N		-24,484		-24,484
Traumatic Brain Injury State Demonstration Grant Program	93.234		N		565,023		565,023
Substance Abuse and Mental Health Services_Projects of Regional and National Significance	93.243		N		357,711		357,711
<i>Pass through from Others - see also pass through detail</i>							
Substance Abuse and Mental Health Services_Projects of Regional and National Significance	93.243		N		22,370		22,370
Block Grants for Prevention and Treatment of Substance Abuse	93.959		N		21,765		21,765
Agency Totals					<u>942,385</u>		<u>942,385</u>
US Health & Human Services (HHS)							
<i>Direct Awards</i>							
UIC Dept of HHS LOC	93.unk		N		2,256		2,256
<i>Pass through from Others - see also pass through detail</i>							
Special Programs for the Aging_Title III, Part D_Disease Prevention and Health Promotion Ser	93.043		N		8,640		8,640
Innovations in Applied Public Health Research	93.061		N		11,791		11,791
Public Health Emergency Preparedness	93.069		N		3,920		3,920
Research and Training in Complementary and Alternative Medicine	93.213		N		2,556		2,556
Drug Abuse and Addiction Research Programs	93.279		N		10,793		10,793
HIV Prevention Activities_Health Department Based	93.940		N		14,038		14,038
Preventive Health Services_Sexually Transmitted Diseases Control Grants	93.977		N		22,300		22,300
Avera Research Institute ICOCMS030290/01	93.unk		N	60,837	172,386		233,223

Cluster: Other Programs

Major Agency: US Health & Human Services (HHS)

Cluster/Major Agency/Federal Agency/ Award Type/CFDA Prog Title or Award Title	CFDA No.	ARRA	Maj Prog	Urbana	Chicago	Springfield	All campuses
<i>Pass through from State of IL - see also pass through detail</i>							
Public Health Emergency Preparedness	93.069		N		75,603		75,603
Comprehensive Community Mental Health Services for Children with Serious Emotional Distur	93.104		N	59,337			59,337
Maternal and Child Health Federal Consolidated Programs	93.110		N		30,000		30,000
Family Planning_Services	93.217		N		164,361		164,361
Consolidated Health Centers (Community Health Centers, Migrant Health Centers, Health Car	93.224		N			21,511	21,511
Centers for Disease Control and Prevention_Investigations and Technical Assistance	93.283		N	7,035		56,736	63,771
Low-Income Home Energy Assistance	93.568		N	143,755		121,204	264,959
Social Services Block Grant	93.667		N		142,953		142,953
HIV Care Formula Grants	93.917		N		59,760	4,619	64,379
Block Grants for Prevention and Treatment of Substance Abuse	93.959		N		375,947		375,947
Maternal and Child Health Services Block Grant to the States	93.994		Y	36,607	1,666,422		1,703,029
	Agency Totals			<u>307,571</u>	<u>2,763,726</u>	<u>204,070</u>	<u>3,275,367</u>

US NASA

Goddard Space Flight Center

Direct Awards

NASA NNG08AT71P	43.unk		N	29,099			29,099
	Agency Totals			<u>29,099</u>			<u>29,099</u>

NASA Shared Services Center

Direct Awards

NASA NNX06AF71H	43.unk		N	186,375			186,375
	Agency Totals			<u>186,375</u>			<u>186,375</u>

US NASA

Direct Awards

NASA PG 2010-04000 MGT ANTC	43.unk		N	43,632			43,632
-----------------------------	--------	--	---	--------	--	--	--------

Pass through from Others - see also pass through detail

CAL NASA 2010-NTN1-05	43.unk		N	16,220	396,361		412,581
	Agency Totals			<u>59,852</u>	<u>396,361</u>		<u>456,213</u>

US National Endowment for the Arts (NEA)

US National Endowment for the Arts (NEA)

Direct Awards

Cluster/Major Agency/Federal Agency/ Award Type/CFDA Prog Title or Award Title	CFDA No.	ARRA	Maj Prog	Urbana	Chicago	Springfield	All campuses
Promotion of the Arts_Grants to Organizations and Individuals	45.024		N	14,769		10,000	24,769
<i>Pass through from Others - see also pass through detail</i>							
Promotion of the Arts_Partnership Agreements	45.025		N	8,200		8,800	17,000
	Agency Totals			<u>22,969</u>		<u>18,800</u>	<u>41,769</u>

US National Endowment for the Humanities (NEH)

US National Endowment for the Humanities (NEH)

Direct Awards

Promotion of the Arts Design Arts	45.001		N	36,831			36,831
Promotion of the Humanities_Division of Preservation and Access	45.149		N	260,405			260,405
Promotion of the Humanities_Public Programs	45.164		N		180,205		180,205
Promotion of the Humanities_Office of Digital Humanities	45.169		N	140,262			140,262
<i>Pass through from Others - see also pass through detail</i>							
Promotion of the Humanities_Federal/State Partnership	45.129		N	11,062			11,062
	Agency Totals			<u>448,560</u>	<u>180,205</u>		<u>628,765</u>

US National Science Foundation (NSF)

US National Science Foundation (NSF)

Direct Awards

Engineering Grants	47.041		N	463,462	40,893		504,355
Mathematical and Physical Sciences	47.049		N	39,969			39,969
Geosciences	47.050		N	19,946			19,946
Computer and Information Science and Engineering	47.070		N	74,465			74,465
Biological Sciences	47.074		N	104,004	2,487		106,491
Social, Behavioral, and Economic Sciences	47.075		N	114,962			114,962
Education and Human Resources	47.076		N	2,118,252	457,446		2,575,698
International Science and Engineering (OISE)	47.079		N	110,492			110,492
ARRA - Trans-NSF Recovery Act Reasearch Support	47.082	Y	N	824,377			824,377
NSF BCS 09-39868 IPA	47.unk		N	863,600	95,303		958,903
<i>Pass through from Others - see also pass through detail</i>							
Engineering Grants	47.041		N	724,993			724,993
Mathematical and Physical Sciences	47.049		N	35,980			35,980
Geosciences	47.050		N	50,257			50,257

Cluster: Other Programs

Major Agency: US National Science Foundation (NSF)

Cluster/Major Agency/Federal Agency/ Award Type/CFDA Prog Title or Award Title	CFDA No.	ARRA	Maj Prog	Urbana	Chicago	Springfield	All campuses
Computer and Information Science and Engineering	47.070		N	138,613			138,613
Biological Sciences	47.074		N	22,504			22,504
Education and Human Resources	47.076		N		855,824	50,416	906,240
ARRA - Trans-NSF Recovery Act Reasearch Support	47.082	Y	N	7,731			7,731
SBC Boise State TTA 2009-07137	47.unk		N	9,374			9,374
Agency Totals				<u>5,722,981</u>	<u>1,451,953</u>	<u>50,416</u>	<u>7,225,350</u>

US Nat'l Archives & Records Admin(NARA)

National Historical Publications & Records Commission NHPRC

Direct Awards

National Archives Reference Services_Historical Research	89.001		N	8,000			8,000
National Historical Publications and Records Grants	89.003		N	10,000	8,212		18,212
Agency Totals				<u>18,000</u>	<u>8,212</u>		<u>26,212</u>

US Nuclear Regulatory Commission

US Nuclear Regulatory Commission

Direct Awards

U. S. Nuclear Regulatory Commission Nuclear Education Grant Program	77.006		N	79,544			79,544
NRC 38-09-915	77.unk		N	268,650			268,650
Agency Totals				<u>348,194</u>			<u>348,194</u>

US Securities and Exchange Commission (SEC)

US Securities and Exchange Commission (SEC)

Direct Awards

Securities_Investigation of Complaints and SEC Information	58.001		N	21,827			21,827
Agency Totals				<u>21,827</u>			<u>21,827</u>

US Small Business Administration

US Small Business Administration

Pass through from Others - see also pass through detail

New Markets Venture Capital Program	59.051		N	2,745			2,745
IDCEO PCI 2010-04017	59.unk		N	8,555			8,555
Agency Totals				<u>11,300</u>			<u>11,300</u>

US State Department

US State Department

Cluster: Other Programs
Major Agency: US State Department

Cluster/Major Agency/Federal Agency/ Award Type/CFDA Prog Title or Award Title	CFDA No.	ARRA	Maj Prog	Urbana	Chicago	Springfield	All campuses
<i>Direct Awards</i>							
Academic Exchange Programs - Graduate Students	19.400		N	85,913			85,913
Academic Exchange Programs - Scholars	19.401		N		246,667		246,667
Educational Exchange, American Studies Institute	19.418		N		119,067		119,067
STATE S-LMAQM-06-GR-164	19.unk		N	216,571			216,571
<i>Pass through from Others - see also pass through detail</i>							
STATE IREX 2010-00068 FLLW	19.unk		N	36,339	10,166		46,505
	Agency Totals			<u>338,823</u>	<u>375,900</u>		<u>714,723</u>
<u>Veterans Administration (VA)</u>							
Jesse Brown VA Medical Center							
<i>Direct Awards</i>							
JBVAMC IPA	64.unk		N		329,791		329,791
	Agency Totals				<u>329,791</u>		<u>329,791</u>
VA Hines Hospital							
<i>Direct Awards</i>							
Hines VA IPA	64.unk		N		11,086		11,086
	Agency Totals				<u>11,086</u>		<u>11,086</u>
Veterans Administration (VA)							
<i>Direct Awards</i>							
Veterans Administration Administrative Allowance	64.unk		N		8,163	3,766	11,929
	Agency Totals				<u>8,163</u>	<u>3,766</u>	<u>11,929</u>
<u>Vietnam Education Foundation</u>							
Vietnam Education Foundation							
<i>Direct Awards</i>							
Vietnam Education Fdn Fellow	99.unk		N	127,395			127,395
	Agency Totals			<u>127,395</u>			<u>127,395</u>
	Cluster Totals			<u>44,419,170</u>	<u>36,220,301</u>	<u>496,701</u>	<u>81,136,172</u>

Cluster: Public Works & Economic Development

US Department of Commerce

US Department of Commerce

Cluster: Public Works & Economic Development

Major Agency: US Department of Commerce

FY10 SEFA

Cluster/Major Agency/Federal Agency/ Award Type/CFDA Prog Title or Award Title	CFDA No.	ARRA	Maj Prog	Urbana	Chicago	Springfield	All campuses
<i>Pass through from State of IL - see also pass through detail</i>							
Economic Adjustment Assistance	11.307		N	211,374			211,374
Agency Totals				<u>211,374</u>			<u>211,374</u>
Cluster Totals				<u>211,374</u>			<u>211,374</u>

Cluster: SNAP

US Department of Agriculture (USDA)

US Department of Agriculture (USDA)

Pass through from State of IL - see also pass through detail

State Administrative Matching Grants for the Supplemental Nutrition Assistance Program	10.561		Y	6,238,574	1,890,339		8,128,913
Agency Totals				<u>6,238,574</u>	<u>1,890,339</u>		<u>8,128,913</u>
Cluster Totals				<u>6,238,574</u>	<u>1,890,339</u>		<u>8,128,913</u>

Cluster: State Fiscal Stabilization Fund

US Department of Education

US Department of Education

Pass through from State of IL - see also pass through detail

ARRA - State Fiscal Stabilization Fund (SFSF) - Education State Grants, Recovery Act	84.394	Y	Y	17,001,940	1,928,476		18,930,416
ARRA - State Fiscal Stabilization Fund (SFSF) - Government Services, Recovery Act	84.397	Y	Y	8,088,437	18,843,435		26,931,872
Agency Totals				<u>25,090,377</u>	<u>20,771,911</u>		<u>45,862,288</u>
Cluster Totals				<u>25,090,377</u>	<u>20,771,911</u>		<u>45,862,288</u>

Cluster: Student Financial Assistance

US Department of Education

US Department of Education

Direct Awards

Federal Supplemental Educational Opportunity Grants	84.007		Y	1,380,657	-364,859		1,015,798
Federal Pell Grant Program	84.063		Y	23,626,448	31,372,210	4,187,681	59,186,339
Academic Competitiveness Grants	84.375		Y	1,455,923	1,388,213	85,057	2,929,193
National Science and Mathematics Access to Retain Talent (SMART) Grants	84.376		Y	1,853,229	1,703,192	85,500	3,641,921
Teacher Education Assistance for College and Higher Education Grants (TEACH Grants)	84.379		Y	39,500		30,000	69,500
Agency Totals				<u>28,355,757</u>	<u>34,098,756</u>	<u>4,388,238</u>	<u>66,842,751</u>

Cluster: Student Financial Assistance

Major Agency: US Department of Education

FY10 SEFA

205

Cluster/Major Agency/Federal Agency/ Award Type/CFDA Prog Title or Award Title	CFDA No.	ARRA	Maj Prog	Urbana	Chicago	Springfield	All campuses
--------------------------------------------------------------------------------	----------	------	----------	--------	---------	-------------	--------------

US Dept of Educ - Federal Work Study programs

Direct Awards

Federal Work-Study Program	84.033		Y	1,620,852	2,089,803	186,084	3,896,739
ARRA - Federal Work-Study Program	84.033	Y	Y	470,737	383,179	35,385	889,301
Agency Totals				<u>2,091,589</u>	<u>2,472,982</u>	<u>221,469</u>	<u>4,786,040</u>

US Health & Human Services (HHS)

Health Resources and Services Administration (HRSA)

Direct Awards

Scholarships for Health Professions Students from Disadvantaged Backgrounds	93.925		Y	13,420	116,537		129,957
Agency Totals				<u>13,420</u>	<u>116,537</u>		<u>129,957</u>
Cluster Totals				<u>30,460,766</u>	<u>36,688,275</u>	<u>4,609,707</u>	<u>71,758,748</u>

Cluster: TANF

US Health & Human Services (HHS)

Administration for Children and Families (ACF)

Pass through from State of IL - see also pass through detail

Temporary Assistance for Needy Families	93.558		Y			291,746	291,746
Agency Totals						<u>291,746</u>	<u>291,746</u>
Cluster Totals						<u>291,746</u>	<u>291,746</u>

Cluster: Teacher Quality Partnership Grants

US Department of Education

US Department of Education

Direct Awards

Teacher Quality Partnership Grants	84.336		N		715,234		715,234
Agency Totals					<u>715,234</u>		<u>715,234</u>
Cluster Totals					<u>715,234</u>		<u>715,234</u>

Cluster: Title I, Part A

US Department of Education

US Department of Education

Pass through from Others - see also pass through detail

Cluster: Title I, Part A
 Major Agency: US Department of Education

Cluster/Major Agency/Federal Agency/ Award Type/CFDA Prog Title or Award Title	CFDA No.	ARRA	Maj Prog	Urbana	Chicago	Springfield	All campuses
Title I Grants to Local Educational Agencies	84.010		N	27,118			27,118
Agency Totals				<u>27,118</u>			<u>27,118</u>
Cluster Totals				<u>27,118</u>			<u>27,118</u>

Cluster: TRIO

US Department of Education

US Department of Education

Direct Awards

TRIO_Student Support Services	84.042		N	265,095	263,192		528,287
TRIO_Upward Bound	84.047		N	392,526	-79,042		313,484
TRIO_McNair Post-Baccalaureate Achievement	84.217		N	224,317			224,317
Agency Totals				<u>881,938</u>	<u>184,150</u>		<u>1,066,088</u>
Cluster Totals				<u>881,938</u>	<u>184,150</u>		<u>1,066,088</u>

Cluster: Vocational Rehabilitation

US Department of Education

US Department of Education

Pass through from State of IL - see also pass through detail

Rehabilitation Services_Vocational Rehabilitation Grants to States	84.126		N		87,479		87,479
ARRA - Rehabilitation Services-Vocational Rehabilitation Grants to States, Recovery Act	84.390	Y	N		79,588		79,588
Agency Totals					<u>167,067</u>		<u>167,067</u>
Cluster Totals					<u>167,067</u>		<u>167,067</u>

Cluster: WIA

US Department of Labor (DOL)

US Department of Labor (DOL)

Pass through from Others - see also pass through detail

WIA Youth Activities	17.259		N	84,660			84,660
ARRA - WIA Youth Activities	17.259	Y	N	3,509			3,509
<i>Pass through from State of IL - see also pass through detail</i>							
WIA Adult Program	17.258		N	346,101		17,621	363,722
WIA Youth Activities	17.259		N	339,229		19,509	358,738

Cluster: WIA

Major Agency: US Department of Labor (DOL)

Cluster/Major Agency/Federal Agency/ Award Type/CFDA Prog Title or Award Title	CFDA No.	ARRA	Maj Prog	Urbana	Chicago	Springfield	All campuses
WIA Dislocated Workers	17.260		N	441,069		25,802	466,871
Agency Totals				<u>1,214,568</u>		<u>62,932</u>	<u>1,277,500</u>
Cluster Totals				<u>1,214,568</u>		<u>62,932</u>	<u>1,277,500</u>

Major Program Codes:

Y - Cluster, program, or award tested as a major program

N - Not tested as a major program

	<u>Urbana</u>	<u>Chicago</u>	<u>Springfield</u>	<u>All campuses</u>
GRAND TOTALS	<u>422,050,254</u>	<u>334,532,242</u>	<u>7,861,595</u>	<u>764,444,091</u>

UNIVERSITY OF ILLINOIS
SCHEDULE OF EXPENDITURES OF FEDERAL AWARDS
NON CASH FEDERAL AWARDS
FEDERAL LOANS DISBURSED AND CAPITAL CONTRIBUTIONS
Year ended June 30, 2010

	<u>CFDA</u>				
	<u>Number</u>	<u>URBANA</u>	<u>Chicago</u>	<u>Springfield</u>	<u>Totals</u>
Student Financial Aid					
U.S. Department of Education					
Federal Direct Student Loans					
Stafford (subsidized & unsubsidized)	84.268	139,889,021	172,901,807	19,800,732	332,591,560
Parent Loans for Undergraduate Students	84.268	64,987,187	14,244,408	1,684,803	80,916,398
Graduate PLUS Loans	84.268	14,612,064	20,726,835	36,918	<u>35,375,817</u>
Total Federal Direct Student Loans		<u>219,488,272</u>	<u>207,873,050</u>	<u>21,522,453</u>	<u>448,883,775</u>
Perkins Loans (capital contributions)	84.038	0	0	0	0
Total U.S. Department of Education		<u>219,488,272</u>	<u>207,873,050</u>	<u>21,522,453</u>	<u>448,883,775</u>
U.S. Department of Health and Human Services (capital contributions)					
Health Professions Student Loans	93.342	0	0	0	0
Loans to Disadvantaged Students	93.342	0	0	0	0
Nurse Faculty Loan Program (NFLP)	93.264	0	29,996	0	29,996
Nursing Student Loans	93.364	<u>0</u>	0	<u>0</u>	<u>0</u>
Total U.S. Department of Health and Human Services		<u>0</u>	<u>29,996</u>	<u>0</u>	<u>29,996</u>
Total Student Financial Aid		<u>219,488,272</u>	<u>207,903,046</u>	<u>21,522,453</u>	<u>448,913,771</u>
Total Noncash Federal Awards		<u>219,488,272</u>	<u>207,903,046</u>	<u>21,522,453</u>	<u>448,913,771</u>

SOURCE of data - UI Student Financial Aid Offices

UNIVERSITY OF ILLINOIS
SCHEDULE OF LOANS ISSUED AND OUTSTANDING BALANCES
Student Loan Disclosure
Year Ended June 30, 2010

	CFDA Number	URBANA	CHICAGO	SPRINGFIELD	Totals
Value of Perkins loans administrative allowance	84.038	48,674		357	49,031
Value of new loans issued to students for Perkins	84.038	973,481	2,986,390	7,136	3,967,007
Value of new loans issued to students for HPSL	93.342	156,082	358,000	0	514,082
Value of new loans issued to students for NFLP	93.264	0	79,667	0	79,667
Value of new loans issued to students for Nursing	93.364	0	0	0	0
Value of new loans issued for LDS	93.342	15,000	110,000	0	125,000
Total value of new loans issued		\$ 1,144,563	\$ 3,534,057	\$ 7,136	\$ 4,685,756
Loan Balance Outstanding - Perkins	84.038	12,746,747	26,332,483	186,687	39,265,917
Loan Balance Outstanding - HPSL	93.342	1,612,743	5,883,300	0	7,496,043
Loan Balance Outstanding - NFLP	93.264	0	298,475	0	298,475
Loan Balance Outstanding - Nursing	93.364	0	512,074	0	512,074
Loan Balance Outstanding - LDS	93.342	389,075	228,310	0	617,385
Total balance outstanding		\$ 14,748,565	\$ 33,254,642	\$ 186,687	\$ 48,189,894

Perkins = Federal Perkins Loan Program
HPSL = Health Professions Student Loans
NFLP = Nurse Faculty Loan Program
Nursing = Nursing Student Loans Program
LDS = Loans to Disadvantaged Students

SOURCE of data - UI Student Financial Aid Offices

UNIVERSITY OF ILLINOIS
SCHEDULE OF EXPENDITURES OF FEDERAL AWARDS
Details for Pass-Through Federal Funding Received by UI as Subawardee and Funding Received from DOE Labs
Year Ended June 30, 2010

Pass-Through Entity

Cluster	Fed Agency	CFDA Number / UI Grant Code / Award Title	Major Program	ARRA	Urbana	Chicago	Springfield	All Campuses
<u>Academy of Applied Sciences</u>								
Cluster: 1R&D								
<i>Fed Agency: Army</i>								
		12.000 / A2395 / Army Sub AAS 09-103	Y		2,600			2,600
<i>Fed Agency: Army Research Office (ARO)</i>								
		12.000 / A2659 / Army Sub AAS 09-72	Y		2,600			2,600
					<u>Pass-through entity total:</u>			<u>5,200</u>
<u>Access Community Health Network</u>								
Cluster: 1R&D								
<i>Fed Agency: Centers for Disease Control and Prevention (CDC)</i>								
		93.000 / E6479 / Access Community Health Network	Y			-7,212		-7,212
<i>Fed Agency: National Institutes of Health (NIH)</i>								
		93.243 / E4899 / Access Community Health Network	Y			32,040		32,040
Cluster: Other Programs								
<i>Fed Agency: Substance Abuse & Mental Health Services Admin (SAMHSA)</i>								
		93.243 / E4506 / Access Community Health Network	N			22,370		22,370
					<u>Pass-through entity total:</u>	<u>47,198</u>		<u>47,198</u>
<u>Active Transportaion Alliance</u>								
Cluster: 1R&D								
<i>Fed Agency: US Department of Education</i>								
		84.000 / G6136 / Active Transportation Alliance	Y			8,915		8,915
					<u>Pass-through entity total:</u>	<u>8,915</u>		<u>8,915</u>
<u>Acumen Scientific</u>								
Cluster: 1R&D								
<i>Fed Agency: Air Force</i>								
		12.800 / A3848 / AF Acumen Scientific SBIR Phase 2	Y		235			235
<i>Fed Agency: Army</i>								
		12.431 / A4416 / Army Sub Acumen UIUC-001	Y		82,342			82,342
					<u>Pass-through entity total:</u>	<u>82,577</u>		<u>82,577</u>

Pass-Through Entity

Cluster	Fed Agency	CFDA Number / UI Grant Code / Award Title	Major Program	ARRA	Urbana	Chicago	Springfield	All Campuses
<u>Administrators of the Tulane Ed Fund DBA Tulane Univ</u>								
Cluster: 1R&D								
<i>Fed Agency: National Institutes of Health (NIH)</i>								
		93.865 / E5367 / Tulane Educ Fund TUL HSC 115 08/0	Y			5,309		5,309
		93.865 / E5561 / Tulane Educational Fund 546515	Y			-2,959		-2,959
<i>Fed Agency: US Health & Human Services (HHS)</i>								
		93.865 / E4956 / Tulane Education Fund TULHSC1660910	Y			65,580		65,580
						<u>67,930</u>		<u>67,930</u>
<u>Advanced Diamond Technologies Inc</u>								
Cluster: 1R&D								
<i>Fed Agency: Defense Threat Reduction Agency (DTRA)</i>								
		12.000 / A3029 / DTRA ADT HDTRA1-09-C-0007-1	Y		238,178			238,178
					<u>238,178</u>			<u>238,178</u>
<u>Aerius Photonics, LLC</u>								
Cluster: 1R&D								
<i>Fed Agency: Defense Advanced Research Projects Agency (DARPA)</i>								
		12.000 / A2200 / DARPA Sub AP PO2006440	Y		16,888			16,888
					<u>16,888</u>			<u>16,888</u>
<u>Agricultural Watershed Institute</u>								
Cluster: 1R&D								
<i>Fed Agency: US Environmental Protection Agency (EPA)</i>								
		66.000 / A5765 / EPA Sub AWI Keefer	Y		12,272			12,272
		66.439 / A5696 / EPA Sub AWI Cooke	Y		31,527			31,527
					<u>43,799</u>			<u>43,799</u>
<u>Agriculture Drainage Management Coalition (ADMC)</u>								
Cluster: 1R&D								
<i>Fed Agency: US Department of Agriculture (USDA)</i>								
		10.000 / A4386 / AG ADMC 2007-02794	Y		9,737			9,737
					<u>9,737</u>			<u>9,737</u>
<u>AIDS Foundation of Chicago</u>								
Cluster: Other Programs								
<i>Fed Agency: Health Resources and Services Administration (HRSA)</i>								
		93.914 / E5527 / AIDS Foundation of Chicago	N			351,108		351,108
<i>Fed Agency: National Institutes of Health (NIH)</i>								
		93.914 / E6514 / AIDS Foundation Of Chicago	N			-2,111		-2,111

Pass-Through Entity

Cluster	Fed Agency	CFDA Number / UI Grant Code / Award Title	Major Program	ARRA	Urbana	Chicago	Springfield	All Campuses
		93.917 / E4452 / AIDS Foundation Of Chicago	N			18,860		18,860
		93.917 / E5097 / AIDS Fdn of Chicago	N			57,842		57,842
		93.917 / E5477 / AIDS Foundation Of Chicago	N			-4,524		-4,524
						<u>421,175</u>		<u>421,175</u>
<u>Alabama A&M University</u>								
Cluster: 1R&D								
<i>Fed Agency: US Department of Agriculture (USDA)</i>								
		10.000 / A4873 / AG AAMU 2005-38814-16523	Y		3,716			3,716
					<u>3,716</u>			<u>3,716</u>
<u>Alaska Department of Environmental Conservation</u>								
Cluster: Other Programs								
<i>Fed Agency: US Environmental Protection Agency (EPA)</i>								
		66.605 / B9156 / CAL Alaska DEC 08-MDN2-78	N		6,134			6,134
					<u>6,134</u>			<u>6,134</u>
<u>Alstom Power Inc</u>								
Cluster: 1R&D								
<i>Fed Agency: US Department of Energy (DOE)</i>								
		81.000 / A4053 / DOE Alstom 97448 KP	Y		-8,032			-8,032
					<u>-8,032</u>			<u>-8,032</u>
<u>American Educational Research Assn(AERA)</u>								
Cluster: 1R&D								
<i>Fed Agency: US National Science Foundation (NSF)</i>								
		47.000 / A3080 / SBC AERA 2009-03245	Y		13,065			13,065
		47.000 / A3808 / SBC AERA 2008-04372 DISS	Y		682			682
					<u>13,747</u>			<u>13,747</u>
<u>American Farmland Trust</u>								
Cluster: 1R&D								
<i>Fed Agency: US Environmental Protection Agency (EPA)</i>								
		66.716 / A3473 / EPA Sub AFT R5 2008-01	Y		14,002			14,002
					<u>14,002</u>			<u>14,002</u>
<u>American International Health Alliance</u>								
Cluster: Other Programs								
<i>Fed Agency: HRSA/BHPR/DADPHP (Health Resources and Services)</i>								
		93.145 / E5398 / AIHA HF4ETH08PPTRJASW00	N			108,589		108,589
		93.145 / E5407 / AIHA H F4TAN 08 P PTR GLDS	N			37,814		37,814

Pass-Through Entity

Cluster	Fed Agency	CFDA Number / UI Grant Code / Award Title	Major Program	ARRA	Urbana	Chicago	Springfield	All Campuses
<i>Fed Agency: National Institutes of Health (NIH)</i>								
		93.145 / E6111 / AIHA- Twinning Center Project	N			112,374		112,374
						<u>258,777</u>		<u>258,777</u>
<u>American Islamic Congress</u>								
Cluster: Other Programs								
<i>Fed Agency: US State Department</i>								
		19.unk / E5166 / The American Islamic Congress	N			10,166		10,166
						<u>10,166</u>		<u>10,166</u>
<u>American Psychiatric Foundation</u>								
Cluster: 1R&D								
<i>Fed Agency: Substance Abuse & Mental Health Services Admin (SAMHSA)</i>								
		93.000 / E5875 / Amer Psychiatric Assoc	Y			-762		-762
						<u>-762</u>		<u>-762</u>
<u>American Society for Engineering Education (ASEE)</u>								
Cluster: Other Programs								
<i>Fed Agency: US NASA</i>								
		43.unk / A3322 / NASA ASEE FLLW 2009-00254	N		11,000			11,000
					<u>11,000</u>			<u>11,000</u>
<u>American Soybean Association</u>								
Cluster: 1R&D								
<i>Fed Agency: US Department of Agriculture (USDA)</i>								
		10.000 / A3196 / AG ASA 809-6200	Y		5,560			5,560
					<u>5,560</u>			<u>5,560</u>
<u>Anasys Instruments</u>								
Cluster: 1R&D								
<i>Fed Agency: Air Force</i>								
		12.000 / A2321 / AF Sub AIC 2010-00721	Y		34,717			34,717
<i>Fed Agency: US Department of Commerce</i>								
		11.612 / A3775 / COM AIC 70NANB7H7025	Y		14,489			14,489
<i>Fed Agency: US National Science Foundation (NSF)</i>								
		47.041 / A2141 / SBC Anasys Instr 2010-04289 SBIR	Y		15,112			15,112
					<u>64,318</u>			<u>64,318</u>

Pass-Through Entity

Cluster	Fed Agency	CFDA Number / UI Grant Code / Award Title	Major Program	ARRA	Urbana	Chicago	Springfield	All Campuses
<u>ANDalyze</u>								
Cluster: 1R&D								
<i>Fed Agency: National Institutes of Health (NIH)</i>								
		93.113 / A3040 / NIH SUB DT 2008-02789	Y		162,617			162,617
<i>Fed Agency: US Environmental Protection Agency (EPA)</i>								
		66.000 / A3754 / EPA Sub EP-D-07-081	Y		3,504			3,504
					<u>166,121</u>			<u>166,121</u>
<u>APEI, Inc.</u>								
Cluster: 1R&D								
<i>Fed Agency: US Department of Defense (DoD)</i>								
		12.000 / E4996 / APEI AF2960	Y			20,553		20,553
						<u>20,553</u>		<u>20,553</u>
<u>Applied Public Policy Research Institute for Study and Evalu</u>								
Cluster: 1R&D								
<i>Fed Agency: US Department of Energy (DOE)</i>								
		81.000 / A2014 / DOE ORNL Sub APPRISE 2010-02990ARRA	Y	Y	12,098			12,098
					<u>12,098</u>			<u>12,098</u>
<u>Aptima</u>								
Cluster: 1R&D								
<i>Fed Agency: US NASA</i>								
		43.000 / A2603 / NASA Sub Aptima 0563-1497	Y		107,503			107,503
					<u>107,503</u>			<u>107,503</u>
<u>Archer Daniels Midland Company</u>								
Cluster: 1R&D								
<i>Fed Agency: National Energy Technology Laboratory (NETL)</i>								
		81.089 / A2333 / DOE Sub ADM DE-FE0001547 ARRA	Y	Y	68,641			68,641
					<u>68,641</u>			<u>68,641</u>
<u>Argonne National Lab</u>								
Cluster: 1R&D								
<i>Fed Agency: Argonne National Lab</i>								
		81.000 / A2081 / DOE ANL 9J-30281-0003A	Y		34,523			34,523
		81.000 / A2337 / DOE ANL 9J-30281-0001A	Y		39,600			39,600
		81.000 / A2703 / DOE ANL 9F-31921	Y		535,477			535,477
		81.000 / A3138 / DOE ANL 4J-00181-0010A	Y		19,443			19,443
		81.000 / A3251 / DOE ANL 8F-02044	Y		52,187			52,187

Pass-Through Entity

Cluster	Fed Agency	CFDA Number / UI Grant Code / Award Title	Major Program	ARRA	Urbana	Chicago	Springfield	All Campuses
		81.000 / A3255 / DOE ANL 8F-02043	Y		38,594			38,594
		81.000 / A3777 / DOE ANL 4J-00181-0006A	Y		11,288			11,288
		81.000 / A3812 / DOE ANL 4J-00181-0008A	Y		94,435			94,435
		81.000 / A3843 / DOE ANL 4J-00181-0007A	Y		34,924			34,924
		81.000 / A4093 / DOE ANL 7F-01341	Y		65,160			65,160
		81.000 / A4341 / DOE ANL 7F-01201	Y		29,615			29,615
		81.000 / A4620 / DOE ANL 7F-00183	Y		-16,250			-16,250
		81.000 / A4633 / DOE ANL 4J-00181-0004A	Y		60,439			60,439
		81.000 / E4394 / ANL BOA 9J-30282 WO 9J-30282-0004A	Y			20,863		20,863
		81.000 / E4553 / Arg Work Order# 9J-30282-0001A	Y			22,157		22,157
		81.000 / E4646 / Argonne Nat Lab No. 0F-32561	Y			29,775		29,775
		81.000 / E4821 / BOA 4J-00161 WO 4J-00161-0015A	Y			29,976		29,976
		81.000 / E4987 / Argonne National Lab 0F-33781	Y			128,263		128,263
		81.000 / E4999 / Argonne Nat Lab 9F-31743	Y			58,975		58,975
		81.000 / E5016 / Argonne Nat Lab 9F-30721	Y			82,698		82,698
		81.000 / E5017 / Argonne Nat Lab No 9F-31381	Y			23,024		23,024
		81.000 / E5019 / BOA 4J-00161 WO 4J-00161-0014A	Y			69,666		69,666
		81.000 / E5094 / Argonne Nat Lab 9F-30761	Y			32,958		32,958
		81.000 / E5142 / Argonne Nat Lab 9F-30701	Y			35,621		35,621
		81.000 / E5309 / Argonne National Lab 8F-02142	Y			41,642		41,642
		81.000 / E5412 / UC Argonne LLC - S. Aggarwal	Y			-16,061		-16,061
		81.000 / E5489 / Argonne Nat Lab 9F-31301	Y			15,767		15,767
		81.000 / E5643 / Argonne Nat. Lab No. 8F-00081	Y			111,944		111,944
		81.000 / E5762 / ANL 7F-01962	Y			-3,715		-3,715
		81.000 / E5897 / Argonne Nat Lab 7F-01143	Y			178,510		178,510
		81.000 / E5937 / Argonne National Lab 7F-00901	Y			44,909		44,909
		81.000 / E6580 / ANL 6F-00004	Y			36,293		36,293
		81.000 / E7252 / ANL 4J-00161-0003A	Y			147,462		147,462
		81.000 / E4811 / Arg Nat Lab ARRA 9J-302820002A	Y	Y		27,850		27,850
		81.049 / E5127 / Argonne Nat Lab 9F-30601	Y			11,441		11,441
Cluster: Other Programs								
<i>Fed Agency: Argonne National Lab</i>								
		81.unk / A2198 / DOE ANL 2010-04907 FLLW	N		2,500			2,500
		81.unk / A3269 / DOE ANL PO 9A-30386 TTA	N		4,824			4,824
		81.unk / A3748 / DOE ANL FUA 8A-06231	N		21,232			21,232
		81.unk / A3896 / DOE ANL 8F-00241	N		118,913			118,913
		81.unk / A3996 / DOE ANL 2008-01228 7B-00201	N		3,553			3,553

Pass-Through Entity

Cluster	Fed Agency	CFDA Number / UI Grant Code / Award Title	Major Program	ARRA	Urbana	Chicago	Springfield	All Campuses
					<u>1,150,457</u>	<u>1,130,018</u>		<u>2,280,475</u>
Arizona Department of Environmental Quality								
Cluster: Other Programs								
<i>Fed Agency: US Environmental Protection Agency (EPA)</i>								
		66.605 / A2260 / CAL EPA 2010-MDN-2-73		N	4,520			4,520
		66.605 / A5116 / CAL EPA 2009-MDN2-73		N	8,802			8,802
					<u>13,322</u>			<u>13,322</u>
Arizona State University								
Cluster: 1R&D								
<i>Fed Agency: Air Force Office of Scientific Research (AFOSR)</i>								
		12.800 / A4988 / AF Sub AZ State 07-750		Y	96,266			96,266
<i>Fed Agency: US Department of Energy (DOE)</i>								
		81.000 / A2822 / DOE Sub ASU 09-208		Y	21,136			21,136
<i>Fed Agency: US NASA</i>								
		43.000 / E5073 / Arizona State 09-179		Y		30,802		30,802
					<u>117,402</u>	<u>30,802</u>		<u>148,204</u>
Arts Midwest								
Cluster: Other Programs								
<i>Fed Agency: US National Endowment for the Arts (NEA)</i>								
		45.025 / A2412 / NEA Arts Midwest 70078		N	3,200			3,200
		45.025 / A2633 / NEA Arts Midwest 69985		N	5,000			5,000
		45.025 / J9432 / 390 NEA Arts Mid Band of The Irish		N			5,000	5,000
		45.025 / J9433 / 390 NEA Arts Midwest Moscow Festiva		N			3,800	3,800
					<u>8,200</u>		<u>8,800</u>	<u>17,000</u>
Assoc Liaison Ofc for University Cooperation in Development								
Cluster: Other Programs								
<i>Fed Agency: United States Agency for International Development (AID)</i>								
		98.unk / E7273 / Assoc Liaison Ofc; NaUKMA Partnership In Public		N		-5,409		-5,409
						<u>-5,409</u>		<u>-5,409</u>
Associated Universities Inc								
Cluster: 1R&D								
<i>Fed Agency: US National Science Foundation (NSF)</i>								
		47.049 / A2094 / SBC RP 2008-05417 ANTC		Y	21,461			21,461
					<u>21,461</u>			<u>21,461</u>

Pass-Through Entity

Cluster	Fed Agency	CFDA Number / UI Grant Code / Award Title	Major Program	ARRA	Urbana	Chicago	Springfield	All Campuses
<u>Association of American Medical Colleges</u>								
Cluster: 1R&D								
<i>Fed Agency: Centers for Disease Control and Prevention (CDC)</i>								
93.283 / E6094 / AAMC MM 0964 07 07								
			Y			129,162		129,162
			<u>Pass-through entity total:</u>			<u>129,162</u>		<u>129,162</u>
<u>Association of Public Land-Grant Universities</u>								
Cluster: Other Programs								
<i>Fed Agency: US Department of Energy (DOE)</i>								
81.unk / A3994 / DOE NASULGC 2008-00964								
			N		1,459			1,459
			<u>Pass-through entity total:</u>			<u>1,459</u>		<u>1,459</u>
<u>Association of Schools of Public Health (ASPH)</u>								
Cluster: 1R&D								
<i>Fed Agency: Centers for Disease Control and Prevention (CDC)</i>								
93.283 / E7180 / Asph S3120-23/25								
			Y			3		3
			<u>Pass-through entity total:</u>			<u>3</u>		<u>3</u>
<u>Auburn University</u>								
Cluster: Other Programs								
<i>Fed Agency: US Department of Agriculture (USDA)</i>								
10.500 / A3483 / AG AU 08-HHP-374648-0008								
			Y		4,903			4,903
			<u>Pass-through entity total:</u>			<u>4,903</u>		<u>4,903</u>
<u>Avera Research Institute</u>								
Cluster: Other Programs								
<i>Fed Agency: US Health & Human Services (HHS)</i>								
93.unk / E5362 / Avera Research Institute ICOCMS030290/01								
			N			162,075		162,075
			<u>Pass-through entity total:</u>			<u>162,075</u>		<u>162,075</u>
<u>Azimuth Corporation</u>								
Cluster: 1R&D								
<i>Fed Agency: Air Force</i>								
12.000 / A1975 / AF Azimuth PO211-009-010								
			Y		-303			-303
			<u>Pass-through entity total:</u>			<u>-303</u>		<u>-303</u>
<u>BAE Systems</u>								
Cluster: 1R&D								
<i>Fed Agency: Army</i>								
12.431 / A9060 / Army BAE SYS 104835								
			Y		272,302			272,302

Pass-Through Entity

Cluster	Fed Agency	CFDA Number / UI Grant Code / Award Title	Major Program	ARRA	Urbana	Chicago	Springfield	All Campuses
<i>Fed Agency: Defense Advanced Research Projects Agency (DARPA)</i>								
		12.910 / A3434 / DARPA BAE 333889	Y		22,070			22,070
		12.910 / E5591 / BAE Systems 310768	Y			570,063		570,063
<i>Fed Agency: Navy</i>								
		12.000 / A2806 / Navy Sub BAE 668790	Y		27,754			27,754
		Pass-through entity total:			322,126	570,063		892,189
<u>Battelle Memorial Institute</u>								
Cluster: 1R&D								
<i>Fed Agency: Army</i>								
		12.000 / A2711 / Army Sub BCHO TCN 09076	Y		107,413			107,413
<i>Fed Agency: US Army Corps of Engineers</i>								
		12.000 / A3092 / Army Sub BCO TCN 08144	Y		1,626			1,626
<i>Fed Agency: US Health & Human Services (HHS)</i>								
		93.000 / E5532 / Battelle 216965 Mod 5	Y			63,298		63,298
		Pass-through entity total:			109,039	63,298		172,337
<u>Baylor College of Medicine</u>								
Cluster: 1R&D								
<i>Fed Agency: US NASA</i>								
		43.000 / A3291 / NASA BCM RE01801 5600400553	Y		129,051			129,051
		43.000 / E6732 / Baylor Coll Med NCC 9 58 189	Y			-11,586		-11,586
		Pass-through entity total:			129,051	-11,586		117,465
<u>BBN Technologies Corporation</u>								
Cluster: 1R&D								
<i>Fed Agency: Air Force</i>								
		12.000 / A3489 / AF Sub BBN PO 9500009703	Y		74,713			74,713
<i>Fed Agency: Army</i>								
		12.000 / A2436 / Army Sub BBN 13765003	Y		385,248			385,248
<i>Fed Agency: US National Science Foundation (NSF)</i>								
		47.082 / A2459 / SBC BBN 1720 ARRA	Y	Y	39,056			39,056
		Pass-through entity total:			499,017			499,017
<u>Beckman Research Institute City of Hope</u>								
Cluster: 1R&D								
<i>Fed Agency: National Institute of Diabetes & Digestive & Kidney Diseases</i>								
		93.847 / E4574 / BRICOH Sub# HHSN276200900006C	Y			12,000		12,000
		Pass-through entity total:				12,000		12,000

Pass-Through Entity

Cluster	Fed Agency	CFDA Number / UI Grant Code / Award Title	Major Program	ARRA	Urbana	Chicago	Springfield	All Campuses
<u>Big Thicket Association, Thicket of Diversity</u>								
Cluster: 1R&D								
<i>Fed Agency: US Department of Interior</i>								
15.000 / C6034 / BTA 2009-03822								
			Y		165			165
					<u>165</u>			<u>165</u>
<u>Biotechnology Research & Development Corp</u>								
Cluster: 1R&D								
<i>Fed Agency: US Department of Agriculture (USDA)</i>								
10.001 / A2288 / AG Sub BRDC 2010-00787								
			Y		65,871			65,871
					<u>65,871</u>			<u>65,871</u>
<u>Boeing Company</u>								
Cluster: 1R&D								
<i>Fed Agency: Navy</i>								
12.000 / A3363 / Navy Boeing 242165								
			Y		5,863			5,863
					<u>5,863</u>			<u>5,863</u>
<u>Boise State University</u>								
Cluster: 1R&D								
<i>Fed Agency: US Department of Education</i>								
84.305 / E5845 / BSU 101G106216-A								
			Y			49,070		49,070
Cluster: Other Programs								
<i>Fed Agency: US National Science Foundation (NSF)</i>								
47.unk / A2712 / SBC Boise State TTA 2009-07137								
			N		6,121			6,121
					<u>6,121</u>	<u>49,070</u>		<u>55,191</u>
<u>Boston University</u>								
Cluster: 1R&D								
<i>Fed Agency: National Institute of Diabetes & Digestive & Kidney Diseases</i>								
93.847 / A2214 / NIH SUB BU GC207852NGC								
			Y		20,953			20,953
<i>Fed Agency: National Institutes of Health (NIH)</i>								
93.121 / A4482 / PHS SUB BOSTON RA5289F0BAJ								
			Y		-3,566			-3,566
					<u>17,387</u>			<u>17,387</u>
<u>Boyce Thompson Institute for Plant Research</u>								
Cluster: 1R&D								
<i>Fed Agency: US Department of Energy (DOE)</i>								
81.000 / A3382 / DOE Sub BTI 08-02								
			Y		48,110			48,110
Cluster: Other Programs								

Pass-Through Entity

Cluster	Fed Agency	CFDA Number / UI Grant Code / Award Title	Major Program	ARRA	Urbana	Chicago	Springfield	All Campuses
<i>Fed Agency: US Department of Energy (DOE)</i>								
		81.unk / A2470 / DOE Sub BTIPR 2010-01193 TTA	N		19,547			19,547
			<u>Pass-through entity total:</u>		<u>67,657</u>			<u>67,657</u>
<u>Boys & Girls Club of Chicago</u>								
Cluster: 1R&D								
<i>Fed Agency: US Department of Education</i>								
		84.287 / D7443 / ISBE BoysGirlsClub 2010-01582	Y		1,580			1,580
		84.287 / D7444 / ISBE BoysGirlsClub 2010-01583	Y		1,580			1,580
		84.287 / D7508 / ISBE BoysGirlsClub 2009-07162	Y		27,001			27,001
		84.287 / D7578 / ISBE BoysGirlsClub 2009-04309	Y		21,842			21,842
			<u>Pass-through entity total:</u>		<u>52,003</u>			<u>52,003</u>
<u>Boys and Girls Clubs of Central Illinois</u>								
Cluster: 1R&D								
<i>Fed Agency: US Department of Education</i>								
		84.287 / D7492 / ISBE BoysGirlsClub 2010-00253	Y		20,308			20,308
			<u>Pass-through entity total:</u>		<u>20,308</u>			<u>20,308</u>
<u>Bradley-Bourbonnais Community Unit School District</u>								
Cluster: Educational Technology State Grants								
<i>Fed Agency: US Department of Education</i>								
		84.386 / D7345 / ISBE BBCHS 2010-04986 Antic	N		6,054			6,054
		84.386 / D7347 / ISBE BBCHS 2010-04988 Antic	N		7,800			7,800
			<u>Pass-through entity total:</u>		<u>13,854</u>			<u>13,854</u>
<u>Bridge Waves Electronics</u>								
Cluster: 1R&D								
<i>Fed Agency: US National Science Foundation (NSF)</i>								
		47.041 / E5919 / Bridge Wave Electronics	Y			191		191
			<u>Pass-through entity total:</u>			<u>191</u>		<u>191</u>
<u>Brigham & Women Hospital Inc</u>								
Cluster: 1R&D								
<i>Fed Agency: National Institutes of Health (NIH)</i>								
		93.393 / E4353 / Brigham And Womens Hospital	Y			2,424		2,424
			<u>Pass-through entity total:</u>			<u>2,424</u>		<u>2,424</u>

Pass-Through Entity

Cluster	Fed Agency	CFDA Number / UI Grant Code / Award Title	Major Program	ARRA	Urbana	Chicago	Springfield	All Campuses
<u>Brookhaven National Lab</u>								
Cluster: 1R&D								
<i>Fed Agency: Brookhaven National Lab</i>								
		81.000 / A2779 / DOE BNL 150252		Y	694,671			694,671
Cluster: Other Programs								
<i>Fed Agency: Brookhaven National Lab</i>								
		81.unk / A2062 / DOE BNL MG 2010-05957 ANTC		N	193,100			193,100
					<u>887,771</u>			<u>887,771</u>
<u>Brown University</u>								
Cluster: 1R&D								
<i>Fed Agency: Army</i>								
		12.431 / A4563 / Army Sub Brown 00000055 P992647		Y	140,365			140,365
					<u>140,365</u>			<u>140,365</u>
<u>Buckmaster Research</u>								
Cluster: 1R&D								
<i>Fed Agency: Air Force</i>								
		12.000 / A2268 / AF Sub Buckmaster 2010-02730		Y	81,175			81,175
		12.000 / A3087 / AF Sub Buckmaster 2009-01210		Y	17,979			17,979
<i>Fed Agency: Air Force Office of Scientific Research (AFOSR)</i>								
		12.000 / A2384 / AF Sub Buckmaster 2010-02842		Y	28,341			28,341
		12.800 / A3872 / AF sub Buckmaster 2008-01163		Y	83,808			83,808
					<u>211,303</u>			<u>211,303</u>
<u>Cahokia Unit School District 187</u>								
Cluster: Other Programs								
<i>Fed Agency: US Department of Education</i>								
		84.287 / D7490 / ISBE Cahokia FY10		N	45,882			45,882
					<u>45,882</u>			<u>45,882</u>
<u>California Institute of Technology</u>								
Cluster: 1R&D								
<i>Fed Agency: NASA Headquarters</i>								
		43.000 / A6455 / NASA JPL 1260125		Y	204,810			204,810
<i>Fed Agency: Office of Naval Research (ONR)</i>								
		12.300 / A4623 / Navy Sub CIT 67F-1082217		Y	118,983			118,983
<i>Fed Agency: US Department of Energy (DOE)</i>								
		81.049 / A2780 / DOE Sub CIT 67N-1087758		Y	568,021			568,021

Pass-Through Entity**Cluster****Fed Agency****CFDA Number / UI Grant Code / Award Title****Major
Program****ARRA****Urbana****Chicago****Springfield****All Campuses**

Fed Agency: US NASA

43.000 / A2870 / NASA JPL 1378722

Y

36,972

36,972

43.000 / A3999 / NASA JPL 1319342

Y

2,995

2,995

43.000 / A4043 / NASA JPL 1319361

Y

4,551

4,551

43.000 / A4090 / NASA JPL 1316421

Y

118,657

118,657

43.000 / A4716 / NASA JPL 1289730

Y

246

246

43.000 / A4748 / NASA JPL 1289744

Y

750

750

43.000 / A9167 / NASA JPL 1236748

Y

5,513

5,513

Pass-through entity total:**1,061,498****1,061,498****Cantimer Incorporated**

Cluster: 1R&D

Fed Agency: Army

12.000 / A3303 / Army Sub Cantimer 2008-04904

Y

15,610

15,610

Pass-through entity total:**15,610****15,610****Capstone Turbine Corporation**

Cluster: 1R&D

Fed Agency: US Department of Energy (DOE)

81.000 / E8051 / Capstone 4000009920

Y

-47,902

-47,902

Pass-through entity total:**-47,902****-47,902****Carnegie Corp of New York**

Cluster: Other Programs

Fed Agency: US Department of Labor (DOL)

17.201 / C6197 / Carnegie B 8532

N

232,837

232,837

Pass-through entity total:**232,837****232,837****Carnegie Institution of Washington**

Cluster: 1R&D

Fed Agency: US Department of Energy (DOE)

81.000 / A3305 / DOE CIW 4-3253-13

Y

74,595

74,595

81.000 / A3704 / DOE CIW 4-3253-11

Y

12,702

12,702

Pass-through entity total:**87,297****87,297****Carnegie Mellon University**

Cluster: 1R&D

Fed Agency: Army

12.431 / A3956 / Army Sub CM 1130077-199232

Y

237,451

237,451

Fed Agency: National Institutes of Health (NIH)

Pass-Through Entity**Cluster****Fed Agency****CFDA Number / UI Grant Code / Award Title****Major
Program****ARRA****Urbana****Chicago****Springfield****All Campuses**

93.286 / A3396 / NIH SUB CMU 1090224-218537	Y		68,941			68,941
<i>Fed Agency: Office of Naval Research (ONR)</i>						
12.300 / A2368 / Navy Sub CM 1141207-236246	Y		86,985			86,985
<i>Fed Agency: US National Science Foundation (NSF)</i>						
47.070 / A2245 / SBC CMU CCF-0915912	Y		135			135
47.070 / A2404 / SBC CMU 1121348-237413	Y		8,680			8,680
47.070 / A6602 / SBC CM 1120464-147649	Y		13,501			13,501
<u>Pass-through entity total:</u>			<u>415,693</u>			<u>415,693</u>

Case Western Reserve University

Cluster: 1R&D

Fed Agency: Army Research Office (ARO)

12.431 / A6995 / Army CWRU 342-0273 Y 45,651 45,651

Fed Agency: NASA Shared Services Center

43.001 / E5199 / Case Western Univ. RES503542 Y 17,533 17,533

Fed Agency: National Institutes of Health (NIH)

93.000 / E4607 / Case Western HHSN275200503406C Y 20,673 20,673

93.000 / E6070 / Case Western U HHSN275200503406C Y -60,353 -60,353

Pass-through entity total: 45,651 -22,147 23,504**Cbana Labs Inc**

Cluster: 1R&D

Fed Agency: Army

12.000 / A2144 / Army Sub Cbana 2010-00910 Y 75,030 75,030

12.000 / A3321 / Army Cbana 2008-06639 Y 37,670 37,670

Pass-through entity total: 112,700 112,700**Center for Clinical and Innovative Research**

Cluster: 1R&D

Fed Agency: US Department of Education

84.133 / G6740 / Inst for Rehab Research Y 14,516 14,516

Pass-through entity total: 14,516 14,516**Center for Rotorcraft Innovation Inc(CRI)**

Cluster: 1R&D

Fed Agency: Federal Aviation Administration (FAA)

20.000 / E5071 / CRI W911W6-06-2-0002-1 Mod P12 Y 68,994 68,994

Pass-through entity total: 68,994 68,994

Pass-Through Entity**Cluster****Fed Agency****CFDA Number / UI Grant Code / Award Title****Major
Program****ARRA****Urbana****Chicago****Springfield****All Campuses**

Center To Protect Workers Rights

Cluster: 1R&D

Fed Agency: National Institute for Occupational Safety & Health

93.000 / E5572 / CPWR 08-1-PS

Y

6,328

6,328

Pass-through entity total:6,3286,328**Central Illinois Friends of PWA Incorporated**

Cluster: Other Programs

Fed Agency: Housing & Urban Development (HUD)

14.unk / E4783 / Central Illinois FRIENDS Of PWA Homelessness Pr

N

13,818

13,818

Pass-through entity total:13,81813,818**Centro Internacional de Agricultura Tropical (CIAT)**

Cluster: 1R&D

Fed Agency: United States Agency for International Development (AID)

98.000 / A5199 / AID CIAT IFPRI #6011

Y

2,143

2,143

Pass-through entity total:2,1432,143**CFD Research Corporation**

Cluster: 1R&D

Fed Agency: Air Force

12.000 / A3015 / AF Sub CFDR 1041

Y

7,389

7,389

Pass-through entity total:7,3897,389**Champaign Consortium**

Cluster: WIA

Fed Agency: US Department of Labor (DOL)

17.259 / A2294 / DOL CC 09-1Y-9050-YETP

N

21,083

21,083

17.259 / A2953 / DOL CC 09-1Y-4050-YETP

N

58,500

58,500

17.259 / A3277 / DOL CC 08-1Y-9050-YETP

N

8,769

8,769

17.259 / A3688 / DOL CC 08-1Y4050-YETP

N

-150

-150

17.259 / A4003 / DOL CC 07-1Y 9050-YETP

N

-3,542

-3,542

Pass-through entity total:84,66084,660**Champaign County Mental Health Board**

Cluster: Other Programs

Fed Agency: US Department of Justice (DOJ)

16.unk / A2175 / DOJ Sub MHC 2010-02362

N

4,946

4,946

Pass-through entity total:4,9464,946

Pass-Through Entity

Cluster	Fed Agency	CFDA Number / UI Grant Code / Award Title	Major Program	ARRA	Urbana	Chicago	Springfield	All Campuses
<u>Champaign CUSD 4</u>								
Cluster: Other Programs								
<i>Fed Agency: US Department of Education</i>								
84.unk / A2233 / DE Sub CCUSD4 2010-04815								
			N		22,905			22,905
			<u>Pass-through entity total:</u>		<u>22,905</u>			<u>22,905</u>
<u>Cherokee Nation</u>								
Cluster: 1R&D								
<i>Fed Agency: US Environmental Protection Agency (EPA)</i>								
66.034 / A7108 / CAL EPA 2007-MDN2-51								
			Y		3,832			3,832
Cluster: Other Programs								
<i>Fed Agency: US Environmental Protection Agency (EPA)</i>								
66.034 / A2427 / CAL EPA 2009-MDN2-51								
			N		7,240			7,240
66.034 / A4565 / CAL EPA 2008-NTN1-69								
			N		1,010			1,010
			<u>Pass-through entity total:</u>		<u>12,082</u>			<u>12,082</u>
<u>Chestnut Health Systems</u>								
Cluster: 1R&D								
<i>Fed Agency: Substance Abuse & Mental Health Services Admin (SAMHSA)</i>								
93.000 / G6104 / Chestnut Health Systems								
			Y			155,182		155,182
			<u>Pass-through entity total:</u>			<u>155,182</u>		<u>155,182</u>
<u>Cheyenne River Sioux Tribe</u>								
Cluster: Other Programs								
<i>Fed Agency: US Environmental Protection Agency (EPA)</i>								
66.034 / A4557 / CAL EPA 2008-MDN2-87								
			N		11,072			11,072
			<u>Pass-through entity total:</u>		<u>11,072</u>			<u>11,072</u>
<u>Chicago Association for Research and Education in Science</u>								
Cluster: 1R&D								
<i>Fed Agency: National Institutes of Health (NIH)</i>								
93.000 / G5914 / CARES								
			Y			8,952		8,952
			<u>Pass-through entity total:</u>			<u>8,952</u>		<u>8,952</u>
<u>Chicago Metropolitan Agency for Planning</u>								
Cluster: 1R&D								
<i>Fed Agency: US Department of Transportation (DOT)</i>								
20.223 / E5487 / Chgo Metro Agency Planning								
			Y			41,907		41,907
			<u>Pass-through entity total:</u>			<u>41,907</u>		<u>41,907</u>

Pass-Through Entity

Cluster	Fed Agency	CFDA Number / UI Grant Code / Award Title	Major Program	ARRA	Urbana	Chicago	Springfield	All Campuses
<u>Chicago Public Schools</u>								
Cluster: 1R&D								
<i>Fed Agency: US Department of Education</i>								
84.364 / F9091 / CPS								
			Y			8,234		8,234
			<u>Pass-through entity total:</u>			<u>8,234</u>		<u>8,234</u>
<u>Chicago State University</u>								
Cluster: 1R&D								
<i>Fed Agency: US Health & Human Services (HHS)</i>								
93.910 / E4508 / Chgo St Univ - 52737 Dr Harden								
			Y			16,034		16,034
Cluster: Other Programs								
<i>Fed Agency: US National Science Foundation (NSF)</i>								
47.076 / E4600 / CSU NSF No. HRD-0904024								
			N			27,029		27,029
47.076 / E4912 / CSU Account No 53327								
			N			30,000		30,000
47.076 / E5395 / Chicago State Univ 53636								
			N			551,432		551,432
47.076 / E5642 / Chgo St U HRD0413000								
			N			42,935		42,935
47.076 / E6261 / Chicago St U P23253 HRD 0413000								
			N			10,099		10,099
			<u>Pass-through entity total:</u>			<u>677,529</u>		<u>677,529</u>
<u>Childrens Memorial Hospital</u>								
Cluster: 1R&D								
<i>Fed Agency: National Institutes of Health (NIH)</i>								
93.233 / E6217 / Childrens Mem Hosp 901050-UIC								
			Y			3,309		3,309
93.865 / E6815 / Childrens Memorial Hosp 900890								
			Y			332		332
			<u>Pass-through entity total:</u>			<u>3,641</u>		<u>3,641</u>
<u>Children's Memorial Hospital</u>								
Cluster: 1R&D								
<i>Fed Agency: National Institute of Mental Health</i>								
93.242 / E5595 / Childrens Memorial Hospital								
			Y			41,203		41,203
<i>Fed Agency: National Institutes of Health (NIH)</i>								
93.000 / E5141 / Childrens Memorial Hospital								
			Y			-1,137		-1,137
93.279 / E5051 / Child Memor Hosp 2009 021N UIC								
			Y			181,414		181,414
			<u>Pass-through entity total:</u>			<u>221,480</u>		<u>221,480</u>
<u>Children's Place Association</u>								
Cluster: 1R&D								
<i>Fed Agency: US Health & Human Services (HHS)</i>								
93.000 / E6447 / The Childrens Place Assoc								
			Y			21,175		21,175

Pass-Through Entity

Cluster	Fed Agency	CFDA Number / UI Grant Code / Award Title	Major Program	ARRA	Urbana	Chicago	Springfield	All Campuses
						<u>Pass-through entity total:</u>	<u>21,175</u>	<u>21,175</u>
City Colleges of Chicago								
Cluster: 1R&D								
<i>Fed Agency: National Institute of General Medical Sciences</i>								
		93.859 / F9205 / City Colleges of Chicago		Y		39,053		39,053
						<u>Pass-through entity total:</u>	<u>39,053</u>	<u>39,053</u>
City of Chicago								
Cluster: 1R&D								
<i>Fed Agency: National Institutes of Health (NIH)</i>								
		93.243 / F9210 / City of Chicago 14056		Y		54,120		54,120
<i>Fed Agency: US Department of Education</i>								
		84.004 / F9102 / Rockford Public Schools		Y		6,222		6,222
<i>Fed Agency: US Department of Justice (DOJ)</i>								
		16.540 / F9189 / City of Chicago PO15144 57610		Y		34,945		34,945
		16.544 / F9241 / City Of Chicago		Y		-23,430		-23,430
<i>Fed Agency: US Health & Human Services (HHS)</i>								
		93.197 / F9121 / CDPH 19731		Y		49,302		49,302
Cluster: Aging								
<i>Fed Agency: Administration on Aging (AOA)</i>								
		93.044 / F9142d / City of Chicago Contract 18808		N		3,190		3,190
		93.045 / F9142e / City of Chicago Contract 18808		N		3,190		3,190
Cluster: Child Nutrition								
<i>Fed Agency: US Department of Agriculture (USDA)</i>								
		10.559 / F9146 / CYS 17962/1		N		-3,052		-3,052
Cluster: Head Start								
<i>Fed Agency: Administration for Children and Families (ACF)</i>								
		93.600 / F9475 / CDHS D0952510959		N		-44		-44
<i>Fed Agency: US Health & Human Services (HHS)</i>								
		93.600 / F9108 / City of Chicago PO 18404/2		N		1,791,040		1,791,040
		93.600 / F9149 / City of Chicago PO No 18404		N		1,513,564		1,513,564
Cluster: Other Programs								
<i>Fed Agency: Administration on Aging (AOA)</i>								
		93.041 / F9142b / City of Chicago Contract 18808		N		3,190		3,190
		93.043 / F9142c / City of Chicago Contract 18808		N		3,190		3,190
		93.052 / F9142f / City of Chicago Contract 18808		N		3,190		3,190
<i>Fed Agency: Centers for Disease Control and Prevention</i>								

Pass-Through Entity**Cluster****Fed Agency****CFDA Number / UI Grant Code / Award Title****Major Program****ARRA****Urbana****Chicago****Springfield****All Campuses**

93.940 / F9230 / Chicago Dept Public Health 15082	N			184		184
<i>Fed Agency: Centers for Disease Control and Prevention (CDC)</i>						
93.206 / F9120 / Chicago Dept. of Public Health	N			47,573		47,573
93.977 / F9106 / Chicago Dept of Public Health	N			55,366		55,366
<i>Fed Agency: Health Resources and Services Administration (HRSA)</i>						
93.914 / F9132 / CDPH 17217-2	N			1,147,880		1,147,880
<i>Fed Agency: Housing & Urban Development (HUD)</i>						
14.218 / F9230 / Chicago Dept Public Health 15082	N			184		184
<i>Fed Agency: National Institutes of Health (NIH)</i>						
93.914 / F9171 / CDPH 17217	N			-4,631		-4,631
93.914 / F9208 / CDPH 34578 PO 8483	N			5,702		5,702
<i>Fed Agency: US Department of Labor (DOL)</i>						
17.235 / F9142a / City of Chicago Contract 18808	N			3,190		3,190
<i>Fed Agency: US Health & Human Services (HHS)</i>						
93.043 / F9093 / City of Chicago PO 20938	N			8,640		8,640
93.977 / F9122 / CDPH 17660	N			22,300		22,300
				<u>4,725,005</u>		<u>4,725,005</u>

City of East St Louis

Cluster: CDBG - Entitlement Grants

Fed Agency: Housing & Urban Development (HUD)

14.218 / A2056 / HUD LJ ESL 2010-06283 ANTC	N		1,348			1,348
			<u>1,348</u>			<u>1,348</u>

City of Freeport

Cluster: Other Programs

Fed Agency: US Department of Agriculture (USDA)

10.unk / A2089 / AG Sub Freeport 2010-06358	N		6,668			6,668
			<u>6,668</u>			<u>6,668</u>

City of Peoria

Cluster: CDBG - Entitlement Grants

Fed Agency: Housing & Urban Development (HUD)

14.218 / F9104 / City of Peoria	N			10,118		10,118
14.218 / F9135 / City of Peoria 09PS20	N			9,903		9,903
14.218 / F9181 / City of Peoria AS 400 08PSI	N			-2,529		-2,529
				<u>17,492</u>		<u>17,492</u>

Pass-Through Entity**Cluster****Fed Agency****CFDA Number / UI Grant Code / Award Title****Major
Program****ARRA****Urbana****Chicago****Springfield****All Campuses**

Clemson University

Cluster: 1R&D

Fed Agency: US National Science Foundation (NSF)

47.050 / A4266 / SBC CU 1140-7558-206-2005990

Y

37,209

37,209

47.050 / A6005 / SBC CLMSN #853-7559-206-2090072

Y

720

720

Cluster: Other Programs

Fed Agency: US Department of Agriculture (USDA)

10.769 / A2374 / AG Clemson 1358-207-2006813

N

24,995

24,995

Pass-through entity total:**62,924****62,924****Cleveland Clinic Foundation**

Cluster: 1R&D

Fed Agency: National Institutes of Health (NIH)

93.113 / E4907 / Cleveland Clinic

Y

16,455

16,455

93.847 / E4484 / Cleveland Clinic

Y

2,599

2,599

Fed Agency: US Department of Defense (DoD)

12.420 / E4736 / Cleveland Clinic 4290552

Y

12,604

12,604

Fed Agency: US Health & Human Services (HHS)

93.849 / E5537 / Cleveland Clinic 4255062

Y

24,445

24,445

Pass-through entity total:**56,103****56,103****Colorado State Univ**

Cluster: 1R&D

Fed Agency: US Department of Agriculture (USDA)

10.200 / A2689 / AG Sub CO G-14490-1

Y

54,134

54,134

10.200 / A3267 / AG COSU G-1459-1

Y

2,472

2,472

10.206 / A3275 / AG COSU G-1469-1

Y

50,878

50,878

Fed Agency: US National Science Foundation (NSF)

47.041 / E4498 / Colorado State University

Y

42,150

42,150

47.074 / A8820 / CAL NSF 2009-NTN1-02

Y

1,674

1,674

Cluster: Other Programs

Fed Agency: US National Science Foundation (NSF)

47.074 / A2455 / CAL Sub COSU 2010-NTN-1-02

N

3,162

3,162

Pass-through entity total:**112,320****42,150****154,470**

Pass-Through Entity

Cluster	Fed Agency	CFDA Number / UI Grant Code / Award Title	Major Program	ARRA	Urbana	Chicago	Springfield	All Campuses
<u>Columbia Univ</u>								
Cluster: 1R&D								
<i>Fed Agency: National Institute of Biomedical Imaging & Bioengineering</i>								
		93.286 / E4985 / Columbia Univ R01EB002332	Y			31,941		31,941
<i>Fed Agency: National Institute of Dental & Craniofacial Research</i>								
		93.121 / E4986 / Columbia Univ R01DE15391	Y			95,261		95,261
<i>Fed Agency: National Institute on Aging</i>								
		93.866 / E4377 / CUofNY 2 acct no 5 35062 PO584828	Y			51,440		51,440
		93.866 / E4997 / Subaward No: #5-35061	Y			163,503		163,503
		93.866 / E5553 / Columbia Univ 2 5 35060	Y			-13,862		-13,862
						<u>328,283</u>		<u>328,283</u>
<u>Community & Econmic Dev Assn of Cook Cty Inc</u>								
Cluster: Other Programs								
<i>Fed Agency: US Department of Energy (DOE)</i>								
		81.042 / A2463 / DOE Sub CEDA 2010-01931 ARRA	N	Y	7,433			7,433
						<u>7,433</u>		<u>7,433</u>
<u>Community Care Options Inc</u>								
Cluster: Other Programs								
<i>Fed Agency: National Institutes of Health (NIH)</i>								
		93.104 / E6428 / Community Care Options Inc-Pillars	N			-1,211		-1,211
						<u>-1,211</u>		<u>-1,211</u>
<u>Community Oriented Policing Service</u>								
Cluster: Other Programs								
<i>Fed Agency: US Department of Justice (DOJ)</i>								
		16.710 / E5622 / COPS 2007CKWX0003	N			119,312		119,312
						<u>119,312</u>		<u>119,312</u>
<u>Community Transportation Association of America</u>								
Cluster: 1R&D								
<i>Fed Agency: US Department of Transportation (DOT)</i>								
		20.514 / F9117 / CTA	Y			47,613		47,613
						<u>47,613</u>		<u>47,613</u>
<u>Computing Research Association</u>								
Cluster: Other Programs								
<i>Fed Agency: US National Science Foundation (NSF)</i>								
		47.070 / A2658 / SBC Comp Res Asc CIF-190 FLLW	N		41,229			41,229

Pass-Through Entity

Cluster	Fed Agency	CFDA Number / UI Grant Code / Award Title	Major Program	ARRA	Urbana	Chicago	Springfield	All Campuses
		47.070 / A2700 / SBC Computing Res Assn CIF-125	N		97,384			97,384
			<u>Pass-through entity total:</u>		<u>138,613</u>			<u>138,613</u>
<u>Cook County Department of Public Health</u>								
Cluster: 1R&D								
<i>Fed Agency: Housing & Urban Development (HUD)</i>								
		14.000 / F9203 / CCDPH 07-41-260	Y			1,875		1,875
			<u>Pass-through entity total:</u>			<u>1,875</u>		<u>1,875</u>
<u>Cornell University</u>								
Cluster: 1R&D								
<i>Fed Agency: National Institutes of Health (NIH)</i>								
		93.242 / E5116 / Cornell U 08121677 01 PO 4100047689	Y			34,907		34,907
<i>Fed Agency: US Department of Agriculture (USDA)</i>								
		10.000 / A8793 / CAL AG 2009-NTN1-24	Y		1,674			1,674
		10.219 / A3096 / AG Sub CU 56161-8856	Y		19,783			19,783
		10.307 / A2357 / AG Sub CU 58821-9113	Y		7,326			7,326
<i>Fed Agency: US National Science Foundation (NSF)</i>								
		47.049 / A4029 / SBC CORNELL 46514-8591	Y		244,104			244,104
		47.074 / A4028 / SBC BTICU 07-04	Y		157			157
		47.075 / A5287 / SBC CRNL 48149-8032	Y		72,638			72,638
Cluster: Other Programs								
<i>Fed Agency: National Institutes of Health (NIH)</i>								
		93.unk / A3132 / NIH SUB TTA CU B31347	N		8,332			8,332
<i>Fed Agency: USDA Coop State Rsrch Educ & Ext Serv (CSREES)</i>								
		10.203 / A2391 / CAL AG 2010-NTN1-24	N		3,162			3,162
			<u>Pass-through entity total:</u>		<u>357,176</u>	<u>34,907</u>		<u>392,083</u>
<u>County of Hancock</u>								
Cluster: Other Programs								
<i>Fed Agency: Federal Emergency Management Agency (FEMA)</i>								
		97.unk / A2467 / DHS FEMA HC 2009-06073	N		41,508			41,508
			<u>Pass-through entity total:</u>		<u>41,508</u>			<u>41,508</u>
<u>County of Suffolk</u>								
Cluster: 1R&D								
<i>Fed Agency: US Environmental Protection Agency (EPA)</i>								
		66.456 / A6526 / CAL EPA 2007-NTN1-56	Y		2,912			2,912
Cluster: Other Programs								

Pass-Through Entity

Cluster	Fed Agency	CFDA Number / UI Grant Code / Award Title	Major Program	ARRA	Urbana	Chicago	Springfield	All Campuses
<i>Fed Agency: US Environmental Protection Agency (EPA)</i>								
		66.456 / A2231 / CAL EPA 2010-NTN1-56		N	3,208			3,208
					<u>6,120</u>			<u>6,120</u>
<u>CPBR - Consortium for Plant Biotechnology Research Inc</u>								
Cluster: 1R&D								
<i>Fed Agency: US Department of Energy (DOE)</i>								
		81.000 / A2086 / DOE Sub CPBR JJ 2010-01247 ANT		Y	14,575			14,575
		81.087 / A2173 / DOE Sub CPBR G012026-306		Y	2,400			2,400
		81.087 / A3252 / DOE CPBR G012026-270		Y	101,502			101,502
		81.087 / A5649 / DOE CPBR GO 12026-220		Y	-14			-14
					<u>118,463</u>			<u>118,463</u>
<u>CPRResearch</u>								
Cluster: 1R&D								
<i>Fed Agency: Army</i>								
		12.000 / A3229 / Army CPRResearch W91WAW-08-C-0023		Y	13,958			13,958
					<u>13,958</u>			<u>13,958</u>
<u>Creare Inc</u>								
Cluster: 1R&D								
<i>Fed Agency: Air Force Office of Scientific Research (AFOSR)</i>								
		12.300 / A4283 / AF Sub Creare 48166		Y	54,170			54,170
					<u>54,170</u>			<u>54,170</u>
<u>Creighton University</u>								
Cluster: 1R&D								
<i>Fed Agency: National Institutes of Health (NIH)</i>								
		93.393 / E4844 / Creighton University		Y		9,600		9,600
						<u>9,600</u>		<u>9,600</u>
<u>CU Aerospace LLC</u>								
Cluster: 1R&D								
<i>Fed Agency: Air Force Office of Scientific Research (AFOSR)</i>								
		12.800 / A3897 / AF sub CU Aero 2007-04585		Y	93,855			93,855
<i>Fed Agency: Army</i>								
		12.000 / A2443 / Army Sub CUAero 2009-07014		Y	40,012			40,012
		12.000 / A3027 / Army Sub CUAero 2008-06516		Y	3,112			3,112
		12.431 / A6700 / Army CU Aerospace 04-213		Y	-5,884			-5,884
<i>Fed Agency: Defense Advanced Research Projects Agency (DARPA)</i>								

Pass-Through Entity

Cluster	Fed Agency	CFDA Number / UI Grant Code / Award Title	Major Program	ARRA	Urbana	Chicago	Springfield	All Campuses
		12.000 / A3253 / DARPA CUAerospace 2008-02865	Y		127,940			127,940
		<i>Fed Agency: Missile Defense Agency (MDA)</i>						
		12.431 / A4284 / Army sub CU Aero 2007-02249	Y		30,696			30,696
		<i>Fed Agency: US NASA</i>						
		43.000 / A3086 / NASA Sub CU Aerospace 2009-00269	Y		89,057			89,057
					<u>378,788</u>			<u>378,788</u>
		<u>Cyber Defense Agency, LLC</u>						
		Cluster: 1R&D						
		<i>Fed Agency: Air Force</i>						
		12.000 / A3137 / AF Sub CDA 00048-001	Y		129,304			129,304
					<u>129,304</u>			<u>129,304</u>
		<u>Dance USA</u>						
		Cluster: 1R&D						
		<i>Fed Agency: US National Endowment for the Arts (NEA)</i>						
		45.169 / A2762 / NEA Dance USA 2008-05459	Y		10,000			10,000
					<u>10,000</u>			<u>10,000</u>
		<u>Dartmouth College</u>						
		Cluster: 1R&D						
		<i>Fed Agency: US Department of Homeland Security(USDHS)</i>						
		97.000 / A4431 / DHS Dartmouth 5-36425.5780 42	Y		13,198			13,198
		97.000 / A4435 / DHS Dartmouth 5-36428.5730 69	Y		-5,197			-5,197
		97.001 / A3372 / DHS Sub DC FLLW 470	Y		78,576			78,576
					<u>86,577</u>			<u>86,577</u>
		<u>DE Technologies, Inc</u>						
		Cluster: 1R&D						
		<i>Fed Agency: Defense Advanced Research Projects Agency (DARPA)</i>						
		12.000 / A3037 / Army Sub DET PO-09-120	Y		82,049			82,049
		Cluster: Other Programs						
		<i>Fed Agency: Defense Advanced Research Projects Agency (DARPA)</i>						
		12.unk / A2167 / DARPA Sub DET 2010-04933 TTA	N		2,481			2,481
					<u>84,530</u>			<u>84,530</u>
		<u>Denver Health and Hospital Authority</u>						
		Cluster: 1R&D						
		<i>Fed Agency: National Institutes of Health (NIH)</i>						
		93.393 / E4965 / Denver Health & Hosp Auth E1815G1	Y			50,083		50,083

Pass-Through Entity

Cluster	Fed Agency	CFDA Number / UI Grant Code / Award Title	Major Program	ARRA	Urbana	Chicago	Springfield	All Campuses
						<u>50,083</u>		<u>50,083</u>
<u>Pass-through entity total:</u>								
DePaul Univ								
Cluster: 1R&D								
<i>Fed Agency: National Institutes of Health (NIH)</i>								
		93.279 / E5564 / DePaul University 500500SG035	Y			43,825		43,825
<i>Fed Agency: US Department of Education</i>								
		84.305 / E5205 / DePaul University R305A080562	Y			53,615		53,615
<u>Pass-through entity total:</u>								
						<u>97,440</u>		<u>97,440</u>
Distributed Sensor Technologies								
Cluster: 1R&D								
<i>Fed Agency: National Institute of Standards & Technology</i>								
		11.612 / E5077 / DST/NIST JV 70NANB9H9010	Y			184,600		184,600
<u>Pass-through entity total:</u>								
						<u>184,600</u>		<u>184,600</u>
Drexel University								
Cluster: 1R&D								
<i>Fed Agency: National Institute of Allergy & Infectious Diseases</i>								
		93.856 / E6953 / Drexel U 232192	Y			-29,618		-29,618
<i>Fed Agency: US National Science Foundation (NSF)</i>								
		47.041 / E6135 / Drexel University 235433	Y			80,018		80,018
<u>Pass-through entity total:</u>								
						<u>50,400</u>		<u>50,400</u>
Duke University								
Cluster: 1R&D								
<i>Fed Agency: National Cancer Institute</i>								
		93.398 / E7305 / Duke U 148452-140983-133695	Y			15,440		15,440
<i>Fed Agency: National Institute of Nursing Research</i>								
		93.361 / E6390 / Duke U 136844/140717	Y			127,932		127,932
<i>Fed Agency: US National Science Foundation (NSF)</i>								
		47.049 / A3155 / SBC Duke 09-NSF-1075	Y		100,819			100,819
<u>Pass-through entity total:</u>								
					<u>100,819</u>	<u>143,372</u>		<u>244,191</u>
DuPage County								
Cluster: 1R&D								
<i>Fed Agency: Centers for Disease Control and Prevention (CDC)</i>								
		93.946 / A3188 / NIH SUB DCROE 1H75DP001870-01	Y		32,984			32,984
<i>Fed Agency: US Department of Education</i>								
		84.215 / A3191 / DE Sub DuPage 2009-01359	Y		11,785			11,785

Pass-Through Entity

Cluster	Fed Agency	CFDA Number / UI Grant Code / Award Title	Major Program	ARRA	Urbana	Chicago	Springfield	All Campuses
Cluster: Other Programs								
<i>Fed Agency: US Department of Interior</i>								
		15.809 / B9048 / Dupage County S15618a	N		37,772			37,772
					<u>82,541</u>			<u>82,541</u>
<u>Dynamac Corporation</u>								
Cluster: 1R&D								
<i>Fed Agency: US NASA</i>								
		43.000 / A9006 / CAL NASA 2008-NTN1-05	Y		2,020			2,020
					<u>2,020</u>			<u>2,020</u>
<u>E.O. Lawrence Berkeley National Laboratory</u>								
Cluster: 1R&D								
<i>Fed Agency: E.O. Lawrence Berkeley National Laboratory</i>								
		81.000 / A5474 / DOE LBNL 6801263	Y		558			558
					<u>558</u>			<u>558</u>
<u>Eden Park Illumination</u>								
Cluster: 1R&D								
<i>Fed Agency: Air Force</i>								
		12.000 / A3505 / AF Sub EPI 2008-06491	Y		3,974			3,974
<i>Fed Agency: Air Force Office of Scientific Research (AFOSR)</i>								
		12.000 / A2379 / AF Sub EPI 2010-00936	Y		286,032			286,032
					<u>290,006</u>			<u>290,006</u>
<u>Education Development Center Inc</u>								
Cluster: 1R&D								
<i>Fed Agency: Substance Abuse & Mental Health Services Admin (SAMHSA)</i>								
		93.243 / E5281 / EDC 2HR1SM54865 No 5231	Y			28,574		28,574
						<u>28,574</u>		<u>28,574</u>
<u>ELORET Corporation</u>								
Cluster: 1R&D								
<i>Fed Agency: US Department of Defense (DoD)</i>								
		12.000 / G5781 / ELORET Corporation	Y			36,228		36,228
						<u>36,228</u>		<u>36,228</u>
<u>EMMES Corporation</u>								
Cluster: 1R&D								
<i>Fed Agency: National Institute of Child Health & Human Development</i>								
		93.000 / E5796 / EMMES 3216 002 2007	Y			4,628		4,628

Pass-Through Entity**Cluster****Fed Agency****CFDA Number / UI Grant Code / Award Title****Major
Program****ARRA****Urbana****Chicago****Springfield****All Campuses**

Fed Agency: National Institutes of Health (NIH)

93.000 / E6101 / THE EMMES Corporation 2004-0532

Y

855

855

93.867 / E6473 / EMMES Corporation

Y

1,108

1,108

Pass-through entity total:6,5916,591**Emory University**

Cluster: 1R&D

Fed Agency: Air Force Office of Scientific Research (AFOSR)

12.800 / A3992 / AF sub Emory 5-26585-G1

Y

147,736

147,736

Fed Agency: National Institutes of Health (NIH)

93.837 / E5009 / Emory Univ S395004

Y

498,877

498,877

93.837 / E5802 / Emory U 5 22252 G1

Y

39,332

39,332

Fed Agency: US National Science Foundation (NSF)

47.049 / A2292 / SBC Emory Univ S337215

Y

8,550

8,550

47.075 / E5493 / Emory University 5-28135-G1

Y

10,322

10,322

Pass-through entity total:156,286548,531704,817**EPIR Technologies**

Cluster: 1R&D

Fed Agency: Army

12.000 / E5238 / EPIR 0069-08-SUIC-0001

Y

80,015

80,015

Fed Agency: US Army Corps of Engineers

12.114 / E5460 / EPIR 0022 SUIC 08 0001

Y

130,635

130,635

Pass-through entity total:210,650210,650**Evolved Machines Federal Contracting Inc**

Cluster: 1R&D

Fed Agency: Defense Advanced Research Projects Agency (DARPA)

12.000 / A3091 / DARPA Sub EMFC 2009-02518

Y

125,312

125,312

Pass-through entity total:125,312125,312**Fermilab**

Cluster: 1R&D

Fed Agency: Fermilab

81.000 / A2067 / DOE FERMI 592717

Y

2,764

2,764

81.000 / A2174 / DOE FERMI 592081

Y

28,976

28,976

81.000 / A2392 / DOE FERMI 585722

Y

36,051

36,051

81.000 / A4035 / DOE FERMI 577558

Y

86,766

86,766

81.000 / E4352 / Fermi Lab

Y

51,390

51,390

Pass-Through Entity**Cluster****Fed Agency****CFDA Number / UI Grant Code / Award Title****Major
Program****ARRA****Urbana****Chicago****Springfield****All Campuses**

81.000 / E5032 / Fermi Lab PO No 582701	Y			8,827		8,827
81.000 / E5143 / Fermi National Lab PO No 588169	Y			-60		-60
81.000 / E6362 / Fermi National Lab PO 570197	Y			32,395		32,395
81.000 / E6363 / Fermi National Lab. PO 570202	Y			33,127		33,127
<u>Pass-through entity total:</u>			<u>154,557</u>	<u>125,679</u>		<u>280,236</u>

First Pic Inc

Cluster: 1R&D

Fed Agency: Housing & Urban Development (HUD)

14.862 / A5342 / HUD FP SRA 2006-01235-00	Y		21,258			21,258
<u>Pass-through entity total:</u>			<u>21,258</u>			<u>21,258</u>

Forest County Potawatomi Community EPA

Cluster: 1R&D

Fed Agency: US Environmental Protection Agency (EPA)

66.000 / A5721 / CAL EPA 2007-NTN1-64	Y		112			112
66.000 / A5723 / CAL EPA 2007-MDN2-66 WI10	Y		212			212

Cluster: Other Programs

Fed Agency: US Environmental Protection Agency (EPA)

66.unk / A2849 / CAL EPA 2009-NTN1-64	N		5,705			5,705
66.unk / A2850 / CAL EPA 2009-MDN2-66	N		10,809			10,809
<u>Pass-through entity total:</u>			<u>16,838</u>			<u>16,838</u>

Fort Peck Tribes

Cluster: 1R&D

Fed Agency: US Environmental Protection Agency (EPA)

66.000 / A8848 / CAL EPA 2009-NTN1-19	Y		2,020			2,020
---------------------------------------	---	--	-------	--	--	-------

Cluster: Other Programs

Fed Agency: US Environmental Protection Agency (EPA)

66.unk / A2354 / CAL EPA 2010-NTN1-19	N		3,816			3,816
<u>Pass-through entity total:</u>			<u>5,836</u>			<u>5,836</u>

Fred Hutchinson Cancer Research Center

Cluster: 1R&D

Fed Agency: Centers for Disease Control and Prevention (CDC)

93.941 / E4790 / FHCR 0000678002	Y			403,717		403,717
----------------------------------	---	--	--	---------	--	---------

Fed Agency: National Cancer Institute

93.399 / E5252 / Fred Hutchinson Cancer 655608	Y			1,011		1,011
------------------------------------------------	---	--	--	-------	--	-------

Fed Agency: National Institute of Allergy & Infectious Diseases

Pass-Through Entity**Cluster****Fed Agency****CFDA Number / UI Grant Code / Award Title****Major Program****ARRA****Urbana****Chicago****Springfield****All Campuses**

93.855 / E4842 / Fred Hutchinson 0000676934

Y

740,185

740,185

93.855 / E5414 / Fred Hutchinson 0000654620

Y

-1,564

-1,564

Fed Agency: US Health & Human Services (HHS)

93.855 / E4366 / Fred Hutchinson

Y

23,719

23,719

93.855 / E4367 / Fred Hutchinson

Y

22,116

22,116

93.941 / E5221 / Fred Hutchinson 0000658014

Y

212,093

212,093

Cluster: Other Programs

Fed Agency: National Institutes of Health (NIH)

93.unk / A2553 / NIH SUB TTA FHCRC 2010-00305

N

5,891

5,891

Pass-through entity total:5,8911,401,2771,407,168**G E Global Research**

Cluster: 1R&D

Fed Agency: Navy

12.000 / A3136 / Navy Sub GE 400019573

Y

182,718

182,718

Pass-through entity total:182,718182,718**Gallaudet University**

Cluster: 1R&D

Fed Agency: US National Science Foundation (NSF)

47.075 / A2272 / SBC Gallaudet #0000018434

Y

41,143

41,143

47.075 / A2516 / SBC GU 0000018432

Y

117,325

117,325

47.075 / A3023 / SBC GU 0000017223

Y

21,960

21,960

47.075 / A3467 / SBC GU 0000017110

Y

75,905

75,905

47.075 / A3823 / SBC GU 0000015851

Y

11,874

11,874

Pass-through entity total:268,207268,207**Genesic Semiconductor Inc**

Cluster: 1R&D

Fed Agency: US Department of Defense (DoD)

12.000 / E4796 / GeneSic Semiconductor

Y

49,966

49,966

Fed Agency: US Department of Energy (DOE)

81.049 / E5219 / Genesic Semiconductor

Y

159,198

159,198

Pass-through entity total:209,164209,164**Geological Survey of Alabama**

Cluster: 1R&D

Fed Agency: US Fish & Wildlife

15.000 / A3927 / INT FWS sub GSA C8035004

Y

47,098

47,098

Pass-Through Entity

Cluster	Fed Agency	CFDA Number / UI Grant Code / Award Title	Major Program	ARRA	Urbana	Chicago	Springfield	All Campuses
					<u>47,098</u>			<u>47,098</u>
<u>Georgetown University</u>								
Cluster: 1R&D								
	<i>Fed Agency: National Institute of Mental Health</i>							
	93.000 / E5170 / Georgetown University		Y			7,062		7,062
	<i>Fed Agency: National Institutes of Health (NIH)</i>							
	93.399 / A3770 / PHS SUB GU RX 44000-062-UI3		Y		18			18
	<i>Fed Agency: US Health & Human Services (HHS)</i>							
	93.853 / E6836 / Georgetown U RX2210041 UIC		Y			-936		-936
					<u>18</u>	<u>6,126</u>		<u>6,144</u>
<u>Georgia Institute of Technology</u>								
Cluster: 1R&D								
	<i>Fed Agency: Air Force</i>							
	12.000 / A2678 / AF Sub GIT R8251-S7		Y		23,000			23,000
	<i>Fed Agency: Air Force Office of Scientific Research (AFOSR)</i>							
	12.630 / A5623 / AF GIT E-25-6MV-G1		Y		330,579			330,579
	12.800 / A3547 / AF Sub GIT R9595-G1		Y		80,607			80,607
	<i>Fed Agency: US National Science Foundation (NSF)</i>							
	47.041 / A2458 / SBC Ga Tech RA023-G1		Y		358			358
	47.041 / A2821 / SBC Georgia Tech E-20-L05-G8		Y		24,015			24,015
	47.076 / E4884 / Georgia Inst of Tech RA067-G2		Y			70,147		70,147
	47.076 / E5604 / Georgia Institute of Tech R9206 G2		Y			15,192		15,192
					<u>458,559</u>	<u>85,339</u>		<u>543,898</u>
<u>Governors State University</u>								
Cluster: 1R&D								
	<i>Fed Agency: US Health & Human Services (HHS)</i>							
	93.307 / E6142 / Governors State U P20-MD001816 01		Y			141,200		141,200
						<u>141,200</u>		<u>141,200</u>
<u>Gramercy Research Group</u>								
Cluster: 1R&D								
	<i>Fed Agency: National Heart Lung & Blood Institute</i>							
	93.837 / A2320 / NIH SUB GRG 0005-S1		Y		22,036			22,036
					<u>22,036</u>			<u>22,036</u>

Pass-Through Entity

Cluster	Fed Agency	CFDA Number / UI Grant Code / Award Title	Major Program	ARRA	Urbana	Chicago	Springfield	All Campuses
<u>Gynecology Oncology Group</u>								
Cluster: 1R&D								
<i>Fed Agency: National Cancer Institute</i>								
		93.395 / E4482 / GOG Grant # CA27469-30	Y			1,353		1,353
<i>Fed Agency: National Institutes of Health (NIH)</i>								
		93.395 / E5042 / Gynecologic Oncology Group	Y			2,759		2,759
		93.395 / E5470 / CA27469-28	Y			-4		-4
						<u>4,108</u>		<u>4,108</u>
<u>Gynuity Health Projects</u>								
Cluster: 1R&D								
<i>Fed Agency: United States Agency for International Development (AID)</i>								
		98.012 / E5014 / Gynuity Health Projects	Y			89,180		89,180
						<u>89,180</u>		<u>89,180</u>
<u>Harvard College</u>								
Cluster: 1R&D								
<i>Fed Agency: Defense Advanced Research Projects Agency (DARPA)</i>								
		12.431 / A3780 / DARPA HC 02-130130-00	Y		251,070			251,070
<i>Fed Agency: National Institute of Child Health & Human Development</i>								
		93.865 / E5673 / Harvard 5 U 01 HD052102 02	Y			-2,187		-2,187
<i>Fed Agency: National Institutes of Health (NIH)</i>								
		93.865 / E5366 / Harvard University 5 U01 HD05210204	Y			84,903		84,903
<i>Fed Agency: US Health & Human Services (HHS)</i>								
		93.865 / E4957 / Harvard 5 U01 HD052102-05	Y			524,797		524,797
					<u>251,070</u>	<u>607,513</u>		<u>858,583</u>
<u>Health Federation of Philadelphia</u>								
Cluster: Other Programs								
<i>Fed Agency: Corporation for National & Community Service</i>								
		94.006 / E4851 / HFP 07NDHPA003	N			150,283		150,283
		94.006 / E5364 / Health Fed of Philadelphia 08-09	N			29,631		29,631
						<u>179,914</u>		<u>179,914</u>
<u>Healthy Schools Campaign</u>								
Cluster: 1R&D								
<i>Fed Agency: National Institutes of Health (NIH)</i>								
		93.113 / E6571 / Healthy Schools Campaign	Y			-32		-32
						<u>-32</u>		<u>-32</u>

Pass-Through Entity

Cluster	Fed Agency	CFDA Number / UI Grant Code / Award Title	Major Program	ARRA	Urbana	Chicago	Springfield	All Campuses
<u>Hektoen Institute for Medical Research</u>								
Cluster: 1R&D								
<i>Fed Agency: National Institute of Allergy & Infectious Diseases</i>								
	93.855 /	E4769 / Hektoen Institute for MR	Y			19,389		19,389
	93.855 /	E5997 / Hekt Inst 50607-324-UIC1-A134993	Y			-1,086		-1,086
<i>Fed Agency: National Institutes of Health (NIH)</i>								
	93.000 /	E5650 / Hektoen Inst 50606 324 UIC	Y			884		884
	93.701 /	E4605 / Hektoen Inst ARRA	Y	Y		17,504		17,504
	93.855 /	E4519 / Hektoen Institute	Y			12,059		12,059
	93.855 /	E4918 / Hektoen Institute 50608-324	Y			73,143		73,143
	93.856 /	E8210 / Hektoen Inst AI34993	Y			-3,645		-3,645
	93.856 /	F9404 / Hektoen Ai034993	Y			3,776		3,776
<i>Fed Agency: US Health & Human Services (HHS)</i>								
	93.855 /	E4588 / Hektoen 50609-324-UIC1-AI034993	Y			54,109		54,109
	93.855 /	E5087 / Hektoen Inst 50608-324-UIC1-AI34993	Y			75,866		75,866
						<u>251,999</u>		<u>251,999</u>
<u>Henderson County</u>								
Cluster: Other Programs								
<i>Fed Agency: US Department of Homeland Security(USDHS)</i>								
	97.unk /	A2518 / DHS FEMA HC 2009-06076	N		42,445			42,445
						<u>42,445</u>		<u>42,445</u>
<u>Henry M Jackson Fdn for the Advancement of Military Medicine</u>								
Cluster: Other Programs								
<i>Fed Agency: US Department of Defense (DoD)</i>								
	12.unk /	E6461 / Henry Jackson Fdn 00000123596	N			437		437
						<u>437</u>		<u>437</u>
<u>High Performance Technologies Inc</u>								
Cluster: 1R&D								
<i>Fed Agency: Army</i>								
	12.000 /	A2210 / DDR&E HPTi 2010-04591 TO 002	Y		27,487			27,487
	12.000 /	A2504 / Army HPTi GS04T09DBC0017	Y		2,570			2,570
	12.431 /	A5750 / Army HPTi 2005-UIUC-2001-001	Y		39,940			39,940
						<u>69,997</u>		<u>69,997</u>

Pass-Through Entity

Cluster	Fed Agency	CFDA Number / UI Grant Code / Award Title	Major Program	ARRA	Urbana	Chicago	Springfield	All Campuses
<u>Howard Brown Health Center</u>								
Cluster: 1R&D								
<i>Fed Agency: National Institutes of Health (NIH)</i>								
		93.395 / E6927 / Howard Brown Health Center		Y		44,866		44,866
						<u>44,866</u>		<u>44,866</u>
<u>Howard University</u>								
Cluster: 1R&D								
<i>Fed Agency: US Dept of Commerce NOAA</i>								
		11.481 / A4337 / COM Howard 631017-H0409050		Y	180,239			180,239
					<u>180,239</u>			<u>180,239</u>
<u>HRL Laboratories</u>								
Cluster: 1R&D								
<i>Fed Agency: Defense Advanced Research Projects Agency (DARPA)</i>								
		12.000 / A2192 / DARPA Sub HRL 9060-000706		Y	74,250			74,250
					<u>74,250</u>			<u>74,250</u>
<u>Humanities Iowa</u>								
Cluster: Other Programs								
<i>Fed Agency: US National Endowment for the Humanities (NEH)</i>								
		45.129 / A3151 / NEH SUB HI 31-1-005		N	11,055			11,055
					<u>11,055</u>			<u>11,055</u>
<u>Idaho National Engr & Env Lab</u>								
Cluster: 1R&D								
<i>Fed Agency: Idaho National Engr & Env Lab</i>								
		81.000 / A2408 / DOE INL 00091210		Y	134,236			134,236
Cluster: Other Programs								
<i>Fed Agency: Idaho National Engr & Env Lab</i>								
		81.unk / A2402 / DOE INL 00087327		N	1,666			1,666
					<u>135,902</u>			<u>135,902</u>
<u>IDAWY Acquisition Service Center</u>								
Cluster: 1R&D								
<i>Fed Agency: US Department of Agriculture (USDA)</i>								
		10.652 / A2748 / CAL AG 2009-NTN1-34		Y	5,836			5,836
					<u>5,836</u>			<u>5,836</u>

Pass-Through Entity

Cluster	Fed Agency	CFDA Number / UI Grant Code / Award Title	Major Program	ARRA	Urbana	Chicago	Springfield	All Campuses
IDNR Division of Fisheries								
Cluster: 1R&D								
<i>Fed Agency: US Fish & Wildlife</i>								
		15.605 / D7832 / IDNR FWS F-101-R-20	Y		419			419
		15.605 / D7837 / IDNR FWS F-123-R-15	Y		-3,976			-3,976
		15.605 / D7848 / IDNR FWS F-52-R-23	Y		-2,407			-2,407
		15.605 / D7861 / IDNR FWS F-69-R-22	Y		9,044			9,044
		15.634 / D8080 / IDNR FWS T-38-P-1	Y		5,933			5,933
Cluster: Fish and Wildlife								
<i>Fed Agency: US Fish & Wildlife</i>								
		15.611 / D7828 / IDNR FWS W-147-T-2	N		-3,696			-3,696
					<u>5,317</u>			<u>5,317</u>
IDNR Division of Wildlife Resources								
Cluster: 1R&D								
<i>Fed Agency: US Fish & Wildlife</i>								
		15.634 / D8015 / IDNR FWS T-42-R-1	Y		5,798			5,798
		15.634 / D8085 / IDNR FWS T-36-P-1	Y		50,097			50,097
		15.634 / D8199 / IDNR FWS T-25-P-1	Y		64,397			64,397
					<u>120,292</u>			<u>120,292</u>
IDNR Office of Resource Conservation								
Cluster: 1R&D								
<i>Fed Agency: US Fish & Wildlife</i>								
		15.611 / D7599 / IDNR FWS W-154-R-1	Y		29,463			29,463
		15.634 / D7981 / IDNR RC07T17P1	Y		4,491			4,491
					<u>33,954</u>			<u>33,954</u>
IL Board of Higher Education (IBHE)								
Cluster: 1R&D								
<i>Fed Agency: US Department of Education</i>								
		84.367 / D7814 / IBHE NCLB FY08 Evans	Y		44,230			44,230
Cluster: Other Programs								
<i>Fed Agency: US Department of Education</i>								
		84.367 / D7550 / IBHE NCLB 2009-03617	N		112,862			112,862
		84.367 / D7553 / IBHE NCLB 2009-03694	N		158,844			158,844
		84.367 / D7826 / IBHE NCLB FY08 Pianfetti	N		119,219			119,219
		84.367 / D7927 / IBHE NCLB FY07	N		-263			-263

Pass-Through Entity

Cluster	Fed Agency	CFDA Number / UI Grant Code / Award Title	Major Program	ARRA	Urbana	Chicago	Springfield	All Campuses
<u>Pass-through entity total:</u>					<u>434,892</u>			<u>434,892</u>
<u>IL Community College Board</u>								
Cluster: Other Programs								
<i>Fed Agency: US Department of Education</i>								
		84.048 / D7467 / ICCB CTEL10002	N		103,864			103,864
		84.048 / D7702 / ICCB CTEL09002	N		56,960			56,960
<i>Fed Agency: US Department of Labor (DOL)</i>								
		17.267 / D7331 / ICCB POS PTR 10	N		44,037			44,037
		17.267 / D7422 / ICCB AE WIA 10	N		62,678			62,678
		17.267 / D7765 / ICCB POS002	N		519			519
Cluster: WIA								
<i>Fed Agency: US Department of Labor (DOL)</i>								
		17.258 / D7536a / ICCB SG 2.01	N		66,232			66,232
		17.259 / D7536b / ICCB SG 2.01	N		73,083			73,083
		17.260 / D7536c / ICCB SG 2.01	N		89,070			89,070
<u>Pass-through entity total:</u>					<u>496,443</u>			<u>496,443</u>
<u>IL Criminal Justice Information Authority</u>								
Cluster: Other Programs								
<i>Fed Agency: US Department of Justice (DOJ)</i>								
		16.744 / H8571 / IL Criminal Justice #106067	N			86,222		86,222
<u>Pass-through entity total:</u>						<u>86,222</u>		<u>86,222</u>
<u>IL Department of Children & Family Services (DCFS)</u>								
Cluster: 1R&D								
<i>Fed Agency: US Health & Human Services (HHS)</i>								
		93.000 / H8716 / IDCFS 2649399018	Y			866		866
Cluster: Other Programs								
<i>Fed Agency: National Institutes of Health (NIH)</i>								
		93.643 / H8463 / IDCFS 2285979010	N			200,286		200,286
		93.667 / H8462 / 2122872010 IDCFS	N			184,342		184,342
<u>Pass-through entity total:</u>						<u>385,494</u>		<u>385,494</u>
<u>IL Department of Commerce & Economic Opportunity (DCEO)</u>								
Cluster: 1R&D								
<i>Fed Agency: US Department of Energy (DOE)</i>								
		81.041 / D7629 / IDCEO 08-438002	Y		195,584			195,584
		81.119 / E4457 / ILDCEO 09 455001 ARRA	Y	Y		155,566		155,566

Pass-Through Entity

Cluster	Fed Agency	CFDA Number / UI Grant Code / Award Title	Major Program	ARRA	Urbana	Chicago	Springfield	All Campuses
Cluster: CDBG - State Administered Small Cities Program								
<i>Fed Agency: Housing & Urban Development (HUD)</i>								
		14.228 / M9271e / 268 GPSI FY10	N				17,589	17,589
Cluster: Other Programs								
<i>Fed Agency: US Department of Energy (DOE)</i>								
		81.041 / E4654 / IDCEO 09-466001 ARRA	N	Y		72,288		72,288
		81.042 / D7352 / IDCEO 10-46541 ARRA	N	Y	16,775			16,775
		81.042 / D7486 / IDCEO 10-45980 ARRA	N	Y	484,829			484,829
		81.117 / H8460 / IDCEO No. 09-571001	N			46,004		46,004
		81.119 / E4458 / IDCEO No. 09-572001	N			105,071		105,071
		81.119 / H8604 / ILDCEO 08-573001	N			25,019		25,019
		81.119 / H8627 / ILDCEO 06-573003	N			94,283		94,283
		81.119 / H8635 / Ill Dept of Commerce and Economic D	N			-1,446		-1,446
<i>Fed Agency: US Health & Human Services (HHS)</i>								
		93.568 / M9271d / 268 GPSI FY10	N				121,204	121,204
Cluster: Public Works & Economic Development								
<i>Fed Agency: US Department of Commerce</i>								
		11.307 / D7586 / IDCEO 09-101101	N		211,374			211,374
Cluster: WIA								
<i>Fed Agency: US Department of Labor (DOL)</i>								
		17.258 / D7507a / IDCEO 2009-07346	N		240,389			240,389
		17.258 / D7771 / IDCEO 09-063	N		39,480			39,480
		17.258 / M9271f / 268 GPSI FY10	N				17,621	17,621
		17.259 / D7507b / IDCEO 2009-07346	N		266,146			266,146
		17.259 / M9271g / 268 GPSI FY10	N				19,509	19,509
		17.260 / D7507c / IDCEO 2009-07346	N		351,999			351,999
		17.260 / M9271h / 268 GPSI FY10	N				25,802	25,802
		Pass-through entity total:			1,806,576	496,785	201,725	2,505,086
<u>IL Department of Human Services (IDHS)</u>								
Cluster: 1R&D								
<i>Fed Agency: Substance Abuse & Mental Health Services Admin (SAMHSA)</i>								
		93.243 / H8525 / IDHS 40C6001747	Y			52,565		52,565
<i>Fed Agency: US Department of Education</i>								
		84.334 / D7546 / IDHS 11AK081000 FY10	Y		296,884			296,884
		84.390 / H8414 / IDHS 40C6001747 ARRA	Y	Y		32,711		32,711
		84.390 / H8441 / IDHS 40C6001747 ARRA	Y	Y		123,829		123,829

**Pass-Through Entity
Cluster**

Fed Agency	CFDA Number / UI Grant Code / Award Title	Major Program	ARRA	Urbana	Chicago	Springfield	All Campuses
	84.390 / H8454 / IDHS 40C6001747 ARRA	Y	Y		84,988		84,988
<i>Fed Agency: US Department of Justice (DOJ)</i>							
	16.540 / D7549 / IDHS FY10 11G6517000 PM	Y		59,924			59,924
	16.540 / D7791 / IDHS FY09 11G6517000 PM	Y		-9			-9
	16.727 / D7546c / IDHS 11AK081000 FY10	Y		5,000			5,000
<i>Fed Agency: US Health & Human Services (HHS)</i>							
	93.243 / D7546 / IDHS 11AK081000 FY10	Y		63,020			63,020
	93.243 / D7546b / IDHS 11AK081000 FY10	Y		170,337			170,337
	93.959 / D7491 / IDHS FY10 11G6517000 WH	Y		50,010		16,087	66,097
	93.959 / D7546a / IDHS 11AK081000 FY10	Y		866,874			866,874
	93.959 / D7805 / IDHS 11AK081000 FY09	Y		6,366			6,366
	93.995 / D7546 / IDHS 11AK081000 FY10	Y		23,200			23,200
Cluster: CCDF							
<i>Fed Agency: US Health & Human Services (HHS)</i>							
	93.575 / D7510 / IDHS 81X6522000 FY10	Y		901,056			901,056
	93.575 / IDHS01 / IDHS - Child Care and Dev Blk Grant	Y		6,829			6,829
	93.575 / IDHS02 / IDHS - Child Care and Dev Blk Grant	Y		11,063			11,063
	93.596 / D7510 / IDHS 81X6522000 FY10	Y		709,353			709,353
	93.713 / D7401 / IDHS 81X6522000 FY10 ITP ARRA	Y	Y	62,904			62,904
	93.713 / IDHS03 / IDHS - ARRA CCDBG Discr Stimls	Y	Y	2,017			2,017
Cluster: Other Programs							
<i>Fed Agency: Corporation for National & Community Service</i>							
	94.006 / H8458a / IDHS 11G8922000 MORE	N			219,091		219,091
	94.006 / H8540 / IDHS 11G8922000 MORE	N			27,059		27,059
	94.006 / H8488 / IDHS Agreement No 11GK921000 ARRA	N	Y		100,228		100,228
	94.007 / H8458b / IDHS 11G8922000 MORE	N			658		658
<i>Fed Agency: National Institutes of Health (NIH)</i>							
	93.994 / H8443 / IDHS L11G6788000 FY10	Y			4,968,492		4,968,492
<i>Fed Agency: US Department of Agriculture (USDA)</i>							
	10.557 / 2-301212 / IDHS - Breastfeeding Peer Counseling	N			134,200		134,200
<i>Fed Agency: US Health & Human Services (HHS)</i>							
	93.104 / D7333 / IDHS C&A PA 81X6287000 FY10	N		59,337			59,337
	93.110 / H8459a / IDHS 11G6518000	N			30,000		30,000
	93.217 / H8469a / Idhs 11G6518000-family planning	N			164,361		164,361
	93.667 / 2-301222a / IDHS - Title XX Block Grant	N			20,500		20,500
	93.667 / 2-301222b / IDHS - Title XX Block Grant	N			30,000		30,000
	93.667 / H8469b / Idhs 11G6518000-family planning	N			92,453		92,453

Pass-Through Entity

Cluster		Major Program	ARRA	Urbana	Chicago	Springfield	All Campuses
Fed Agency							
CFDA Number / UI Grant Code / Award Title							
93.959	/ H8492 / IDHS 40C6001747	N			375,947		375,947
93.994	/ 2-301222c / IDHS - MCH Block	Y			20,500		20,500
93.994	/ D7512 / IDHS FY10 11G6517000 WZ	Y		32,703			32,703
93.994	/ D7562 / IDHS FY09 11G6517000/K11G6517120 WZ	Y		3,904			3,904
93.994	/ H8459b / IDHS 11G6518000	Y			30,000		30,000
93.994	/ H8484 / IDHS 11G6518000	Y			90,000		90,000
93.994	/ H8542 / IDHS 11G6788000 FY09	Y			1,525,922		1,525,922
Cluster: SNAP							
<i>Fed Agency: US Department of Agriculture (USDA)</i>							
10.561	/ D7323 / IDHS SNAP FY11 Antc	Y		496			496
10.561	/ D7555 / IDHS SNAP 81X6287000 FY10	Y		6,111,766			6,111,766
10.561	/ D7806 / IDHS FSNE 81X6287000 FY09	Y		126,312			126,312
10.561	/ H8478 / IDHS81X6287000	Y			1,887,773		1,887,773
10.561	/ H8609 / IDHS 81X628700	Y			2,566		2,566
Cluster: TANF							
<i>Fed Agency: Administration for Children and Families (ACF)</i>							
93.558	/ M9267 / 831 HHS IDHS TANF 2010 81X6957000	Y				255,294	255,294
93.558	/ M9292 / 831 HHS IDHS TANF 09	Y				36,452	36,452
Cluster: Vocational Rehabilitation							
<i>Fed Agency: US Department of Education</i>							
84.126	/ H8498 / IL Dept of Human SVCS DRS V Rehab	N			87,479		87,479
84.390	/ H8415 / IL-DHS DRS 40C6001747 ARRA	N	Y		26,057		26,057
84.390	/ H8436 / ARRA IDHS 40C6001747	N	Y		53,531		53,531
<u>Pass-through entity total:</u>				<u>9,569,346</u>	<u>10,180,910</u>	<u>307,833</u>	<u>20,058,089</u>
<u>IL Department of Natural Resources (IDNR)</u>							
Cluster: 1R&D							
<i>Fed Agency: US Department of Interior</i>							
15.250	/ D7395 / IDNR OMMLRDUI10	Y		23,439			23,439
15.250	/ D7543 / IDNR OMMLRD10	Y		127,783			127,783
15.250	/ D7718 / IDNR OMMLRD09	Y		-514			-514
<i>Fed Agency: US Fish & Wildlife</i>							
15.605	/ D7498 / IDNR FWS F-138-R-13	Y		66,383			66,383
15.605	/ D7516 / IDNR FWS F-101-R-21	Y		224,568			224,568
15.605	/ D7531 / IDNR FWS F-69-R-23	Y		571,478			571,478
15.605	/ D7540 / IDNR FWS F-123-R-16	Y		185,302			185,302
15.605	/ D7541 / IDNR FWS F-52-R-24	Y		150,541			150,541

Pass-Through Entity

Cluster			Major Program	ARRA	Urbana	Chicago	Springfield	All Campuses
Fed Agency								
CFDA Number / UI Grant Code / Award Title								
15.605 / D7564 / IDNR FWS F-151-R-08	Y			88,425				88,425
15.605 / D7565 / IDNR FWS F-135-R-12	Y			381,674				381,674
15.605 / D7725 / IDNR FWS F-138-R-12	Y			6,350				6,350
15.605 / D7816 / IDNR FWS F-135-R-11	Y			-16				-16
15.605 / D7817 / IDNR FWS F-151-R-7	Y			-1				-1
15.611 / D7383 / IDNR FWS W-154-R-2	Y			61,917				61,917
15.611 / D7462 / IDNR FWS W-112-R-19	Y			209,531				209,531
15.611 / D7497 / IDNR FWS W-152-R-2	Y			22,855				22,855
15.611 / D7529 / IDNR FWS W-43-R-57	Y			206,150				206,150
15.611 / D7547 / IDNR FWS W-146-R-5	Y			336,116				336,116
15.611 / D7580 / IDNR FWS W-148-R-3	Y			33,429				33,429
15.611 / D7682 / IDNR FWS W-43-R-56	Y			3,408				3,408
15.611 / D7683 / IDNR FWS W-112-R-18	Y			90,131				90,131
15.611 / D7692 / IDNR FWS W-152-R-1	Y			-2,976				-2,976
15.611 / D7831 / IDNR FWS W-146-R-4	Y			2,650				2,650
15.615 / D7377 / IDNR FWS E-43-R-1	Y			9,874				9,874
15.634 / D7455 / INDR FWS T-35-P-1	Y			17,468				17,468
15.634 / D7461 / IDNR FWS T-63-P-1	Y			49,001				49,001
15.634 / D7672 / IDNR FWS T-58-D-1	Y			418				418
15.634 / D7703 / IDNR FWS T-53-D-1	Y			15,872				15,872
15.634 / D7798 / IDNR FWS T-48-D-1	Y			3,943				3,943
15.634 / D8013 / IDNR FWS T-40-R-1	Y			1,682				1,682
15.634 / D8196 / IDNR RC07T31D1	Y			5,929				5,929
15.634 / D8294 / IDNR FWS T-17-P-1 GDS	Y			-9,613				-9,613
15.634 / D8296 / IDNR FWS T-17-P-1 CAP	Y			2,440				2,440
15.634 / D8314 / IDNR FWS T-17-P-1	Y			-1				-1
15.634 / D8352 / IDNR FWS T16 P01	Y			-3,488				-3,488
15.634 / D8353 / IDNR FWS T13 P01	Y			92,205				92,205
Cluster: Fish and Wildlife								
<i>Fed Agency: US Fish & Wildlife</i>								
15.611 / D7329 / IDNR FWS W-147-T-4	N			6,460				6,460
15.611 / D7595 / IDNR FWS W-147-T-3	N			72,736				72,736
Cluster: Other Programs								
<i>Fed Agency: Federal Emergency Management Agency (FEMA)</i>								
97.045 / D7624 / IDNR OWRFEMA09	N			1,375,073				1,375,073
97.045 / D7872 / IDNR OWRFEMA08	N			275,432				275,432
<i>Fed Agency: USDA Forest Service (FS)</i>								

Pass-Through Entity

Cluster	Fed Agency	CFDA Number / UI Grant Code / Award Title	Major Program	ARRA	Urbana	Chicago	Springfield	All Campuses
		10.664 / D7415 / IDNR RC10670VFA	N		64,811			64,811
			<u>Pass-through entity total:</u>		<u>4,768,865</u>			<u>4,768,865</u>
IL Department of Transportation (DOT)								
Cluster: 1R&D								
<i>Fed Agency: Federal Highway Administration (FHWA)</i>								
		20.205 / H8467 / IDOT METSI #09T0077 Amend 1	Y			240,567		240,567
		20.205 / H8566 / IDOT	Y			180,455		180,455
		20.205 / M9261 / 830 IDOT Enhancement of PPW	Y				31,928	31,928
<i>Fed Agency: Federal Transit Administration (FTA)</i>								
		20.505 / E5091 / IDOT	Y			31,756		31,756
		20.505 / H8643b / IDOT 011 49401 1900 1000	Y			66,174		66,174
		20.516 / H8643a / IDOT 011 49401 1900 1000	Y			6,628		6,628
<i>Fed Agency: National Highway Institute</i>								
		20.205 / D9066 / IDOT ADDSAR-PART II	Y		-34			-34
<i>Fed Agency: US Department of Transportation (DOT)</i>								
		20.205 / D7312 / IDOT R27-88A	Y		3,093			3,093
		20.205 / D7326 / IDOT R27-81	Y		20,043			20,043
		20.205 / D7337 / IDOT R27-78	Y		11,418			11,418
		20.205 / D7376 / IDOT R27-74	Y		36,059			36,059
		20.205 / D7385 / IDOT R27-91	Y			51,942		51,942
		20.205 / D7386 / IDOT R27-83	Y			11,924		11,924
		20.205 / D7404 / IDOT R27-76	Y		16,693			16,693
		20.205 / D7405 / IDOT R27-SP15	Y		2,882			2,882
		20.205 / D7465 / IDOT R27-SP17	Y		16,447			16,447
		20.205 / D7466 / IDOT R27-79A	Y		65,877			65,877
		20.205 / D7469 / IDOT R27-82	Y		45,826			45,826
		20.205 / D7470 / IDOT R27-80	Y		53,430			53,430
		20.205 / D7471 / IDOT R27-SP16	Y		11,575			11,575
		20.205 / D7544 / IDOT R27-SP13	Y		28,318			28,318
		20.205 / D7552 / IDOT R27-SP14	Y		16,630			16,630
		20.205 / D7570 / IDOT R27-73	Y		17,097		18,438	35,535
		20.205 / D7581 / IDOT R27-71	Y			78,956		78,956
		20.205 / D7583 / IDOT R27-67	Y		67,114			67,114
		20.205 / D7584 / IDOT R27-54	Y		124,162			124,162
		20.205 / D7585 / IDOT R27-61	Y		82,311			82,311
		20.205 / D7611 / IDOT R27-69	Y		74,046			74,046

Pass-Through Entity

Cluster			Major Program	ARRA	Urbana	Chicago	Springfield	All Campuses
Fed Agency								
CFDA Number / UI Grant Code / Award Title								
20.205 / D7615 / IDOT R27-70	Y			167,898				167,898
20.205 / D7623 / IDOT R27-48A	Y				4,336			4,336
20.205 / D7675 / IDOT R27-SP11	Y			-1				-1
20.205 / D7676 / IDOT R27-52	Y			91,635				91,635
20.205 / D7688 / IDOT R27-50	Y				66,084			66,084
20.205 / D7689 / IDOT R27-60	Y			78,933				78,933
20.205 / D7690 / IDOT R27-55	Y			85,066				85,066
20.205 / D7708 / IDOT R27-59	Y			84,927				84,927
20.205 / D7709 / IDOT R27-58	Y			54,434				54,434
20.205 / D7710 / IDOT R27-56	Y			70,995				70,995
20.205 / D7712 / IDOT R27-49	Y			27,994				27,994
20.205 / D7732 / IDOT R27-43	Y			-238				-238
20.205 / D7733 / IDOT R27-42	Y			74,467				74,467
20.205 / D7734 / IDOT R27-38	Y			82,872				82,872
20.205 / D7735 / IDOT R27-37	Y			69,542				69,542
20.205 / D7736 / IDOT R27-34	Y			7,745				7,745
20.205 / D7737 / IDOT R27-33	Y			33,866				33,866
20.205 / D7741 / IDOT R27-1	Y			-8,057				-8,057
20.205 / D7746 / IDOT R27-46	Y			95,865				95,865
20.205 / D7747 / IDOT R27-45	Y			90,373				90,373
20.205 / D7748 / IDOT R27-44	Y			65,563				65,563
20.205 / D7749 / IDOT R27-28	Y			4,426				4,426
20.205 / D7752 / IDOT R-27	Y			554,186				554,186
20.205 / D7865 / IDOT R27-41	Y			82				82
20.205 / D7992 / IDOT ICT Admin FY08 R60	Y			-677				-677
20.205 / H8522 / IDOT P 40 544 08 A	Y				9,969			9,969
20.205 / H8611 / IDOT 09T0038	Y				1,055,611			1,055,611
20.205 / H8819 / Idot 5T0242	Y				11,157			11,157
20.600 / M9243 / 752 IDOT SB Survey TR0 5480 267	Y					72,621		72,621
20.600 / M9258 / 583 IDOT Eval 10	Y					125,672		125,672
20.600 / M9272 / 752 IDOT SB Survey TR9 5480 287	Y					22,823		22,823
20.600 / M9285 / 583 IDOT Eval 09 TR9 5480 220	Y					33,863		33,863
20.609 / M9254 / 583 IDOT Crash Data	Y					7		7
20.611 / H8442 / IDOT RP0-1051-236	Y				113,403			113,403
20.611 / H8544 / IDOT RP9-1051-272	Y				109,858			109,858

Cluster: Highway Planning and Construction

Fed Agency: US Department of Transportation (DOT)

Pass-Through Entity

Cluster	Fed Agency	CFDA Number / UI Grant Code / Award Title	Major Program	ARRA	Urbana	Chicago	Springfield	All Campuses
		20.205 / IDOT01 / IDOT - 79000029	N		45,500			45,500
Cluster: Highway Safety								
<i>Fed Agency: US Department of Transportation (DOT)</i>								
		20.600 / M9255 / 583 IDOT LEL 10	N				1,017,232	1,017,232
		20.600 / M9287 / 583 IDOT LEL Project OP9 5480 276	N				299,584	299,584
		20.601 / M9260 / 583 IDOT Court 10	N				203,001	203,001
		20.601 / M9288 / 583 IDOT CRT TR9 5480 221	N				100,859	100,859
		20.602 / H9035 / IDOT 05-CSS-002	N			-30,861		-30,861
		20.609 / M9257 / 583 IDOT MCR 10	N				214,575	214,575
		20.609 / M9286 / 583 IDOT MCR 09 TR9 5480 219	N				105,723	105,723
Cluster: Other Programs								
<i>Fed Agency: US Department of Transportation (DOT)</i>								
		20.509 / H8433 / IDOT 10-BOBS-31	N			54,609		54,609
<u>Pass-through entity total:</u>					<u>2,470,383</u>	<u>2,062,568</u>	<u>2,246,326</u>	<u>6,779,277</u>
<u>IL Emergency Management Agency(IEMA)</u>								
Cluster: Homeland Security								
<i>Fed Agency: US Department of Homeland Security(USDHS)</i>								
		97.067 / D7364 / IEMA 09RICP 2010-02975	Y		26,979			26,979
		97.067 / D7421 / IEMA 09 IFSI DTT	Y		911,843			911,843
		97.067 / D7647 / IEMA IFSI 2009-00904	Y		1,588,020			1,588,020
		97.067 / D7660a / IEMA 08RICP 2009-01112	Y		213,138			213,138
		97.067 / D7869 / IEMA 07RICP 2008-02750	Y		-1,763			-1,763
		97.067 / D7880 / IEMA ITTF FFY 2007	Y		282,685			282,685
Cluster: Other Programs								
<i>Fed Agency: US Department of Homeland Security(USDHS)</i>								
		97.001 / D7660d / IEMA 08RICP 2009-01112	N		151,399			151,399
		97.008 / D7660c / IEMA 08RICP 2009-01112	N		105,522			105,522
		97.008 / H8505 / Illinois Emergency Mmgt Agency	N			61,975		61,975
		97.075 / D7660b / IEMA 08RICP 2009-01112	N		100,000			100,000
<i>Fed Agency: US Department of Transportation (DOT)</i>								
		20.703 / D7430 / IEMA HMEP 2010-01946	N		192,896			192,896
		20.703 / D7642 / IEMA HMEP 2009-01567	N		132,267			132,267
		20.703 / D8135 / IEMA HMEP 2007-01670	N		-66,451			-66,451
<u>Pass-through entity total:</u>					<u>3,636,535</u>	<u>61,975</u>		<u>3,698,510</u>

Pass-Through Entity**Cluster****Fed Agency****CFDA Number / UI Grant Code / Award Title****Major
Program****ARRA****Urbana****Chicago****Springfield****All Campuses**

IL Environmental Protection Agency (IL EPA)

Cluster: 1R&D

Fed Agency: US Environmental Protection Agency (EPA)

66.419 / D7588 / IEPA 1061008	Y		49,275			49,275
66.460 / D7360 / IEPA 3190620	Y		6,478			6,478
66.460 / D7505 / IEPA 3190813	Y		301,496			301,496
66.460 / D7719 / IEPA 3190803	Y		123,026			123,026
66.460 / D7785 / IEPA 3190616	Y		23,161			23,161
66.460 / D8177 / IEPA 3190502	Y		-108			-108
66.474 / D7574 / IEPA FW-9308	Y		40,669			40,669
66.605 / D7628 / IEPA FW-9304	Y		49,635			49,635
66.608 / D7349 / IEPA FW 10321	Y		31,990			31,990

Cluster: Other Programs

Fed Agency: US Environmental Protection Agency (EPA)

66.454 / H8481 / ARRA IL EPA FW 9309	N		14,641			14,641
66.454 / D7537 / IEPA FWN-9301 ARRA	N	Y	360,810			360,810
66.454 / H8481 / ARRA IL EPA FW 9309	N	Y		136,808		136,808
66.708 / D7915 / IEPA FOL-8303	N		1			1

<u>Pass-through entity total:</u>			<u>1,001,074</u>	<u>136,808</u>		<u>1,137,882</u>
------------------------------------------	--	--	-------------------------	-----------------------	--	-------------------------

IL EPA Bureau of Water

Cluster: Other Programs

Fed Agency: US Environmental Protection Agency (EPA)

66.460 / D8151 / IEPA 3190412	N		1,745			1,745
-------------------------------	---	--	-------	--	--	-------

<u>Pass-through entity total:</u>			<u>1,745</u>			<u>1,745</u>
------------------------------------------	--	--	---------------------	--	--	---------------------

IL Health Education Consortium (IHEC)

Cluster: Other Programs

Fed Agency: US Health & Human Services (HHS)

93.unk / G9432 / Ihec Community Health Services	N			2,407		2,407
-------------------------------------------------	---	--	--	-------	--	-------

<u>Pass-through entity total:</u>				<u>2,407</u>		<u>2,407</u>
------------------------------------------	--	--	--	---------------------	--	---------------------

IL Higher Ed Ctr for Alcohol Other Drug & Violence Prev

Cluster: Other Programs

Fed Agency: US Department of Justice (DOJ)

16.727 / E4599 / Illinois Higher Education Center	N			17,386		17,386
---------------------------------------------------	---	--	--	--------	--	--------

<u>Pass-through entity total:</u>				<u>17,386</u>		<u>17,386</u>
------------------------------------------	--	--	--	----------------------	--	----------------------

Pass-Through Entity

Cluster	Fed Agency	CFDA Number / UI Grant Code / Award Title	Major Program	ARRA	Urbana	Chicago	Springfield	All Campuses
<u>IL Humanities Council</u>								
Cluster: Other Programs								
<i>Fed Agency: US National Endowment for the Humanities (NEH)</i>								
		45.129 / C6651 / IHC 4285	N		7			7
					<u>7</u>			<u>7</u>
			<u>Pass-through entity total:</u>					
<u>IL Law Enforcement Alarm System (ILEAS)</u>								
Cluster: Homeland Security								
<i>Fed Agency: US Department of Homeland Security(USDHS)</i>								
		97.067 / D7450 / ILEAS 2009-05954	Y		145,881	154,250		300,131
					<u>145,881</u>	<u>154,250</u>		<u>300,131</u>
			<u>Pass-through entity total:</u>					
<u>IL Office of the Governor</u>								
Cluster: State Fiscal Stabilization Fund								
<i>Fed Agency: US Department of Education</i>								
		84.394 / SFSF1a / State Fiscal Stabilization Funding	Y	Y	16,742,324			16,742,324
		84.394 / SFSF2a / State Fiscal Stabilization Funding	Y	Y		1,928,476		1,928,476
		84.397 / SFSF1b / State Fiscal Stabilization Funding	Y	Y	8,004,365			8,004,365
		84.397 / SFSF2b / State Fiscal Stabilization Funding	Y	Y		18,843,435		18,843,435
					<u>24,746,689</u>	<u>20,771,911</u>		<u>45,518,600</u>
			<u>Pass-through entity total:</u>					
<u>IL Office of the State Attorneys Appellate Prosecutor</u>								
Cluster: Other Programs								
<i>Fed Agency: US Department of Justice (DOJ)</i>								
		16.590 / D7453 / IOSAAP 2009-03763	N		104,682			104,682
					<u>104,682</u>			<u>104,682</u>
			<u>Pass-through entity total:</u>					
<u>IL State Board of Education (ISBE)</u>								
Cluster: 1R&D								
<i>Fed Agency: US Department of Education</i>								
		84.027 / D7409 / ISBE 10-4630-00-09-010-5450-51	Y		117,065			117,065
		84.186 / D7705 / ISBE 09-4415-00-09-010-5450-51	Y		28			28
		84.366 / D7442 / ISBE 10-4936-00-09-010-5450-51	Y		41,656			41,656
Cluster: Child Nutrition								
<i>Fed Agency: US Department of Agriculture (USDA)</i>								
		10.556 / D7456 / ISBE Milk 09-4215-00	N		2,494			2,494
		10.559 / H8423 / ISBE 09010545051	N		10,112	6,762		16,874
Cluster: Other Programs								
<i>Fed Agency: US Department of Agriculture (USDA)</i>								

Pass-Through Entity

Cluster			Major Program	ARRA	Urbana	Chicago	Springfield	All Campuses
Fed Agency								
CFDA Number / UI Grant Code / Award Title								
10.558 / 2-301153a / ISBE- Child and Adult Care Food Program			N			51,958		51,958
10.558 / 2-301153b / ISBE- Child ad Adult Care Comodities			N			10,018		10,018
<i>Fed Agency: US Department of Education</i>								
84.048 / D7458 / ISBE 10-4720-00-09-010-5450-51			N		70,733			70,733
84.048 / D7481 / ISBE 10-4720-01-09-010-5450-51			N		70,107			70,107
84.048 / D7651 / ISBE 09-4720-00-010-5450-51			N		32,565			32,565
84.048 / D7706 / ISBE 09-4720-01-09-010-5450-51			N		46,790			46,790
84.186 / D7379 / ISBE 10-4400-00-65-108-9020-80			N		386			386
84.287 / D7428 / ISBE 10-4421-10-09-010-5450-51			N		130,590			130,590
84.366 / D7451 / ISBE 10-4936-70-09-010-5450-51			N		168,941			168,941
84.366 / D7506 / ISBE 09-4936-00-09-010-5450-51			N		136,734			136,734
84.366 / D7685 / ISBE 09 4936-70-09-010-5450-51			N		44,344			44,344
84.366 / D7978 / ISBE 4936-71-09-010-5450-51			N		4,745			4,745
84.367 / D7380 / ISBE 10-4932-00-65-108-9020-80			N		3,755			3,755
84.369 / D7815 / ISBE MY08642			N		100,361			100,361
<i>Fed Agency: USDA Food and Nutrition Service (FNS)</i>								
10.558 / M9496 / Child/Adult Food Prg			N				-3,848	-3,848
Cluster: State Fiscal Stabilization Fund								
<i>Fed Agency: US Department of Education</i>								
84.394 / D7344 / ISBE 10-4850-00-65-108-9020-80 ARRA			Y	Y	252,217			252,217
84.394 / D7528 / ISBE 09-4850-00-65-108-9020-80 ARRA			Y	Y	7,399			7,399
84.397 / D7468 / ISBE 10-4870-00-65-108-9020-80 ARRA			Y	Y	84,072			84,072
<u>Pass-through entity total:</u>					<u>1,325,094</u>	<u>68,738</u>	<u>-3,848</u>	<u>1,389,984</u>
<u>IL State Library</u>								
Cluster: 1R&D								
<i>Fed Agency: Institute of Museum & Library Services (IMLS)</i>								
45.310 / M9244 / 583 ISL LSTA ILEAD U Evaluation 10			Y				13,156	13,156
45.310 / M9279 / 583 ISL Synergy 09SL448278			Y				502	502
Cluster: Other Programs								
<i>Fed Agency: Institute of Museum & Library Services (IMLS)</i>								
45.310 / D7410 / ISL LSTA 10SL468130			N		49,998			49,998
45.310 / D7446 / ISL LSTA 10SL468131			N		108,518			108,518
45.310 / D7622 / ISL LSTA 09SL428066			N		6,944			6,944
45.310 / D7643 / ISL LSTA 09SL428057			N		58,836			58,836
45.310 / D7646 / ISL LSTA 09SL428050			N		9,722			9,722
45.310 / M9247 / 967 ISL LSTA ILEAD U FY10 2246			N				31,455	31,455

Pass-Through Entity**Cluster****Fed Agency****CFDA Number / UI Grant Code / Award Title****Major
Program****ARRA****Urbana****Chicago****Springfield****All Campuses**

45.310 / M9249 / 967 ISL LSTA FrontLines 10-1009	N				42,000	42,000
45.310 / M9253 / 967 ISL LSTA SPLMI 10-1010	N				67,638	67,638
45.310 / M9278 / 967 ISL Front Lines 09SL428281	N				205	205
45.310 / M9283 / 967 ISL LSTA SPLMI 09 1010	N				-4,683	-4,683
45.313 / M9237 / 446 ILEAD U Team Pandora	N				1,095	1,095
45.313 / M9238 / 840 ISL ILEAD U 21st Century Act	N				3,426	3,426
45.313 / M9246 / 967 ISL LSTA ILEAD U FY10 2253	N				46,768	46,768
<u>Pass-through entity total:</u>			<u>234,018</u>		<u>201,562</u>	<u>435,580</u>

IL Violence Prevention Authority

Cluster: Other Programs

Fed Agency: US Department of Justice (DOJ)

16.579 / H9030 / Ivpa 05-CSF002-04	N			6,861		6,861
16.579 / H9143 / Ivpa 04-CSF001-04	N			17,357		17,357
16.803 / H8427 / ARRA IVPA Grant 10-CSF001-10	N	Y		279,512		279,512
<u>Pass-through entity total:</u>				<u>303,730</u>		<u>303,730</u>

Illinois Chapter of the American Academy of Pediatrics

Cluster: Other Programs

Fed Agency: Health Resources and Services Administration (HRSA)

93.110 / G6983 / IL Chapter Of Amer Acad Of Ped	N			-168		-168
<u>Pass-through entity total:</u>				<u>-168</u>		<u>-168</u>

Illinois Clean Energy Community Foundation

Cluster: 1R&D

Fed Agency: US Department of Energy (DOE)

81.000 / A3263 / DOE ICECF 2009-01208	Y		27,458			27,458
<u>Pass-through entity total:</u>			<u>27,458</u>			<u>27,458</u>

Illinois Conservation Foundation

Cluster: Other Programs

Fed Agency: US Department of Agriculture (USDA)

10.unk / A3583 / AG ICF EAB0702	N		625			625
<u>Pass-through entity total:</u>			<u>625</u>			<u>625</u>

Illinois Critical Access Hospital Network (ICAHN)

Cluster: 1R&D

Fed Agency: National Institutes of Health (NIH)

93.241 / E5472 / ICAHN	Y			-85		-85
<u>Pass-through entity total:</u>				<u>-85</u>		<u>-85</u>

Pass-Through Entity

Cluster	Fed Agency	CFDA Number / UI Grant Code / Award Title	Major Program	ARRA	Urbana	Chicago	Springfield	All Campuses
Illinois Department of Agriculture								
Cluster: 1R&D								
<i>Fed Agency: US Department of Agriculture (USDA)</i>								
		10.025 / D7335 / IDOA 2010-05231	Y		3,986			3,986
		10.025 / D7391 / IDOA U of I - CAPS 2010-02194	Y		40,384			40,384
		10.025 / D7566 / IDOA 2009-04190	Y		11,097			11,097
		10.025 / D7602 / IDOA U of I - CAPS 2009-02004	Y		119,442			119,442
		10.170 / D7334 / IDOA SC-10-36	Y		13,373			13,373
Cluster: Other Programs								
<i>Fed Agency: US Environmental Protection Agency (EPA)</i>								
		66.605 / D7392 / IDOA 2010-02151		N	7,505			7,505
					<u>Pass-through entity total:</u>	<u>195,787</u>		<u>195,787</u>
Illinois Department of Public Health (IDPH)								
Cluster: 1R&D								
<i>Fed Agency: Administration on Aging (AOA)</i>								
		93.048 / H8417 / IDPH 03209006	Y			11,390		11,390
<i>Fed Agency: Centers for Disease Control and Prevention (CDC)</i>								
		93.184 / H8617 / IDPH 93208028	Y			-58		-58
		93.283 / H8378 / IDPH 03282013	Y			2,096		2,096
		93.283 / H8455 / IDPH 03285002	Y			88,727		88,727
		93.283 / H8537 / IDPH 93285002	Y			6,748		6,748
		93.283 / H8607 / IDPH 95380364	Y			179		179
<i>Fed Agency: Housing & Urban Development (HUD)</i>								
		14.900 / D7635 / IDPH 95380481	Y		47,681			47,681
<i>Fed Agency: National Institutes of Health (NIH)</i>								
		93.283 / H8641 / IDPH 83285002	Y			-3,646		-3,646
<i>Fed Agency: US Health & Human Services (HHS)</i>								
		93.069 / H8534 / IL Department of Public Health	Y			77,767		77,767
		93.283 / H8439 / IDPH 05380387	Y			14,784		14,784
		93.283 / H8746 / IL Department of Health	Y			-1		-1
		93.945 / H8629 / IDPH 83285003	Y			-421		-421
Cluster: Homeland Security								
<i>Fed Agency: US Department of Homeland Security(USDHS)</i>								
		97.067 / D7704 / IDPH 2008-04892	Y		7,741			7,741
Cluster: Other Programs								
<i>Fed Agency: Centers for Disease Control and Prevention (CDC)</i>								

Pass-Through Entity

Cluster		Major Program	ARRA	Urbana	Chicago	Springfield	All Campuses
Fed Agency	CFDA Number / UI Grant Code / Award Title						
	93.283 / H8707 / ILDPH 83400005	N			-3,100		-3,100
<i>Fed Agency: Health Resources and Services Administration (HRSA)</i>							
	93.917 / H8425b / IDPH Contract # 05780433	N			44,475		44,475
	93.917 / H8523 / IDPH 95780612	N			-239		-239
	93.943 / H8425a / IDPH Contract # 05780433	N			20,000		20,000
	93.943 / H8531 / IDPH 95780594	N			69,126		69,126
	93.994 / H8449 / IDPH 03789004	Y			348,446		348,446
	93.994 / H8578 / IDPH 93789004	Y			-9,613		-9,613
	93.994 / H8698 / IDPH 83789004	Y			-6,299		-6,299
<i>Fed Agency: Housing & Urban Development (HUD)</i>							
	14.241 / H8445 / IDPH 05780417	N			104,106		104,106
	14.241 / H8530 / IDPH 95780735	N			98,229		98,229
<i>Fed Agency: National Institutes of Health (NIH)</i>							
	93.576 / H8917 / Idph 60180038	N			-5,000		-5,000
	93.917 / H8428 / IDPH 05780436	N			113,561		113,561
	93.917 / H8516 / IDPH 95780769	N			566,505		566,505
<i>Fed Agency: US Environmental Protection Agency (EPA)</i>							
	66.951 / M9268 / 583 IDPH Safe Chemicals Training	N				12,209	12,209
<i>Fed Agency: US Health & Human Services (HHS)</i>							
	93.069 / H8407 / IDPH Contract No 07080042	N			37,145		37,145
	93.069 / H8422 / IDPH 07080029	N			23,000		23,000
	93.069 / H8501 / IDPH 97080012	N			4,932		4,932
	93.069 / H8513 / IDPH #97181124	N			10,526		10,526
	93.224 / M9271a / 268 GPSI FY10	N				21,511	21,511
	93.283 / D7307 / IDPH 05300481	N		2,695			2,695
	93.283 / D7920 / IDPH 85300099	N		4,340			4,340
	93.283 / M9271b / 268 GPSI FY10	N				56,736	56,736
	93.917 / H8421 / IDPH Contract # 05780423	N			59,760		59,760
	93.917 / M9271c / 268 GPSI FY10	N				4,619	4,619
	Pass-through entity total:			62,457	1,673,125	95,075	1,830,657
Illinois Department on Aging							
Cluster: Aging							
<i>Fed Agency: US Health & Human Services (HHS)</i>							
	93.044 / H8909 / IDoA u120612605	N			679,894		679,894
	93.044 / H8910 / IDoA U120612610	N			1,383,339		1,383,339
	Pass-through entity total:				2,063,233		2,063,233

Pass-Through Entity

Cluster	Fed Agency	CFDA Number / UI Grant Code / Award Title	Major Program	ARRA	Urbana	Chicago	Springfield	All Campuses
<u>Illinois Dept of Healthcare & Family Services</u>								
Cluster: Other Programs								
<i>Fed Agency: US Health & Human Services (HHS)</i>								
93.568 / D7641 / IDHFS 2009-03-008								
			N		143,755			143,755
			<u>Pass-through entity total:</u>		<u>143,755</u>			<u>143,755</u>
<u>Illinois Institute of Technology</u>								
Cluster: 1R&D								
<i>Fed Agency: National Institutes of Health (NIH)</i>								
93.847 / E4466 / IIT SA393-1123-6520								
			Y			18,643		18,643
<i>Fed Agency: US National Science Foundation (NSF)</i>								
47.041 / E4434 / IIT Agreement # SA422-0312-6809								
			Y			11,838		11,838
			<u>Pass-through entity total:</u>			<u>30,481</u>		<u>30,481</u>
<u>Illinois Manufacturing Extension Center (IMEC)</u>								
Cluster: Other Programs								
<i>Fed Agency: US Department of Commerce</i>								
11.611 / C5997 / IMEC FY10								
			N		18,796			18,796
11.611 / C6403 / IMEC FY09								
			N		11,180			11,180
			<u>Pass-through entity total:</u>		<u>29,976</u>			<u>29,976</u>
<u>Illinois Public Health Association</u>								
Cluster: Other Programs								
<i>Fed Agency: National Institutes of Health (NIH)</i>								
93.944 / G5847 / IPHA 1075201								
			N			24,789		24,789
			<u>Pass-through entity total:</u>			<u>24,789</u>		<u>24,789</u>
<u>Illinois State Museum Society</u>								
Cluster: 1R&D								
<i>Fed Agency: US National Science Foundation (NSF)</i>								
47.074 / A4771 / SBC IL St Mus Society DEB-0613952								
			Y		19,813			19,813
			<u>Pass-through entity total:</u>		<u>19,813</u>			<u>19,813</u>
<u>Illinois State University</u>								
Cluster: 1R&D								
<i>Fed Agency: National Institute on Deafness & Other Hearing Disorders</i>								
93.173 / A2907 / NIH SUB ISU RSP08D26501								
			Y		62,943			62,943
<i>Fed Agency: US Department of Agriculture (USDA)</i>								
10.912 / A4438 / AG ISU RSP06C216 02								
			Y		5,180			5,180
<i>Fed Agency: US National Science Foundation (NSF)</i>								

Pass-Through Entity**Cluster****Fed Agency****CFDA Number / UI Grant Code / Award Title****Major
Program****ARRA****Urbana****Chicago****Springfield****All Campuses**

47.076 / A3101 / SBC ISU #04C234.01

Y

9,118

9,118

Cluster: Other Programs

Fed Agency: US Department of Education

84.048 / D7388 / ISBE ISU 09D250.04

N

6,633

6,633

Pass-through entity total:83,87483,874**IllinoisRocstar LLC**

Cluster: 1R&D

Fed Agency: Air Force

12.000 / A3248 / AF Sub IllinoisRocstar 2009-00497

Y

7,586

7,586

Fed Agency: Air Force Office of Scientific Research (AFOSR)

12.000 / A2984 / AF Sub ILRocstar 2008-05764

Y

1,664

1,664

Fed Agency: Army

12.000 / A2997 / Army Sub ILRocstar 2009-03032

Y

23,324

23,324

Fed Agency: Navy

12.000 / A3366 / Navy ILRocstar UIUC 2008-05021-00-

Y

100,065

100,065

Pass-through entity total:132,639132,639**Impact Research and Development Organization**

Cluster: 1R&D

Fed Agency: Centers for Disease Control and Prevention (CDC)

93.000 / E5559 / Impact Res & Dev Org

Y

-19,800

-19,800

Pass-through entity total:-19,800-19,800**Indian Township Tribal Government**

Cluster: 1R&D

Fed Agency: US Environmental Protection Agency (EPA)

66.000 / A8893 / CAL EPA 2006-NTN1-46

Y

20

20

Pass-through entity total:2020**Indiana Latino Institute Inc**

Cluster: Other Programs

Fed Agency: Centers for Disease Control and Prevention (CDC)

93.283 / E5325 / Indiana Latino Institute Inc

N

34,670

34,670

Pass-through entity total:34,67034,670**Indiana Regional Community Policing Institute**

Cluster: Other Programs

Fed Agency: US Department of Justice (DOJ)

16.unk / A2492 / DOJ Sub ICJI D3-8-1273

N

32,685

32,685">

Pass-Through Entity

Cluster	Fed Agency	CFDA Number / UI Grant Code / Award Title	Major Program	ARRA	Urbana	Chicago	Springfield	All Campuses
					<u>32,685</u>			<u>32,685</u>
Indiana State Department of Health								
Cluster: Other Programs								
<i>Fed Agency: Centers for Disease Control and Prevention (CDC)</i>								
		93.991 / F9193 / Eds# A70-8-041038-2		N		23,597		23,597
						<u>23,597</u>		<u>23,597</u>
Indiana University								
Cluster: 1R&D								
<i>Fed Agency: Defense Threat Reduction Agency (DTRA)</i>								
		12.000 / A3444 / Navy Sub IU 552054		Y	87,547			87,547
<i>Fed Agency: Institute of Museum & Library Services (IMLS)</i>								
		45.313 / A6060 / IMLS Indiana 0059-04		Y	16,506			16,506
					<u>104,053</u>			<u>104,053</u>
Innovative Energy Solutions								
Cluster: 1R&D								
<i>Fed Agency: Air Force</i>								
		12.000 / E5433 / Innovative Energy Solutions		Y		-82		-82
		12.800 / E5330 / Innovative Energy Solution		Y		-10,717		-10,717
						<u>-10,799</u>		<u>-10,799</u>
Innovative Health Applications LLC								
Cluster: Other Programs								
<i>Fed Agency: US NASA</i>								
		43.unk / A2397 / CAL NASA 2010-NTN1-05		N	3,816			3,816
					<u>3,816</u>			<u>3,816</u>
Innovative Scientific Sol Inc								
Cluster: 1R&D								
<i>Fed Agency: Air Force</i>								
		12.000 / A2151 / AF Sub ISSI 2010-01471 ANTC		Y	159			159
					<u>159</u>			<u>159</u>
Institute for Clinical Research Inc.								
Cluster: 1R&D								
<i>Fed Agency: National Institute of Allergy & Infectious Diseases</i>								
		93.000 / E4843 / ICR M19CH00809073 Task Order 3		Y		7,741		7,741
						<u>7,741</u>		<u>7,741</u>

Pass-Through Entity**Cluster****Fed Agency****CFDA Number / UI Grant Code / Award Title****Major
Program****ARRA****Urbana****Chicago****Springfield****All Campuses**

Institute for Systems Biology

Cluster: 1R&D

Fed Agency: Army

12.420 / A2834 / Army ISB 2009.0007-PO 27431

Y

117,200

117,200

12.420 / A3461 / Army Sub ISB 2008.0005-P022713

Y

56,008

56,008

Pass-through entity total:173,208173,208**Intelligent Automation Inc**

Cluster: 1R&D

Fed Agency: Air Force Office of Scientific Research (AFOSR)

12.300 / A3983 / AF Sub IAI 576-2

Y

1,212

1,212

Fed Agency: US Department of Defense (DoD)

12.000 / E4669 / IAI Subcontract No 750 1

Y

21,000

21,000

Fed Agency: US Department of Energy (DOE)

81.000 / A2172 / DOE Sub IAI 758-1

Y

19,809

19,809

Pass-through entity total:21,02121,00042,021**International Business Machines Corp (IBM)**

Cluster: 1R&D

Fed Agency: National Business Center (NBC)

15.000 / A4194 / INT NBC Sub IBM W0752589

Y

226

226

Pass-through entity total:226226**International Research and Exchanges Board (IREX)**

Cluster: Other Programs

Fed Agency: US State Department

19.unk / A2375 / State IREX 2010-01443 FLLW

N

23,907

23,907

19.unk / A2665 / STATE IREX 2010-00068 FLLW

N

12,432

12,432

Pass-through entity total:36,33936,339**Iowa State University**

Cluster: 1R&D

Fed Agency: Air Force

12.800 / A2585 / AF Sub Iowa 421-20-15 PO76402 23

Y

84,956

84,956

Fed Agency: Federal Highway Administration (FHWA)

20.200 / A2359 / DOT ISU 436-17-02 PO IO 78592 23

Y

27,256

27,256

Fed Agency: US Department of Agriculture (USDA)

10.200 / A2509 / AG Sub ISU 416-40-22H

Y

25,101

25,101

10.200 / A3157 / AG ISU 416-40-12B

Y

6,992

6,992

Pass-Through Entity**Cluster****Fed Agency****CFDA Number / UI Grant Code / Award Title****Major
Program****ARRA****Urbana****Chicago****Springfield****All Campuses**

10.200 / A3159 / AG ISU 416-40-12A

Y

-1

-1

10.206 / A2961 / AG SUB ISU 410-40-03

Y

23,766

23,766

Fed Agency: USDA Coop State Rsrch Educ & Ext Serv (CSREES)

10.200 / A2580 / AG Sub Iowa 416-40-22G

Y

37,297

37,297

Cluster: Other Programs

Fed Agency: US Department of Agriculture (USDA)

10.352 / A3150 / AG Sub ISU 412-30-08

N

17,227

17,227

Fed Agency: US Department of Energy (DOE)

81.unk / A3995 / DOE ISU FUA Ames Lab 2008-00521

N

2,569

2,569

Pass-through entity total:225,163225,163**ISS Inc**

Cluster: 1R&D

Fed Agency: National Institutes of Health (NIH)

93.000 / E5786 / ISS Inc

Y

106,540

106,540

Pass-through entity total:106,540106,540**Jaeb Center for Health Research**

Cluster: 1R&D

Fed Agency: National Eye Institute

93.847 / E5609 / Jaeb Center for Health Research

Y

166

166

93.867 / E4928 / Jaeb Center For Health Research

Y

1,176

1,176

Fed Agency: National Institutes of Health (NIH)

93.847 / E5185 / Jaeb Center for Research Addendum

Y

5,031

5,031

Pass-through entity total:6,3736,373**John Hopkins Bloomberg School of Public Health**

Cluster: 1R&D

Fed Agency: National Eye Institute

93.867 / E6826 / John Hopkins Bloomberg Sph 95363

Y

87,885

87,885

Fed Agency: National Institute of Diabetes & Digestive & Kidney Diseases

93.701 / E4618 / ARRA John Hopkins R01DK081335-01A1

Y

Y

83,258

83,258

Pass-through entity total:171,143171,143**John Snow Incorporated (JSI)**

Cluster: Other Programs

Fed Agency: US Health & Human Services (HHS)

93.unk / A2941 / NIH Sub JSI 2009-04197

N

471

471

93.unk / E5054 / John Snow Inc Heart Truth Grand Rounds

N

-1,773

-1,773

Pass-Through Entity

Cluster	Fed Agency	CFDA Number / UI Grant Code / Award Title	Major Program	ARRA	Urbana	Chicago	Springfield	All Campuses
			<u>Pass-through entity total:</u>		<u>471</u>	<u>-1,773</u>		<u>-1,302</u>
<u>Johns Hopkins University</u>								
Cluster: 1R&D								
	<i>Fed Agency: National Institute of Diabetes & Digestive & Kidney Diseases</i>							
	93.847 / E5078 / Johns Hopkins University 2000541628		Y			12,697		12,697
	<i>Fed Agency: National Institute of General Medical Sciences</i>							
	93.859 / E4552 / John Hopkins Univ 2000779148		Y			236,160		236,160
	<i>Fed Agency: National Institutes of Health (NIH)</i>							
	93.000 / E5006 / JHU 2000586879		Y			4,020		4,020
	93.395 / E5062 / JHU PO No 2000403599		Y			6,478		6,478
	<i>Fed Agency: US Environmental Protection Agency (EPA)</i>							
	66.509 / E4536 / Johns Hopkins RD83241701		Y			93,847		93,847
	<i>Fed Agency: US National Science Foundation (NSF)</i>							
	47.049 / A8067 / SBC JHU #8203-53655		Y		710			710
	47.080 / A2641 / SBC JHU OCI-0830976		Y		285,809			285,809
Cluster: Other Programs								
	<i>Fed Agency: US National Science Foundation (NSF)</i>							
	47.049 / A2836 / SBC JHU 200629733 FLLW		N		35,980			35,980
			<u>Pass-through entity total:</u>		<u>322,499</u>	<u>353,202</u>		<u>675,701</u>
<u>Kansas State Univ</u>								
Cluster: 1R&D								
	<i>Fed Agency: US Department of Agriculture (USDA)</i>							
	10.206 / A2824 / AG Sub KS S09182		Y		82,644			82,644
Cluster: Other Programs								
	<i>Fed Agency: National Institutes of Health (NIH)</i>							
	93.unk / A2398 / NIH SUB TTA KSU 2010-01194		N		16,201			16,201
	<i>Fed Agency: US Department of Agriculture (USDA)</i>							
	10.500 / A2027 / AG Sub KSU S10179		Y		1,928			1,928
	10.500 / A2835 / AG KSU S09148		Y		22,248			22,248
	<i>Fed Agency: USDA Coop State Rsrch Educ & Ext Serv (CSREES)</i>							
	10.500 / A3947 / AG KSU S08030		Y		70,256			70,256
	10.500 / A3948 / AG KSU S08064		Y		6,979			6,979
			<u>Pass-through entity total:</u>		<u>200,256</u>			<u>200,256</u>

Pass-Through Entity**Cluster****Fed Agency****CFDA Number / UI Grant Code / Award Title****Major
Program****ARRA****Urbana****Chicago****Springfield****All Campuses**

Kent State Univ TERM Use @00871375.

Cluster: 1R&D

Fed Agency: US National Science Foundation (NSF)

47.076 / J9441 / 442 NSF KSU Thinking With Data

Y

15,399

15,399

Pass-through entity total:15,39915,399**Kurt J Lesker Co**

Cluster: 1R&D

Fed Agency: US National Science Foundation (NSF)

47.041 / A3822 / SBC Lesker IIP 07-40261

Y

9,812

9,812

47.082 / A2382 / SBC Lesker IIP 09-23843 ARRA

Y

Y

37,673

37,673

Pass-through entity total:47,48547,485**La Jolla Institute for Allergy & Immunology**

Cluster: 1R&D

Fed Agency: National Institutes of Health (NIH)

93.000 / E5083 / La Jolla Institute 26208-03-331

Y

92,349

92,349

Pass-through entity total:92,34992,349**Lawrence Livermore National Lab**

Cluster: 1R&D

Fed Agency: Lawrence Livermore National Lab

81.000 / A2295 / DOE LLNL B588559

Y

44,424

44,424

81.000 / A2417 / DOE LLNL B586089

Y

44,367

44,367

81.000 / A2432 / DOE LLNL B589070

Y

5,976

5,976

81.000 / A2589 / DOE LLNL B583843

Y

58,886

58,886

81.000 / A2930 / DOE LLNL LL 2009-06653 ANTC

Y

-2,192

-2,192

81.000 / A3042 / DOE LLNL B581955

Y

134,755

134,755

81.000 / A3043 / DOE LLNL B580664

Y

107,077

107,077

81.000 / A3046 / DOE LLNL B580662

Y

123,252

123,252

81.000 / A3224 / DOE LLNL B579132

Y

209,313

209,313

81.000 / A3225 / DOE LLNL B579006

Y

118,426

118,426

81.000 / A3256 / DOE LLNL B579007

Y

52,633

52,633

81.000 / A3630 / DOE LLNL B572722

Y

132,385

132,385

81.000 / A3750 / DOE LLNL B573269

Y

13,667

13,667

81.000 / A3811 / DOE LLNL B573254

Y

-9,752

-9,752

81.000 / A6928 / DOE LLNL B532720

Y

4,466

4,466

81.000 / A8805 / DOE LLNL B523819

Y

1,034,327

1,034,327

Pass-Through Entity

Cluster	Fed Agency	CFDA Number / UI Grant Code / Award Title	Major Program	ARRA	Urbana	Chicago	Springfield	All Campuses
					<u>2,072,010</u>			<u>2,072,010</u>
<u>Lockheed Martin Corp</u>								
Cluster: 1R&D								
<i>Fed Agency: Defense Advanced Research Projects Agency (DARPA)</i>								
		12.000 / A3195 / DARPA Lockheed XW3114290X	Y		-6,636			-6,636
					<u>-6,636</u>			<u>-6,636</u>
<u>Los Alamos National Lab</u>								
Cluster: 1R&D								
<i>Fed Agency: Los Alamos National Lab</i>								
		81.000 / A2261 / DOE LANL 76604-001-10	Y		39,594			39,594
		81.000 / A3663 / DOE LANL 62568-001-08	Y		71,967			71,967
		81.000 / A4228 / DOE LANL 55552-001-07	Y		72,000			72,000
		81.000 / A4699 / DOE LANL 53183-001-7	Y		56,926			56,926
		81.000 / A5619 / DOE LANL 12760-001-05	Y		15,000			15,000
Cluster: Other Programs								
<i>Fed Agency: Los Alamos National Lab</i>								
		81.unk / A3116 / DOE LANL 72154-001-09	N		4,342			4,342
					<u>259,829</u>			<u>259,829</u>
<u>Louisiana State University</u>								
Cluster: 1R&D								
<i>Fed Agency: US Health & Human Services (HHS)</i>								
		93.213 / E5676 / LSU 23073	Y			457		457
<i>Fed Agency: US National Science Foundation (NSF)</i>								
		47.078 / A2936 / SBC LSU 35430	Y		23,316			23,316
		47.080 / A3712 / SBC LSU 22384	Y		7,410			7,410
					<u>30,726</u>	<u>457</u>		<u>31,183</u>
<u>Loyola University Chicago</u>								
Cluster: 1R&D								
<i>Fed Agency: National Institutes of Health (NIH)</i>								
		93.121 / E5520 / Loyola University 200243	Y			66,706		66,706
		93.242 / E6996 / Loyola Univ of Chicago #107015	Y			7,562		7,562
		93.272 / E5677 / Loyola University AA013527-07	Y			-3,516		-3,516
<i>Fed Agency: US National Science Foundation (NSF)</i>								
		47.076 / E4571 / Loyola University DRL 0935816	Y			41,344		41,344
						<u>112,096</u>		<u>112,096</u>

Pass-Through Entity

Cluster	Fed Agency	CFDA Number / UI Grant Code / Award Title	Major Program	ARRA	Urbana	Chicago	Springfield	All Campuses
<u>LRK Associates Incorporated</u>								
Cluster: 1R&D								
<i>Fed Agency: Navy</i>								
		12.000 / A2441 / Navy Sub LRK09-01		Y	20,786			20,786
					<u>20,786</u>			<u>20,786</u>
<u>LSST Data Management Corporation</u>								
Cluster: 1R&D								
<i>Fed Agency: US National Science Foundation (NSF)</i>								
		47.049 / A5303 / SBC LSSTC C44006L		Y	394,048			394,048
					<u>394,048</u>			<u>394,048</u>
<u>Luna Innovations</u>								
Cluster: 1R&D								
<i>Fed Agency: National Institutes of Health (NIH)</i>								
		93.859 / E4411 / Luna innovations 1-R01 GM083274		Y		10,804		10,804
						<u>10,804</u>		<u>10,804</u>
<u>MACTEC Engineering & Consulting</u>								
Cluster: Other Programs								
<i>Fed Agency: US Environmental Protection Agency (EPA)</i>								
		66.unk / A3952 / EPA Sub Mactec CASTNET III		N	1,750			1,750
					<u>1,750</u>			<u>1,750</u>
<u>Madison Area Technical College</u>								
Cluster: 1R&D								
<i>Fed Agency: US National Science Foundation (NSF)</i>								
		47.076 / F9092 / Madison Area Techn College 0903293		Y		10,251		10,251
						<u>10,251</u>		<u>10,251</u>
<u>Madison Community Unit School District</u>								
Cluster: Other Programs								
<i>Fed Agency: US Department of Education</i>								
		84.287 / D7489 / ISBE Madison 2009-04571		N	10,758			10,758
					<u>10,758</u>			<u>10,758</u>
<u>Mandaree Enterprise Corporation</u>								
Cluster: 1R&D								
<i>Fed Agency: Army</i>								
		12.000 / A2774 / Army MEC W9132T-ILL-006		Y	96,959			96,959

Pass-Through Entity

Cluster	Fed Agency	CFDA Number / UI Grant Code / Award Title	Major Program	ARRA	Urbana	Chicago	Springfield	All Campuses
Cluster: Other Programs								
<i>Fed Agency: Army</i>								
		12.431 / A3618 / Army Sub MEC 2008-04908	N		87			87
		12.unk / A2586 / Army Sub MEC W9132T-ILL-007	N		10,654			10,654
<i>Fed Agency: Army Research Office (ARO)</i>								
		12.431 / A4703 / Army Sub MEC W9132T-ILL-003	N		18,965			18,965
		<u>Pass-through entity total:</u>			<u>126,665</u>			<u>126,665</u>
<u>March of Dimes</u>								
Cluster: 1R&D								
<i>Fed Agency: US Health & Human Services (HHS)</i>								
		93.110 / E6414 / MOD - Dr. Diane Ashton	Y			45,481		45,481
		<u>Pass-through entity total:</u>				<u>45,481</u>		<u>45,481</u>
<u>Marine Biological Laboratory</u>								
Cluster: 1R&D								
<i>Fed Agency: National Institutes of Health (NIH)</i>								
		93.173 / G6032 / Marine Biological Laboratory 36544	Y			57,435		57,435
		<u>Pass-through entity total:</u>				<u>57,435</u>		<u>57,435</u>
<u>Marquette University</u>								
Cluster: 1R&D								
<i>Fed Agency: National Institutes of Health (NIH)</i>								
		93.701 / E4528 / Marquette 1R01NS062982-01A2 ARRA	Y	Y		48,658		48,658
		<u>Pass-through entity total:</u>				<u>48,658</u>		<u>48,658</u>
<u>Massachusetts General Hospital</u>								
Cluster: 1R&D								
<i>Fed Agency: National Institute of General Medical Sciences</i>								
		93.859 / E4693 / MA General Hospital No 215348	Y			95,369		95,369
		<u>Pass-through entity total:</u>				<u>95,369</u>		<u>95,369</u>
<u>Massachusetts Institute of Technology</u>								
Cluster: 1R&D								
<i>Fed Agency: National Institutes of Health (NIH)</i>								
		93.859 / A3240 / NIH SUB MIT 5710002579	Y		120,813			120,813
<i>Fed Agency: US Department of Energy (DOE)</i>								
		81.000 / A3953 / DOE MIT 5710002352	Y		110,386			110,386
<i>Fed Agency: US National Science Foundation (NSF)</i>								
		47.041 / A4014 / SBC MIT 5710002318	Y		107,384			107,384

Pass-Through Entity

Cluster	Fed Agency	CFDA Number / UI Grant Code / Award Title	Major Program	ARRA	Urbana	Chicago	Springfield	All Campuses
					<u>338,583</u>			<u>338,583</u>
<u>Mathematica Pollicy Research</u>								
Cluster: 1R&D								
<i>Fed Agency: US Department of Education</i>								
		84.000 / E4619 / Mathematica 6692S00159	Y			34,343		34,343
					<u>Pass-through entity total:</u>	<u>34,343</u>		<u>34,343</u>
<u>Mayo Clinic</u>								
Cluster: 1R&D								
<i>Fed Agency: National Cancer Institute</i>								
		93.393 / G5953 / Mayo Subaward 1R21CA131792-01	Y			22,244		22,244
					<u>Pass-through entity total:</u>	<u>22,244</u>		<u>22,244</u>
<u>MCHC Services Corporation</u>								
Cluster: Other Programs								
<i>Fed Agency: US Health & Human Services (HHS)</i>								
		93.069 / E5606 / MCHC IPC	N			3,920		3,920
					<u>Pass-through entity total:</u>	<u>3,920</u>		<u>3,920</u>
<u>McHenry County Government Center</u>								
Cluster: 1R&D								
<i>Fed Agency: Housing & Urban Development (HUD)</i>								
		14.000 / A4102 / HUD McHenry 2008-01288	Y		15,000			15,000
					<u>Pass-through entity total:</u>	<u>15,000</u>		<u>15,000</u>
<u>McLean Hospital</u>								
Cluster: Other Programs								
<i>Fed Agency: US Health & Human Services (HHS)</i>								
		93.279 / E4405 / McLean Hospital	N			10,793		10,793
					<u>Pass-through entity total:</u>	<u>10,793</u>		<u>10,793</u>
<u>Medical University of South Carolina</u>								
Cluster: 1R&D								
<i>Fed Agency: National Institutes of Health (NIH)</i>								
		93.389 / A4166 / PHS Sub MUSC LM009153-01A1	Y		75,064			75,064
<i>Fed Agency: National Library of Medicine</i>								
		93.701 / A2339 / NIH SUB MUSC MUSC09-125 ARRA	Y	Y	12,707			12,707
					<u>Pass-through entity total:</u>	<u>87,771</u>		<u>87,771</u>

Pass-Through Entity**Cluster****Fed Agency****CFDA Number / UI Grant Code / Award Title****Major
Program****ARRA****Urbana****Chicago****Springfield****All Campuses**

Menominee Indian Tribe

Cluster: 1R&D

Fed Agency: US Environmental Protection Agency (EPA)

66.000 / A8994 / CAL EPA 2009-MDN2-46

Y

9,368

9,368

Pass-through entity total:9,3689,368**Mercer County**

Cluster: Other Programs

Fed Agency: US Department of Homeland Security(USDHS)

97.unk / A2519 / DHS FEMA CM 2009-06077

N

40,637

40,637

Pass-through entity total:40,63740,637**Michigan State University**

Cluster: 1R&D

Fed Agency: National Institute of General Medical Sciences

93.701 / A2120 / NIH Sub MSU 61-0903UI ARRA

Y

Y

5,625

5,625

Fed Agency: United States Agency for International Development (AID)

98.001 / A3674 / AID MSU 61-2949

Y

178,822

178,822

Fed Agency: US Department of Agriculture (USDA)

10.000 / A2630 / AG MSU DW 2009-04035 ANTC

Y

11,133

11,133

10.200 / A3388 / AG MSU 61-4087D

Y

9,330

9,330

10.200 / A4281 / AG MSU 61-4134D

Y

-29

-29

10.203 / A8823 / CAL AG 2009-NTN1-16

Y

3,348

3,348

10.304 / A3804 / AG MSU 61-4135G

Y

65,939

65,939

Fed Agency: USDA Agricultural Research Service (ARS)

10.001 / A3446 / AG MSU 61-4684C

Y

4,635

4,635

Cluster: Other Programs

Fed Agency: US Department of Agriculture (USDA)

10.200 / A2507 / AG Sub MSU 61-4080R

N

771

771

10.200 / A3198 / AG MSU 61-41410

N

667

667

10.200 / A4110 / AG MSU 61-4054T

N

72

72

10.500 / A3970 / AG MSU 61-5421B

Y

14,689

14,689

Pass-through entity total:295,002295,002**Michigan Technological Univ**

Cluster: 1R&D

Fed Agency: US Department of Education

84.116 / A2475 / DE Sub MTU 090366Z1 P0081902

Y

3,050

3,050">

Pass-Through Entity

Cluster	Fed Agency	CFDA Number / UI Grant Code / Award Title	Major Program	ARRA	Urbana	Chicago	Springfield	All Campuses
<i>Fed Agency: US Department of Energy (DOE)</i>								
		81.000 / A3631 / DOE MTU 050516Z26 P0075816	Y		33,067			33,067
		81.049 / A2934 / DOE Sub MTU 050516Z27	Y		108,907			108,907
		81.049 / A4189 / DOE MTU 050516Z21	Y		130,062			130,062
		<u>Pass-through entity total:</u>			<u>275,086</u>			<u>275,086</u>
Microbiotix Inc								
Cluster: 1R&D								
<i>Fed Agency: National Institute of Allergy & Infectious Diseases</i>								
		93.855 / E4603 / Microbiotix Inc FLU2033	Y			57,143		57,143
		<u>Pass-through entity total:</u>				<u>57,143</u>		<u>57,143</u>
Midwestern Univ								
Cluster: 1R&D								
<i>Fed Agency: HRSA/BHPR/DADPHP (Health Resources and Services)</i>								
		93.107 / E5164 / Midwestern University U77HP03050090	Y			17,312		17,312
		<u>Pass-through entity total:</u>				<u>17,312</u>		<u>17,312</u>
Mississippi Department of Environmental Quality								
Cluster: Other Programs								
<i>Fed Agency: US Environmental Protection Agency (EPA)</i>								
		66.439 / A2305 / CAL EPA 2009-MDN-4-11	N		3,593			3,593
		66.unk / A2181 / CAL EPA 2009-NTN-1-72	N		1,230			1,230
		<u>Pass-through entity total:</u>			<u>4,823</u>			<u>4,823</u>
Missouri Department of Natural Resources								
Cluster: 1R&D								
<i>Fed Agency: US Environmental Protection Agency (EPA)</i>								
		66.000 / A4952 / CAL EPA 2008-MDN2-43	Y		11,067			11,067
		<u>Pass-through entity total:</u>			<u>11,067</u>			<u>11,067</u>
Missouri University of Science and Technology								
Cluster: Other Programs								
<i>Fed Agency: National Institutes of Health (NIH)</i>								
		93.unk / A2423 / NIH SUB TTA MUST 2010-01135	N		113			113
		<u>Pass-through entity total:</u>			<u>113</u>			<u>113</u>
Modine Manufacturing Co								
Cluster: 1R&D								
<i>Fed Agency: Army</i>								
		12.000 / A3430 / Army Sub MMC 2008-03791	Y		32,936			32,936

Modine Manufacturing Co

FY10 SEFA Pass-through details

Pass-Through Entity

Cluster	Fed Agency	CFDA Number / UI Grant Code / Award Title	Major Program	ARRA	Urbana	Chicago	Springfield	All Campuses
					<u>32,936</u>			<u>32,936</u>
<u>Montronix Inc</u>								
Cluster: 1R&D								
<i>Fed Agency: US Department of Commerce</i>								
		11.612 / A9427 / COM MONTRONIX 4060		Y	-57,975			-57,975
					<u>-57,975</u>			<u>-57,975</u>
<u>Moraine Valley Community College</u>								
Cluster: Other Programs								
<i>Fed Agency: US National Science Foundation (NSF)</i>								
		47.076 / J9452 / 696 NSF MVCC CSSIA 0702872		N			50,416	50,416
							<u>50,416</u>	<u>50,416</u>
<u>Morehouse School of Medicine</u>								
Cluster: 1R&D								
<i>Fed Agency: US Health & Human Services (HHS)</i>								
		93.399 / E6980 / MSM - NBLIC - III		Y		205,061		205,061
						<u>205,061</u>		<u>205,061</u>
<u>Moss Rehabilitation Research Institute</u>								
Cluster: 1R&D								
<i>Fed Agency: National Institutes of Health (NIH)</i>								
		93.173 / A4890 / PHS Sub Moss Rehab 2R01 DC000191-25		Y	20,206			20,206
					<u>20,206</u>			<u>20,206</u>
<u>Mount Sinai School of Medicine</u>								
Cluster: 1R&D								
<i>Fed Agency: National Cancer Institute</i>								
		93.395 / E4777 / Mount Sinai SM 0254 7383 4609		Y		126,296		126,296
<i>Fed Agency: National Institutes of Health (NIH)</i>								
		93.395 / E5300 / Mount Sinai School Of Medicine		Y		20,874		20,874
<i>Fed Agency: US Health & Human Services (HHS)</i>								
		93.395 / E5190 / Mount Sinai 0254 7382 4609		Y		7,036		7,036
						<u>154,206</u>		<u>154,206</u>
<u>Murray State University</u>								
Cluster: Other Programs								
<i>Fed Agency: Tennessee Valley Authority (TVA)</i>								
		62.001 / B9113 / CAL Murray State/TVA NTN2-37		N	2,554			2,554
					<u>2,554</u>			<u>2,554</u>

Pass-Through Entity

Cluster	Fed Agency	CFDA Number / UI Grant Code / Award Title	Major Program	ARRA	Urbana	Chicago	Springfield	All Campuses
<u>Nanoprobes Inc</u>								
Cluster: 1R&D								
<i>Fed Agency: National Institutes of Health (NIH)</i>								
		93.000 / A2285 / NIH SUB NP 1R 43EB008621-01A2		Y	17,021			17,021
					<u>17,021</u>			<u>17,021</u>
<u>National Academy of Sciences</u>								
Cluster: 1R&D								
<i>Fed Agency: United States Agency for International Development (AID)</i>								
		98.000 / A3451 / AID NAS PGA-P280418		Y	14,273			14,273
		98.000 / A4503 / AID NAS PGA-P281472		Y	46,226			46,226
		98.000 / A4549 / AID NAS PGA-P281473		Y	53,646			53,646
		98.002 / E6519 / NAS Pga-7251-05-008		Y	4,690	-742		3,948
<i>Fed Agency: US Department of Transportation (DOT)</i>								
		20.000 / A2863 / DOT NAS NCHRP-144		Y	97,683			97,683
		20.000 / A3802 / DOT NAS NCHRP-135		Y	20,487			20,487
		20.200 / A4063 / DOT Sub NAS NCHRP-134		Y	55,213			55,213
					<u>292,218</u>	<u>-742</u>		<u>291,476</u>
<u>National Center for Earth-Surface Dynamics</u>								
Cluster: 1R&D								
<i>Fed Agency: US National Science Foundation (NSF)</i>								
		47.050 / A5637 / SBC MINN T5366216011		Y	150,468			150,468
					<u>150,468</u>			<u>150,468</u>
<u>National Childhood Cancer Foundation</u>								
Cluster: 1R&D								
<i>Fed Agency: National Cancer Institute</i>								
		93.000 / E5103 / NCCF 98543 1194		Y		72,170		72,170
		93.395 / E5168 / National Chdhd Cancer Fdn 985431135		Y		889		889
		93.395 / E5169 / Natl Childhood Cancer Fdtn 19757		Y		10,115		10,115
						<u>83,174</u>		<u>83,174</u>
<u>National Energy Management Institute (NEMI)</u>								
Cluster: 1R&D								
<i>Fed Agency: US Department of Energy (DOE)</i>								
		81.087 / E7057 / Nemi CA-2005 Task 6 7 8 10 14		Y		-166,363		-166,363
		81.087 / E7340 / NEMI CA-2004-Task 4		Y		-3,088		-3,088
						<u>-169,451</u>		<u>-169,451</u>

Pass-Through Entity

Cluster	Fed Agency	CFDA Number / UI Grant Code / Award Title	Major Program	ARRA	Urbana	Chicago	Springfield	All Campuses
<u>National Energy Technology Laboratory (NETL)</u>								
Cluster: 1R&D								
<i>Fed Agency: National Energy Technology Laboratory (NETL)</i>								
81.089	/	A5507 / DOE DE-FC26-05NT42588	Y		14,695,676			14,695,676
81.117	/	A5434 / DOE DE-FC26-05NT42634	Y		57,300			57,300
81.117	/	A5435 / DOE DE-FG26-05NT42622	Y		169,532			169,532
81.132	/	A2349 / DOE NETL DE-FE0002068	Y	Y	137,224			137,224
81.133	/	A2366 / DOE NETL DE-FE0002421	Y	Y	2,252			2,252
Cluster: Other Programs								
<i>Fed Agency: National Energy Technology Laboratory (NETL)</i>								
81.087	/	E4685 / DOE NETL DE-EE0001108	N			370,070		370,070
81.133	/	A2348 / DOE NETL DE-FE0002462	N	Y	25,575			25,575
<u>Pass-through entity total:</u>					<u>15,087,559</u>	<u>370,070</u>		<u>15,457,629</u>
<u>National Fish & Wildlife Foundation</u>								
Cluster: 1R&D								
<i>Fed Agency: USDA Forest Service (FS)</i>								
10.000	/	E5485 / Natl Fish & Wildlife Fndt 2008-0025	Y			12,429		12,429
<u>Pass-through entity total:</u>						<u>12,429</u>		<u>12,429</u>
<u>National Renewable Energy Lab</u>								
Cluster: 1R&D								
<i>Fed Agency: National Renewable Energy Lab</i>								
81.000	/	A3888 / DOE NREL ADC-77041-08	Y		688			688
<u>Pass-through entity total:</u>					<u>688</u>			<u>688</u>
<u>National University of Health Sciences</u>								
Cluster: 1R&D								
<i>Fed Agency: National Institutes of Health (NIH)</i>								
93.213	/	E4935 / National U of Health Sciences	Y			13,719		13,719
Cluster: Other Programs								
<i>Fed Agency: US Health & Human Services (HHS)</i>								
93.213	/	E6782 / Natl U of Hlth Sci R25 At002872	N			2,556		2,556
<u>Pass-through entity total:</u>						<u>16,275</u>		<u>16,275</u>
<u>National Writing Project Corporation</u>								
Cluster: Other Programs								
<i>Fed Agency: US Department of Education</i>								
84.unk	/	A3717 / DE Sub NWPC 08-IL07	N		52,415			52,415

Pass-Through Entity

Cluster	Fed Agency	CFDA Number / UI Grant Code / Award Title	Major Program	ARRA	Urbana	Chicago	Springfield	All Campuses
Network for Earthquake Engineering Simulation Consortium Inc								
Cluster: 1R&D								
Fed Agency: US National Science Foundation (NSF)								
47.041 / A6000 / SBC NEES OMSA-2004			Y		427,496			427,496
					<u>Pass-through entity total:</u>			<u>52,415</u>
								<u>52,415</u>
Network of Illinois Learning Resources in Community Colleges								
Cluster: Other Programs								
Fed Agency: Institute of Museum & Library Services (IMLS)								
45.307 / A3908 / IMLS NILRC RE-01-07-0036-07			N		99,011			99,011
					<u>Pass-through entity total:</u>			<u>99,011</u>
								<u>99,011</u>
Neupharma Inc								
Cluster: 1R&D								
Fed Agency: US Department of Defense (DoD)								
12.000 / E6894 / Neupharma Inc			Y			203,716		203,716
					<u>Pass-through entity total:</u>	<u>203,716</u>		<u>203,716</u>
								<u>203,716</u>
New England Research Institute (NERI)								
Cluster: 1R&D								
Fed Agency: National Heart Lung & Blood Institute								
93.000 / E6185 / New England Research Inst			Y			14,594		14,594
93.839 / E4589 / New England Research Inst			Y			94		94
Fed Agency: National Institute on Drug Abuse								
93.000 / E4692 / New England Research Institutes			Y			22,294		22,294
Fed Agency: National Institutes of Health (NIH)								
93.839 / E4421 / New England Rsch Inst 2009-03148			Y			5,802		5,802
					<u>Pass-through entity total:</u>	<u>42,784</u>		<u>42,784</u>
								<u>42,784</u>
New Jersey Institute of Technology								
Cluster: 1R&D								
Fed Agency: Air Force Office of Scientific Research (AFOSR)								
12.800 / A3795 / AF Sub NJIT NP 992834			Y		87,589			87,589
					<u>Pass-through entity total:</u>	<u>87,589</u>		<u>87,589</u>
								<u>87,589</u>
New Jersey Medical School								
Cluster: 1R&D								
Fed Agency: National Institutes of Health (NIH)								
93.837 / E5620 / U of Med and Dent of NJ			Y			41,770		41,770

Pass-Through Entity

Cluster	Fed Agency	CFDA Number / UI Grant Code / Award Title	Major Program	ARRA	Urbana	Chicago	Springfield	All Campuses
		93.837 / E6317 / UMDNJ Med School P0421408	Y			80,906		80,906
						<u>122,676</u>		<u>122,676</u>
<u>New Mexico State Univ</u>								
Cluster: Other Programs								
<i>Fed Agency: United States Agency for International Development (AID)</i>								
		98.unk / A3830 / AID NMSU Q01224	N		117,928			117,928
					<u>117,928</u>			<u>117,928</u>
<u>New York State Department of Environmental Conservation</u>								
Cluster: Other Programs								
<i>Fed Agency: US Environmental Protection Agency (EPA)</i>								
		66.034 / A2238 / CAL EPA 2010-MDN2-72	N		12,777			12,777
		66.034 / A4019 / CAL EPA 2007-MDN2-72	N		9,368			9,368
					<u>22,145</u>			<u>22,145</u>
<u>New York State Museum Institute</u>								
Cluster: 1R&D								
<i>Fed Agency: US National Science Foundation (NSF)</i>								
		47.074 / A4838 / SBC NYSMI 05-29679	Y		30,823			30,823
					<u>30,823</u>			<u>30,823</u>
<u>New York Univ</u>								
Cluster: 1R&D								
<i>Fed Agency: US Health & Human Services (HHS)</i>								
		93.393 / E7018 / New York Univ F5922-01	Y			6,975		6,975
						<u>6,975</u>		<u>6,975</u>
<u>NextGen Aeronautics Inc</u>								
Cluster: 1R&D								
<i>Fed Agency: Air Force</i>								
		12.000 / A3183 / AF Sub NextGen 08-15-02 UIUC100	Y		70,203			70,203
					<u>70,203</u>			<u>70,203</u>
<u>NLight Corporation</u>								
Cluster: 1R&D								
<i>Fed Agency: Army</i>								
		12.000 / A2193 / Army Sub nLight 2010-02547	Y		18,946			18,946
		12.000 / A3672 / Army Sub nLIGHT 2008-06304	Y		106,255			106,255
<i>Fed Agency: US NASA</i>								
		43.000 / A3057 / NASA Sub nLight Corp PO 70552	Y		96,158			96,158

Pass-Through Entity

Cluster	Fed Agency	CFDA Number / UI Grant Code / Award Title	Major Program	ARRA	Urbana	Chicago	Springfield	All Campuses
					<u>221,359</u>			<u>221,359</u>
<u>North Carolina Rural Economic Development Center, Inc.</u>								
Cluster: Other Programs								
<i>Fed Agency: US Department of Commerce</i>								
		11.558 / A2059 / COM Sub NCRED 2010-04607	ARRA	Antic	N	Y	5,784	5,784
							<u>5,784</u>	<u>5,784</u>
<u>North Carolina State University</u>								
Cluster: 1R&D								
<i>Fed Agency: Army</i>								
		12.431 / A5767 / Army NCSU 2005-0725-02			Y		129,985	129,985
<i>Fed Agency: US Department of Agriculture (USDA)</i>								
		10.500 / A3687 / AG NCSU 2008-0590-13			Y		97,004	97,004
<i>Fed Agency: US National Science Foundation (NSF)</i>								
		47.074 / A3861 / SBC NCSU 2007-1465-01			Y		3,405	3,405
		47.074 / A5985 / SBC NCSU 2004-1146-01			Y		2,094	2,094
		47.074 / A6603 / SBC NCSU 2002-1664-02			Y		24,337	24,337
<i>Fed Agency: USDA Agricultural Research Service (ARS)</i>								
		10.206 / A5620 / AG NCSU 2004-1578-03			Y		39,066	39,066
							<u>295,891</u>	<u>295,891</u>
<u>North Central Soybean Research Program (NCSRP)</u>								
Cluster: 1R&D								
<i>Fed Agency: US Department of Agriculture (USDA)</i>								
		10.000 / A3345 / AG NCSRP 2008-03920			Y		-2,086	-2,086
							<u>-2,086</u>	<u>-2,086</u>
<u>Northeastern Ohio Universities College of Medicine</u>								
Cluster: 1R&D								
<i>Fed Agency: National Eye Institute</i>								
		93.701 / E4575 / NEOUCM 34342-A	ARRA		Y	Y	67,261	67,261
<i>Fed Agency: US Health & Human Services (HHS)</i>								
		93.000 / E5194 / Northeastern Ohio Univ 34306-A			Y		83,125	83,125
							<u>150,386</u>	<u>150,386</u>
<u>Northern California Institute for Research & Education</u>								
Cluster: 1R&D								
<i>Fed Agency: National Center for Research Resources</i>								
		93.701 / A2387 / NIH Sub NCIRE 1441-02	ARRA		Y	Y	36,712	36,712

Pass-Through Entity

Cluster	Fed Agency	CFDA Number / UI Grant Code / Award Title	Major Program	ARRA	Urbana	Chicago	Springfield	All Campuses
<i>Fed Agency: National Institutes of Health (NIH)</i>								
		93.389 / A3214 / NIH SUB NCIRE 001323	Y		76,651			76,651
		93.849 / E6530 / NCIRE 000984 - Jette	Y			34,105		34,105
		Pass-through entity total:			113,363	34,105		147,468
<u>Northern Illinois University</u>								
Cluster: 1R&D								
<i>Fed Agency: US Department of Education</i>								
		84.184 / E4559 / NIU Q184T080040	Y			11,290		11,290
		84.366 / E4562 / Northern Illinois University	Y			3,643		3,643
<i>Fed Agency: US National Science Foundation (NSF)</i>								
		47.041 / E4560 / Northern Illinois University	Y			5,665		5,665
		47.050 / E4561 / Northern Illinois University	Y			13,995		13,995
		47.076 / E4557 / Northern Illinois University	Y			37		37
		Pass-through entity total:				34,630		34,630
<u>Northrop Grumman Corp</u>								
Cluster: 1R&D								
<i>Fed Agency: Defense Advanced Research Projects Agency (DARPA)</i>								
		12.910 / A3523 / DARPA NG 8140000499	Y		2,572			2,572
<i>Fed Agency: Federal Emergency Management Agency (FEMA)</i>								
		97.000 / A2297 / DHS Sub NG 7500069504	Y		143,967			143,967
<i>Fed Agency: US NASA</i>								
		43.000 / A3058 / NASA Northrop MA11MB091100 2693744	Y		38,743			38,743
		Pass-through entity total:			185,282			185,282
<u>NorthWest Research Associates Inc</u>								
Cluster: 1R&D								
<i>Fed Agency: Air Force</i>								
		12.000 / A2515 / AF Sub NWRA-09-S-123	Y		9,499			9,499
<i>Fed Agency: US National Science Foundation (NSF)</i>								
		47.050 / A2310 / SBC NWRA-09-S-126	Y		28,478			28,478
		Pass-through entity total:			37,977			37,977
<u>Northwestern University</u>								
Cluster: 1R&D								
<i>Fed Agency: Agency for Healthcare Research and Quality (AHRQ)</i>								
		93.226 / E4653 / NWU AHRQ 60021950	Y			5,711		5,711
<i>Fed Agency: Army</i>								

Pass-Through Entity

Cluster		Major Program	ARRA	Urbana	Chicago	Springfield	All Campuses
Fed Agency							
CFDA Number / UI Grant Code / Award Title							
12.000 / A3119 / Army Sub NU SP0003153/PROJ0001027		Y		45,128			45,128
<i>Fed Agency: National Cancer Institute</i>							
93.394 / E4568 / NU SP0005944/PROJ0001912		Y			7,402		7,402
93.399 / E6470 / NWU 0600 370 C827 1225		Y			194,523		194,523
<i>Fed Agency: National Institute of Child Health & Human Development</i>							
93.865 / A2528 / NIH SUB NU 60024810		Y		377,252			377,252
<i>Fed Agency: National Institute of Diabetes & Digestive & Kidney Diseases</i>							
93.849 / E5165 / Northwestern 60022283 UIC		Y			25,962		25,962
<i>Fed Agency: National Institute of General Medical Sciences</i>							
93.859 / A3205 / PHS SUB NU PROJ0000998		Y		26,584			26,584
<i>Fed Agency: National Institutes of Health (NIH)</i>							
93.000 / E5757 / Northwestern U 0610 370 HD60-UIC		Y			40,807		40,807
93.279 / E4469 / Northwestern University		Y			40,474		40,474
93.393 / E5148 / Northwestern U 60014051		Y			34,908		34,908
93.399 / E5772 / NWU 1R01 CA12055 01A1		Y			20,210		20,210
93.701 / E4642 / Northwestern Univ 60024180 ARRA		Y	Y		20,989		20,989
93.855 / E5150 / Northwestern U 60022450 A01		Y			41,584		41,584
<i>Fed Agency: Navy</i>							
12.300 / A3118 / Navy Sub NU SP0004324/PROJ0001493		Y		280,611			280,611
<i>Fed Agency: US Department of Energy (DOE)</i>							
81.049 / A2430 / DOE Sub NU PROJ0001537		Y		71,752			71,752
<i>Fed Agency: US Health & Human Services (HHS)</i>							
93.000 / E5066 / Northwestern Univ 0610 370 HD60		Y			39,266		39,266
93.000 / E5095 / NU 60022755 DUP UIC Amendment 1		Y			44,770		44,770
93.000 / E5900 / NWU 0600-370-D325-1428		Y			561,062		561,062
93.399 / E5633 / NWU 0600 370 C888 UIC		Y			82,593		82,593
<i>Fed Agency: US National Science Foundation (NSF)</i>							
47.041 / A2400 / SBC NW EFRI-0938007		Y		32,490			32,490
47.041 / A3218 / SBC NW 0830-350-C830		Y		51,408			51,408
47.041 / A4891 / SBC NW PROJ0000395		Y		72,408			72,408
47.041 / A7967 / SBC NWE0830-350-C630		Y		12,500			12,500
47.070 / A3272 / SBC NU PROJ0001351		Y		174,536			174,536
47.076 / A4686 / SBC NW PROJ0000077		Y		58,789			58,789
47.076 / A5961 / SBC NW #0830-350-NC18-1356		Y		61,205			61,205
47.076 / E5188 / NWU PROJ0000750 Yr 4		Y			38,709		38,709
47.079 / E5766 / NWU PROJ0000256		Y			144,667		144,667

Pass-Through Entity

Cluster	Fed Agency	CFDA Number / UI Grant Code / Award Title	Major Program	ARRA	Urbana	Chicago	Springfield	All Campuses
					<u>1,264,663</u>	<u>1,343,637</u>		<u>2,608,300</u>
		<u>Pass-through entity total:</u>						
<u>NPL Associates Inc</u>								
Cluster: 1R&D								
<i>Fed Agency: US Department of Energy (DOE)</i>								
		81.000 / A3752 / DOE NPL 2008-03164		Y	-2,639			-2,639
		81.064 / A8515 / DOE NPL 02-160		Y	629			629
		<u>Pass-through entity total:</u>			<u>-2,010</u>			<u>-2,010</u>
<u>Nuvonyx Inc</u>								
Cluster: 1R&D								
<i>Fed Agency: Air Force</i>								
		12.800 / A4834 / AF Sub NUVONYX 2007-00253		Y	222			222
		<u>Pass-through entity total:</u>			<u>222</u>			<u>222</u>
<u>Oak Ridge National Lab</u>								
Cluster: 1R&D								
<i>Fed Agency: Oak Ridge National Lab</i>								
		81.000 / A2137 / DOE ORNL 4000089027		Y	8,025			8,025
		81.000 / A2280 / DOE ORNL 4000088734		Y	24,054			24,054
		81.000 / A3179 / DOE ORNL BATT 4000076535		Y	33,768			33,768
		81.000 / A4453 / DOE ORNL BATT 4000058971		Y	28,306			28,306
		81.000 / A4805 / DOE ORNL BATT 4000052947		Y	-2			-2
		81.000 / A5726 / DOE ORNL BATT 4000041499		Y	84,774			84,774
		81.000 / A8530 / CAL DOE 2007-NTN1-29		Y	5,836			5,836
		<u>Pass-through entity total:</u>			<u>184,761</u>			<u>184,761</u>
<u>Odyssian Technology LLC</u>								
Cluster: 1R&D								
<i>Fed Agency: Army</i>								
		12.000 / A3354 / Army OT-UIUC-08152008-03		Y	1,238			1,238
		<u>Pass-through entity total:</u>			<u>1,238</u>			<u>1,238</u>
<u>Ohio State Univ</u>								
Cluster: 1R&D								
<i>Fed Agency: Army</i>								
		12.431 / A3541 / Army Sub OSU RF01135233		Y	31,247			31,247
<i>Fed Agency: Centers for Disease Control and Prevention (CDC)</i>								
		93.262 / E4499 / Ohio State University RF 01190097		Y		26,888		26,888
<i>Fed Agency: US NASA</i>								

Pass-Through Entity

Cluster	Fed Agency	CFDA Number / UI Grant Code / Award Title	Major Program	ARRA	Urbana	Chicago	Springfield	All Campuses
		43.000 / A4530 / NASA OSU RF01078900	Y		92,682			92,682
	<i>Fed Agency: US National Science Foundation (NSF)</i>							
		47.041 / A2383 / SBC OSU EEC-0914790	Y		51,078			51,078
		47.041 / A3300 / SBC Ohio State 60002999	Y		41,298			41,298
	Cluster: Other Programs							
	<i>Fed Agency: US National Science Foundation (NSF)</i>							
		47.unk / A2265 / SBC Ohio State 2010-00507 TTA	N		558			558
					<u>216,863</u>	<u>26,888</u>		<u>243,751</u>
	<u>Ohio State Univ Research Foundation</u>							
	Cluster: 1R&D							
	<i>Fed Agency: National Institutes of Health (NIH)</i>							
		93.395 / E5733 / PO RF01108501 PN 60014859	Y			513,962		513,962
		93.865 / A4874 / PHS Sub OSU 60011063-PO#RF01084820	Y		23,679			23,679
	<i>Fed Agency: US Department of Agriculture (USDA)</i>							
		10.500 / A2256 / AG Sub OSU 60023284 PO RF01186898	Y		187			187
		10.500 / A2257 / AG Sub OSU 60019432 PO RF01186910	Y		11,657			11,657
	<i>Fed Agency: US Environmental Protection Agency (EPA)</i>							
		66.512 / A4575 / EPA OSU 60004377 RF01073868	Y		11,750			11,750
	<i>Fed Agency: US Health & Human Services (HHS)</i>							
		93.395 / E5661 / OSURF RF01111566	Y			189,763		189,763
	Cluster: Other Programs							
	<i>Fed Agency: US Dept of Commerce NOAA</i>							
		11.417 / A5061 / COM OSURF RF01073927	N		1,265			1,265
					<u>48,538</u>	<u>703,725</u>		<u>752,263</u>
	<u>Ohio Univ</u>							
	Cluster: 1R&D							
	<i>Fed Agency: US Environmental Protection Agency (EPA)</i>							
		66.000 / A4818 / CAL EPA 2009-MDN2-65	Y		2,767			2,767
					<u>2,767</u>			<u>2,767</u>
	<u>Ontario Institute for Cancer Research</u>							
	Cluster: 1R&D							
	<i>Fed Agency: National Human Genome Research Institute</i>							
		93.172 / E4640 / Ontario 3 U41 HG004269-04S1	Y			49,534		49,534
					<u>49,534</u>			<u>49,534</u>

Pass-Through Entity

Cluster	Fed Agency	CFDA Number / UI Grant Code / Award Title	Major Program	ARRA	Urbana	Chicago	Springfield	All Campuses
<u>Oregon Department of Environmental Quality</u>								
Cluster: Other Programs								
<i>Fed Agency: US Environmental Protection Agency (EPA)</i>								
66.454 / A2270 / CAL EPA 2008-MDN2-70 ARRA								
			N	Y	10,944			10,944
			<u>Pass-through entity total:</u>		<u>10,944</u>			<u>10,944</u>
<u>Oregon Health Sciences Univ</u>								
Cluster: 1R&D								
<i>Fed Agency: Centers for Disease Control and Prevention (CDC)</i>								
93.283 / E4409 / OHSU GCDRC0193								
			Y			35		35
<i>Fed Agency: US Department of Education</i>								
84.133 / E4924 / GCDRC0180								
			Y			9,966		9,966
84.133 / E6855 / OHSU GCDRC0139AE - Fujiura								
			Y			3,986		3,986
84.133 / E6879 / OHSU - Rimmer								
			Y			4,548		4,548
84.133 / E6889 / OHSU GCDRCO139AC - Heller								
			Y			12		12
			<u>Pass-through entity total:</u>			<u>18,547</u>		<u>18,547</u>
<u>Oregon State University</u>								
Cluster: 1R&D								
<i>Fed Agency: US Department of Education</i>								
84.305 / E5506 / Oregon State Univ ED124A A								
			Y			420,460		420,460
Cluster: Other Programs								
<i>Fed Agency: US Department of Agriculture (USDA)</i>								
10.unk / A2106 / AG OSU TTA 2010-04498								
			N		17,830			17,830
<i>Fed Agency: US Department of Commerce</i>								
11.417 / A3298 / COM OSU NA197A-B								
			N		22,510			22,510
<i>Fed Agency: US Dept of Commerce NOAA</i>								
11.417 / A3217 / COM OSU NA197A-A								
			N		33,130			33,130
<i>Fed Agency: USDA Coop State Rsrch Educ & Ext Serv (CSREES)</i>								
10.unk / A4049 / AG OSU NO. C0357A-C								
			N		40,783			40,783
			<u>Pass-through entity total:</u>		<u>114,253</u>	<u>420,460</u>		<u>534,713</u>
<u>Pacific Northwest National Lab</u>								
Cluster: 1R&D								
<i>Fed Agency: Pacific Northwest National Lab</i>								
81.000 / A2406 / DOE PNL 96852								
			Y		158,911			158,911
81.000 / A2431 / DOE PNL 97142								
			Y		99,682			99,682
81.000 / A2699 / DOE PNL 95635								
			Y		4,436			4,436

Pass-Through Entity**Cluster****Fed Agency****CFDA Number / UI Grant Code / Award Title****Major
Program****ARRA****Urbana****Chicago****Springfield****All Campuses**

81.000 / A3139 / DOE PNL BATT 78673

Y

35,570

35,570

81.000 / A3206 / DOE PNL BATT 75588

Y

21,087

21,087

81.000 / A3331 / DOE PNL BATT 69126

Y

113,659

113,659

Pass-through entity total:433,345433,345**Parallel Consulting LLC**

Cluster: 1R&D

Fed Agency: Army

12.000 / A3460 / Army Sub PC 2008-05382

Y

23,634

23,634

Pass-through entity total:23,63423,634**PC Krause and Associates, Inc**

Cluster: 1R&D

Fed Agency: Navy

12.000 / A2787 / Navy PCK09-NM0330-UIUC1

Y

32,381

32,381

Pass-through entity total:32,38132,381**Pegasus Technical Services**

Cluster: 1R&D

Fed Agency: US Environmental Protection Agency (EPA)

66.000 / E6041 / PEGSUB 00004

Y

20,913

20,913

Pass-through entity total:20,91320,913**Pennatek LLC**

Cluster: 1R&D

Fed Agency: USDA Coop State Rsrch Educ & Ext Serv (CSREES)

10.212 / A2477 / AG Sub Pennatek 2008-33610-19507

Y

19,389

19,389

Pass-through entity total:19,38919,389**Pennsylvania State Univ**

Cluster: 1R&D

Fed Agency: US Department of Agriculture (USDA)

10.500 / A3094 / AG Sub PASU 3822-UIUC-USDA-481

Y

1,209

1,209

Fed Agency: US Department of Energy (DOE)

81.000 / A8623 / DOE PU 2406-UI-4423

Y

-5,839

-5,839

Fed Agency: US National Science Foundation (NSF)

47.050 / A2119 / SBC Penn State 4119-UI-NSF-8624 EQ

Y

10,000

10,000

Fed Agency: USDA Coop State Rsrch Educ & Ext Serv (CSREES)

10.309 / A3216 / AG PSU 3815-UIUC-USDA-9561

Y

4,935

4,935

Cluster: Other Programs

Pass-Through Entity**Cluster****Fed Agency****CFDA Number / UI Grant Code / Award Title****Major
Program****ARRA****Urbana****Chicago****Springfield****All Campuses**

Fed Agency: Defense Threat Reduction Agency (DTRA)

12.unk / A3871 / DTRA PSU 3516-UI-DTRA-0010

N

635,536

635,536

Pass-through entity total:645,841645,841**Pennsylvania State University**

Cluster: 1R&D

Fed Agency: Army

12.431 / A6327 / Army PU 2777-UI-DOA-0178

Y

125,117

125,117

Fed Agency: Office of Naval Research (ONR)

12.300 / E7267 / Penn State Univ 2799-UI-ONR-0683

Y

55,673

55,673

Pass-through entity total:125,11755,673180,790**Penobscot Indian Reservation**

Cluster: 1R&D

Fed Agency: US Environmental Protection Agency (EPA)

66.000 / A3850 / CAL EPA 2008-MDN2-97

Y

7,878

7,878

Cluster: Other Programs

Fed Agency: US Environmental Protection Agency (EPA)

66.034 / A2183 / CAL EPA 2009-MDN-2-97

N

3,180

3,180

Pass-through entity total:11,05811,058**Petroleum Technology Transfer Council (PTTC)**

Cluster: 1R&D

Fed Agency: US Department of Energy (DOE)

81.000 / A8520 / DOE PTTC

Y

17,489

17,489

Cluster: Other Programs

Fed Agency: US Department of Energy (DOE)

81.unk / A2363 / DOE PTTC 09-002

N

2,940

2,940

Pass-through entity total:20,42920,429**Physical Sciences Inc**

Cluster: 1R&D

Fed Agency: Missile Defense Agency (MDA)

12.000 / A3784 / MDA Sub PSI 1567-44234

Y

42,852

42,852

Pass-through entity total:42,85242,852**Pike County**

Cluster: Other Programs

Fed Agency: Federal Emergency Management Agency (FEMA)

97.unk / A2381 / DHS FEMA PC 2009-06084

N

16,893

16,893">

Pass-Through Entity**Cluster****Fed Agency****CFDA Number / UI Grant Code / Award Title****Major
Program****ARRA****Urbana****Chicago****Springfield****All Campuses**

Pass-through entity total:16.89316.893**Pioneer Civic Services Corporation**

Cluster: Other Programs

Fed Agency: Housing & Urban Development (HUD)

14.235 / E4929 / Pioneer Civic Services

N

22,100

22,100

14.235 / E5349 / Pioneer Civic Services

N

7,175

7,175

14.241 / E4488 / Pioneer Civic Services

N

17,412

17,412

14.241 / E5099 / Pioneer Civic Services

N

22,767

22,767

14.241 / E6374 / Pioneer Civic Services ILH050011

N

-34

-34

Pass-through entity total:69.42069.420**Porifera, Inc**

Cluster: 1R&D

Fed Agency: Army

12.910 / A2444 / Army Sub Porifera 2009-00265

Y

566,931

566,931

Pass-through entity total:566.931566.931**Portland State Univ**

Cluster: 1R&D

Fed Agency: National Institutes of Health (NIH)

93.618 / E5157 / Portland State Univ. No. 208BOW117

Y

2,276

2,276

Fed Agency: US Health & Human Services (HHS)

93.000 / E4554 / Portland State Univ 209BOW161

Y

4,723

4,723

Fed Agency: US National Science Foundation (NSF)

47.078 / E5375 / Portland State Univ 208FOU070

Y

109,653

109,653

Pass-through entity total:116.652116.652**Positive Outcomes Inc**

Cluster: 1R&D

Fed Agency: Health Resources and Services Administration (HRSA)

93.000 / E4594 / Pos Outcomes HSH250200646033I

Y

20,631

20,631

93.000 / G6685 / Positive Outcomes HSH240G5808

Y

31,107

31,107

Pass-through entity total:51.73851.738**PPG Industries, Inc**

Cluster: 1R&D

Fed Agency: US Army Corps of Engineers

12.000 / A2158 / Army Sub PPG PO 429523

Y

6,635

6,635

Pass-through entity total:6.6356.635

Pass-Through Entity

Cluster	Fed Agency	CFDA Number / UI Grant Code / Award Title	Major Program	ARRA	Urbana	Chicago	Springfield	All Campuses
<u>Prairie Center Health System</u>								
Cluster: Other Programs								
<i>Fed Agency: US Department of Justice (DOJ)</i>								
		16.unk / A2235 / DOJ Sub PCHS 2010-03981		N	144			144
					<u>144</u>			<u>144</u>
<u>Prairie Gold Inc</u>								
Cluster: Other Programs								
<i>Fed Agency: US Department of Agriculture (USDA)</i>								
		10.unk / A3599 / AG PGI TTA 2008-06331		N	9,598			9,598
					<u>9,598</u>			<u>9,598</u>
<u>Princeton Univ</u>								
Cluster: 1R&D								
<i>Fed Agency: National Institutes of Health (NIH)</i>								
		93.867 / A3453 / PHS SUB PU 00001602		Y	17,137			17,137
<i>Fed Agency: US Department of Defense (DoD)</i>								
		12.800 / E5791 / Princeton University No. 00001441		Y		255,236		255,236
					<u>17,137</u>	<u>255,236</u>		<u>272,373</u>
<u>Public Health Institute of Metropolitan Chicago</u>								
Cluster: Other Programs								
<i>Fed Agency: US Health & Human Services (HHS)</i>								
		93.940 / F9151 / Public Hlth Inst Metro Chicago		N		14,038		14,038
		93.unk / E4408 / Pub Hlth Inst Metro Chicago; Communities Putting		N		9,677		9,677
						<u>23,715</u>		<u>23,715</u>
<u>Pueblo of Jemez Tribe</u>								
Cluster: 1R&D								
<i>Fed Agency: US Environmental Protection Agency (EPA)</i>								
		66.419 / A3083 / CAL EPA 2009-MDN-4-10		Y	8,901			8,901
					<u>8,901</u>			<u>8,901</u>
<u>Purdue University</u>								
Cluster: 1R&D								
<i>Fed Agency: Air Force</i>								
		12.800 / A3608 / AF Sub Purdue 4104-23094		Y	49,000			49,000
<i>Fed Agency: Institute of Museum & Library Services (IMLS)</i>								
		45.307 / A3906 / IMLS PU 4112-21062		Y	72,690			72,690
<i>Fed Agency: National Cancer Institute</i>								

Pass-Through Entity

Cluster			Major Program	ARRA	Urbana	Chicago	Springfield	All Campuses
Fed Agency								
CFDA Number / UI Grant Code / Award Title								
93.701 / A2429 / NIH Sub Purdue 4102-32424 ARRA			Y	Y	188,375			188,375
93.701 / E4713 / Purdue U 4102-31682 ARRA			Y	Y		173,819		173,819
<i>Fed Agency: National Institute of Biomedical Imaging & Bioengineering</i>								
93.286 / A6815 / PHS Sub Purdue 511-1479-01			Y		-23			-23
<i>Fed Agency: National Institutes of Health (NIH)</i>								
93.213 / A3022 / NIH SUB Purdue 4102-28495			Y		54,385			54,385
93.213 / A4448 / NIH SUB Purdue 4102-28495			Y		-7,330			-7,330
93.393 / E6901 / Purdue Univ 511-1665-01			Y			429,727		429,727
<i>Fed Agency: US Department of Agriculture (USDA)</i>								
10.000 / A2346 / AG PU 8000032789-AG			Y		8,352			8,352
10.001 / A3735 / AG PU 8000023441-01			Y		129,967			129,967
10.001 / A4794 / AG PU 596-1124-01			Y		8,226			8,226
10.200 / A2634 / AG Sub PU 8000029133AG			Y		17,749			17,749
<i>Fed Agency: US Department of Energy (DOE)</i>								
81.086 / E6107 / Purdue University 541-0578-01			Y			109,202		109,202
81.113 / A3602 / DOE PU 4105-23184			Y		73,850			73,850
<i>Fed Agency: US Department of Transportation (DOT)</i>								
20.000 / A3785 / DOT PU 4108-21574			Y		331,268			331,268
<i>Fed Agency: US National Science Foundation (NSF)</i>								
47.041 / A2370 / SBC Purdue 4101-33908			Y		75,245			75,245
47.041 / A4213 / SBC Purdue 4101-19916			Y		555,452			555,452
47.041 / A6934 / SBC PU #501-1045-01			Y		11			11
47.049 / E7182 / Purdue University 501-1325-01			Y			26,239		26,239
Cluster: Other Programs								
<i>Fed Agency: Navy</i>								
12.unk / A2737 / Navy Sub Purdue TTA 30265490			N		652			652
<i>Fed Agency: US Department of Agriculture (USDA)</i>								
10.500 / A3242 / AG PU 8000026125-AG			Y		54,316			54,316
<i>Fed Agency: US Department of Commerce</i>								
11.unk / A3407 / COM PU 4112-25369			N		9,425			9,425
<i>Fed Agency: US Department of Energy (DOE)</i>								
81.087 / A3071 / DOE Sub PU 2009-04713 FUA			N		351			351
<i>Fed Agency: US Dept of Commerce NOAA</i>								
11.417 / A5339 / COM Purdue 643-1953-01			N		131,260			131,260
<i>Fed Agency: US National Science Foundation (NSF)</i>								
47.041 / A2485 / SBC Purdue NEES - 4101-31874			N		619,216			619,216

Pass-Through Entity

Cluster	Fed Agency	CFDA Number / UI Grant Code / Award Title	Major Program	ARRA	Urbana	Chicago	Springfield	All Campuses
					<u>2,372,437</u>	<u>738,987</u>		<u>3,111,424</u>
<u>Quantum Applied Science and Research Inc</u>								
Cluster: Other Programs								
<i>Fed Agency: US Department of Homeland Security(USDHS)</i>								
		97.unk / A3670 / DHS QUASAR 4854-UI	N		3,770			3,770
					<u>3,770</u>			<u>3,770</u>
<u>Rand Corporation</u>								
Cluster: 1R&D								
<i>Fed Agency: National Cancer Institute</i>								
		93.000 / E5424 / Rand Corp 9920080112	Y			17,659		17,659
<i>Fed Agency: US National Science Foundation (NSF)</i>								
		47.075 / A6036 / SBC RAND #20050017	Y		-93			-93
					<u>-93</u>	<u>17,659</u>		<u>17,566</u>
<u>Raytheon Company</u>								
Cluster: 1R&D								
<i>Fed Agency: Air Force Office of Scientific Research (AFOSR)</i>								
		12.000 / A5177 / AF Sub Raytheon 2600	Y		-392			-392
<i>Fed Agency: US NASA</i>								
		43.000 / A3197 / NASA RNCS 4400306033	Y		50,916			50,916
					<u>50,524</u>			<u>50,524</u>
<u>Regents of the University of California (Los Angeles)</u>								
Cluster: 1R&D								
<i>Fed Agency: National Institutes of Health (NIH)</i>								
		93.394 / E5222 / Univ of Calif LA 1350 G KC916	Y			223,315		223,315
		93.701 / E4641 / UCLA 1350 G MB609 ARRA	Y	Y		71,180		71,180
		93.838 / E5154 / UCLA 1460 G KB112	Y			53,999		53,999
		93.866 / E7278 / Ucla 1558 G FC283	Y			511		511
						<u>349,005</u>		<u>349,005</u>
<u>Regents of the University of California (San Diego)</u>								
Cluster: 1R&D								
<i>Fed Agency: National Institutes of Health (NIH)</i>								
		93.865 / A3709 / PHS SUB UCSD PO#10280419	Y		12,716			12,716
<i>Fed Agency: US National Science Foundation (NSF)</i>								
		47.050 / A3299 / SBC UCSD 10280643	Y		50,000			50,000
		47.050 / A5759 / SBC UCSD P.O.#10246234	Y		7,393			7,393

Pass-Through Entity

Cluster	Fed Agency	CFDA Number / UI Grant Code / Award Title	Major Program	ARRA	Urbana	Chicago	Springfield	All Campuses
		47.082 / A2279 / SBC RB 2010-03364 ARRA ANTC	Y	Y	94,832			94,832
		<u>Pass-through entity total:</u>			<u>164,941</u>			<u>164,941</u>
<u>Regents of the University of California (San Francisco)</u>								
Cluster: 1R&D								
<i>Fed Agency: US Health & Human Services (HHS)</i>								
		93.849 / E6176 / U of Cali-San Francisco 4511sc	Y			57,662		57,662
		<u>Pass-through entity total:</u>				<u>57,662</u>		<u>57,662</u>
<u>Regents of the University of California (Santa Cruz)</u>								
Cluster: 1R&D								
<i>Fed Agency: Army</i>								
		12.431 / A5700 / Army UC Santa Cruz S0176939	Y		247,592			247,592
<i>Fed Agency: US National Science Foundation (NSF)</i>								
		47.075 / A3469 / SBC UCSC S0182246	Y		131,276			131,276
		<u>Pass-through entity total:</u>			<u>378,868</u>			<u>378,868</u>
<u>Regents of the University of California Berkeley</u>								
Cluster: 1R&D								
<i>Fed Agency: Air Force</i>								
		12.800 / A2403 / AF Sub UCB 00006769 PO 1585126	Y		148,236			148,236
<i>Fed Agency: Air Force Office of Scientific Research (AFOSR)</i>								
		12.800 / A4238 / AF Sub UCB SA5612-11559	Y		23,796			23,796
<i>Fed Agency: Army</i>								
		12.431 / A3525 / Army Sub UCB 00006096 PO1453389	Y		151,529			151,529
		12.431 / A4460 / Army sub UCB SA5711-11687	Y		200,256			200,256
<i>Fed Agency: Army Research Office (ARO)</i>								
		12.431 / A2963 / Army Sub UCB 00006692 PO1571835	Y		878,792			878,792
<i>Fed Agency: Defense Advanced Research Projects Agency (DARPA)</i>								
		12.000 / A5097 / DARPA UCB 20043236	Y		15,199			15,199
<i>Fed Agency: US Department of Defense (DoD)</i>								
		12.114 / C8559 / UCA MARCO 2003-DT-660 PO 838817	Y		249,902			249,902
<i>Fed Agency: US NASA</i>								
		43.000 / A3644 / NASA UCB GS 2008-02771 ANTC	Y		-9,373			-9,373
<i>Fed Agency: US National Science Foundation (NSF)</i>								
		47.074 / A4945 / SBC UCB SA5359-11291	Y		92,919			92,919
		47.074 / A8175 / SBC UCSB SA3375PG NS	Y		-30,357			-30,357
Cluster: Other Programs								
<i>Fed Agency: US Department of Education</i>								

Pass-Through Entity**Cluster****Fed Agency****CFDA Number / UI Grant Code / Award Title****Major
Program****ARRA****Urbana****Chicago****Springfield****All Campuses**

84.unk / E6129 / National Writing Project-07-IL04

N

45,634

45,634

Fed Agency: US Department of Energy (DOE)

81.unk / A2721 / DOE Sub UCB PO 1-0001545425

N

16,540

16,540

Pass-through entity total:1,737,43945,6341,783,073**Regional Office of Education #28**

Cluster: Other Programs

Fed Agency: US Department of Education

84.287 / D7313 / ISBE Leepertown 2010-06282 Antic

N

1,810

1,810

84.287 / D7314 / ISBE De Pue 2010-06284 Antic

N

2,993

2,993

Pass-through entity total:4,8034,803**Regional Office of Education St Clair County**

Cluster: Title I, Part A

Fed Agency: US Department of Education

84.010 / D7554 / ISBE St. Clair Co. ROE 2009-02521

N

27,118

27,118

Pass-through entity total:27,11827,118**Rehabilitation Institute Research Corporation**

Cluster: 1R&D

Fed Agency: National Institute of Child Health & Human Development

93.865 / E4959 / RIRC R24HD050821 - DR. Zev Rymer

Y

75,348

75,348

Fed Agency: National Institutes of Health (NIH)

93.000 / G7378 / Rehab Inst Rsch Corp

Y

-632

-632

93.853 / E4345 / RIRC CC #80922

Y

54,057

54,057

93.853 / E4347 / RIRC CC 80922 - R01NS053606

Y

18,184

18,184

93.853 / E5534 / Rehab Institute 1 R01 NS053606-01A2

Y

9,870

9,870

Fed Agency: US Department of Education

84.000 / E5552 / Rehabilitation Inst CC 03 80932

Y

27,803

27,803

84.000 / E5871 / Rehabilitation Inst Reseach Corp

Y

39,656

39,656

84.133 / E4346 / RIRC CC 80931 - H133E070013

Y

10,607

10,607

84.133 / E4550 / RIRC Hammel 1009 to 0910

Y

19,012

19,012

84.133 / E5195 / RIRC 03-81019

Y

61,011

61,011

84.133 / E6044 / Rehabilitation Inst Research Corp

Y

28,116

28,116

Pass-through entity total:343,032343,032

Pass-Through Entity**Cluster****Fed Agency****CFDA Number / UI Grant Code / Award Title****Major
Program****ARRA****Urbana****Chicago****Springfield****All Campuses**

Rensselaer Polytechnic Institute

Cluster: 1R&D

Fed Agency: US National Science Foundation (NSF)

47.041 / A4698 / SBC RENSSELAER A11739

Y

50,222

50,222

47.049 / A4888 / SBC RENSSELAER A11799

Y

644,368

644,368

Pass-through entity total:694,590694,590**Research Foundation for Mental Hygiene**

Cluster: 1R&D

Fed Agency: National Institutes of Health (NIH)

93.866 / E8149 / R01 AG016381

Y

8,144

8,144

Pass-through entity total:8,1448,144**Research Foundation of SUNY**

Cluster: 1R&D

Fed Agency: Administration for Children and Families (ACF)

93.595 / E4608 / RF SUNY 1083232 15 52163 09 37

Y

63,242

63,242

Fed Agency: National Institutes of Health (NIH)

93.701 / E4617 / SUNY 09-47 ARRA

Y

Y

25,640

25,640

Fed Agency: US Environmental Protection Agency (EPA)

66.000 / A7032 / CAL EPA 2009-NTN1-25

Y

1,674

1,674

Fed Agency: US National Science Foundation (NSF)

47.050 / A2350 / SBC SUNY #43862

Y

129,450

129,450

Pass-through entity total:131,12488,882220,006**Rhode Island Hospital**

Cluster: 1R&D

Fed Agency: National Institutes of Health (NIH)

93.242 / E8113 / Rhode Island 701-7185

Y

119,289

119,289

Pass-through entity total:119,289119,289**Rice Univ**

Cluster: 1R&D

Fed Agency: Army Research Office (ARO)

12.431 / A2789 / Army Sub Rice R16542

Y

170,498

170,498

Fed Agency: Defense Advanced Research Projects Agency (DARPA)

12.431 / A4373 / DARPA Rice U R15834

Y

200,391

200,391

Fed Agency: US National Science Foundation (NSF)

47.070 / A4069 / SBC RICE R3A59 D & F

Y

36,055

36,055">

Pass-Through Entity

Cluster	Fed Agency	CFDA Number / UI Grant Code / Award Title	Major Program	ARRA	Urbana	Chicago	Springfield	All Campuses
			<u>Pass-through entity total:</u>		<u>406,944</u>			<u>406,944</u>
<u>Rolling Hills Research Corporation</u>								
Cluster: 1R&D								
<i>Fed Agency: US NASA</i>								
		43.000 / A3146 / NASA Sub RHRC 09-DFRC-STTR-03		Y	29,760			29,760
			<u>Pass-through entity total:</u>		<u>29,760</u>			<u>29,760</u>
<u>Rosalind Franklin University of Medicine and Science</u>								
Cluster: 1R&D								
<i>Fed Agency: National Institute of Mental Health</i>								
		93.242 / E4980 / Rosalind Franklin University		Y		9,334		9,334
			<u>Pass-through entity total:</u>			<u>9,334</u>		<u>9,334</u>
<u>RTI International</u>								
Cluster: 1R&D								
<i>Fed Agency: US Environmental Protection Agency (EPA)</i>								
		66.000 / A3249 / EPA Sub RTI 3-312-0210826		Y	3,382			3,382
			<u>Pass-through entity total:</u>		<u>3,382</u>			<u>3,382</u>
<u>Rush University Medical Center</u>								
Cluster: 1R&D								
<i>Fed Agency: Army</i>								
		12.420 / A3184 / Army Sub Rush W81XWH-08-1-0203		Y	2,544			2,544
<i>Fed Agency: National Institute of Allergy & Infectious Diseases</i>								
		93.855 / E4520 / Rush Univ 1P01AI082971-01		Y		100,974		100,974
		93.855 / E4911 / Rush U Med Center 1P30 AI082151-01		Y		206,349		206,349
<i>Fed Agency: National Institutes of Health (NIH)</i>								
		93.000 / E4886 / Rush Presbyterian		Y		216,185		216,185
		93.226 / E6017 / Rush Univ Medical Center		Y		46,660		46,660
		93.361 / E4616 / Rush Subaward No 2R01NROO4134 09A2		Y		20,182		20,182
			<u>Pass-through entity total:</u>		<u>2,544</u>	<u>590,350</u>		<u>592,894</u>
<u>Rutgers Univ</u>								
Cluster: 1R&D								
<i>Fed Agency: Air Force Office of Scientific Research (AFOSR)</i>								
		12.800 / A2150 / AF Sub Rutgers 2009-05955 ANTC		Y	7,169			7,169
<i>Fed Agency: National Institutes of Health (NIH)</i>								
		93.242 / E4546 / Rutgers U PO S1299015 Org 10589		Y		56,002		56,002
		93.272 / E5175 / Rutgers PO-S1122306		Y		4,957		4,957

Pass-Through Entity**Cluster****Fed Agency****CFDA Number / UI Grant Code / Award Title****Major
Program****ARRA****Urbana****Chicago****Springfield****All Campuses**

Fed Agency: US Department of Agriculture (USDA)

10.206 / A3904 / AG RU 00003523 PO S1108450

Y

-1,743

-1,743

Fed Agency: US Department of Homeland Security(USDHS)

97.061 / A2369 / DHS Rutgers 3800 4-31244 10199

Y

569,179

569,179

Fed Agency: US Health & Human Services (HHS)

93.989 / A6417 / PHS Sub Rutgers 1716

Y

-457

-457

Pass-through entity total:**574,148****60,959****635,107****SA Photonics**

Cluster: 1R&D

Fed Agency: Navy

12.000 / A3621 / Navy Sub SAP 7039-UI0807

Y

-598

-598

Pass-through entity total:**-598****-598****Sandia National Lab**

Cluster: 1R&D

Fed Agency: Sandia National Lab

81.000 / A2084 / DOE SNL 1017249

Y

14,722

14,722

81.000 / A2116 / DOE SNL 1018532

Y

10,110

10,110

81.000 / A2299 / DOE SNL 995433

Y

70,297

70,297

81.000 / A2303 / DOE SNL 987702

Y

4,353

4,353

81.000 / A2358 / DOE SNL 972752

Y

48,761

48,761

81.000 / A2386 / DOE SNL 977219

Y

10,000

10,000

81.000 / A2652 / DOE SNL 947300

Y

53,400

53,400

81.000 / A2897 / DOE SNL 931154

Y

35,117

35,117

81.000 / A3129 / DOE SNL 893804

Y

93,543

93,543

81.000 / A3209 / DOE SNL 882095

Y

-304

-304

81.000 / A3304 / DOE SNL 864521

Y

1,056

1,056

81.000 / A3862 / DOE SNL 776788

Y

7,638

7,638

81.000 / A4274 / DOE SNL 713280

Y

2,039

2,039

81.000 / A4459 / DOE SNL 692311

Y

-408

-408

81.000 / A4465 / DOE SNL 691728

Y

-2,864

-2,864

81.000 / A4517 / DOE SNL 689385

Y

63,190

63,190

81.000 / A4606 / DOE SNL PECASE 728331

Y

78,063

78,063

81.000 / A5907 / DOE SNL 388106

Y

-1,326

-1,326

81.000 / A6440 / DOE SNL 269420

Y

-1,525

-1,525

Cluster: Other Programs

Fed Agency: Sandia National Lab

Pass-Through Entity**Cluster****Fed Agency****CFDA Number / UI Grant Code / Award Title****Major
Program****ARRA****Urbana****Chicago****Springfield****All Campuses**

81.unk / A3379 / DOE SNL 857942 FLLW
81.unk / A4227 / DOE SNL 752262 FLLW
81.unk / A5978 / DOE SNL Fellowship PO# 75018

N
N
N

26,235
23,087
-1,088

26,235
23,087
-1,088

Pass-through entity total:

534,096

534,096

Santa Fe Institute

Cluster: 1R&D

Fed Agency: US National Science Foundation (NSF)

47.074 / A5334 / SBC SF-0526747 NSF

Y

172,393

172,393

Pass-through entity total:

172,393

172,393

Schillinger Seed

Cluster: 1R&D

Fed Agency: US Department of Agriculture (USDA)

10.212 / A2842 / AG Sub Shillinger

Y

26,666

26,666

Pass-through entity total:

26,666

26,666

Science Applications International Corporation (SAIC)

Cluster: 1R&D

Fed Agency: Air Force

12.000 / A3005 / AF Sub SAIC 4400165409

Y

178,850

178,850

Fed Agency: Defense Advanced Research Projects Agency (DARPA)

12.000 / A2960 / DARPA Sub SAIC 4400162820

Y

118,588

118,588

Pass-through entity total:

297,438

297,438

Science Museum of Minnesota

Cluster: 1R&D

Fed Agency: US National Science Foundation (NSF)

47.076 / E4993 / SMM - NSF #06520 ISE

Y

89,039

89,039

47.076 / G6089 / Science Museum of Minnesota

Y

-2,671

-2,671

Pass-through entity total:

86,368

86,368

Semprius Incorporated

Cluster: 1R&D

Fed Agency: Air Force

12.800 / A3686 / AF Sub Semprius 2008-03941

Y

33,084

33,084

Pass-through entity total:

33,084

33,084

Pass-Through Entity

Cluster	Fed Agency	CFDA Number / UI Grant Code / Award Title	Major Program	ARRA	Urbana	Chicago	Springfield	All Campuses
<u>Sha & Associates</u>								
Cluster: 1R&D								
<i>Fed Agency: US Department of Energy (DOE)</i>								
		81.000 / E5186 / Sha and Associates Inc		Y		550		550
						<u>550</u>		<u>550</u>
<u>Simbex LLC</u>								
Cluster: 1R&D								
<i>Fed Agency: National Institutes of Health (NIH)</i>								
		93.000 / E5068 / Simbex LLC R44 AG023407		Y		33,308		33,308
						<u>33,308</u>		<u>33,308</u>
<u>Smartronix Inc</u>								
Cluster: 1R&D								
<i>Fed Agency: Navy</i>								
		12.300 / A5414 / Navy Smartronix SMX-05-2016-IL		Y	32,333			32,333
					<u>32,333</u>			<u>32,333</u>
<u>Smithsonian Astrophysical Observatory</u>								
Cluster: 1R&D								
<i>Fed Agency: US NASA</i>								
		43.000 / A3113 / NASA SAO AR9-0009A		Y	73,526			73,526
		43.000 / A3125 / NASA SAO G09-0114B		Y	15,037			15,037
		43.000 / A3774 / NASA SAO GO8-9026X		Y	21,893			21,893
					<u>110,456</u>			<u>110,456</u>
<u>Society of General Internal Medicine</u>								
Cluster: 1R&D								
<i>Fed Agency: Centers for Disease Control and Prevention (CDC)</i>								
		93.000 / E5720 / Society of General Internal Medicin		Y		20,801		20,801
						<u>20,801</u>		<u>20,801</u>
<u>South Dakota Department of Education</u>								
Cluster: Other Programs								
<i>Fed Agency: US Department of Education</i>								
		84.373 / A2222 / DE Sub SDDE 2010C-732		N	6,739			6,739
					<u>6,739</u>			<u>6,739</u>

Pass-Through Entity

Cluster	Fed Agency	CFDA Number / UI Grant Code / Award Title	Major Program	ARRA	Urbana	Chicago	Springfield	All Campuses
<u>South Dakota State University</u>								
Cluster: 1R&D								
<i>Fed Agency: US Department of Energy (DOE)</i>								
		81.079 / A3436 / DOE SDSU 3TA152	Y		187,247			187,247
		81.079 / A3438 / DOE SDSU 3TA147	Y		56,830			56,830
					<u>244,077</u>			<u>244,077</u>
<u>Southern Appalachian Fund, L.P.</u>								
Cluster: Other Programs								
<i>Fed Agency: US Small Business Administration</i>								
		59.051 / B9090 / SAF PDI TTA 2009-06452 SBA	N		2,745			2,745
					<u>2,745</u>			<u>2,745</u>
<u>Southern Illinois University Carbondale (SIU)</u>								
Cluster: Other Programs								
<i>Fed Agency: US National Science Foundation (NSF)</i>								
		47.041 / A3010 / SBC SIU FUA 2009-04715	N		1,491			1,491
					<u>1,491</u>			<u>1,491</u>
<u>Southern Illinois University School of Medicine Springfield</u>								
Cluster: 1R&D								
<i>Fed Agency: National Cancer Institute</i>								
		93.394 / A2896 / NIH SUB SIU 520321	Y		149,302			149,302
<i>Fed Agency: National Institutes of Health (NIH)</i>								
		93.173 / A3562 / PHS SUB SIU RFA-DC-08-002	Y		25,113			25,113
					<u>174,415</u>			<u>174,415</u>
<u>Southern Research Institute</u>								
Cluster: 1R&D								
<i>Fed Agency: National Institute of Allergy & Infectious Diseases</i>								
		93.000 / E4934 / Sthrn Rsrch Inst S09 004	Y			133,363		133,363
<i>Fed Agency: National Institutes of Health (NIH)</i>								
		93.701 / E4529 / Southern Research Inst S09-009 ARRA	Y	Y		31,929		31,929
						<u>165,292</u>		<u>165,292</u>
<u>Space Telescope Science Institute</u>								
Cluster: 1R&D								
<i>Fed Agency: US NASA</i>								
		43.000 / A3124 / NASA HST GO-11547.01-A	Y		1,110			1,110
		43.000 / J9442 / 703 STSI Eta Carinae 2009 Event	Y				6,916	6,916

Pass-Through Entity

Cluster	Fed Agency	CFDA Number / UI Grant Code / Award Title	Major Program	ARRA	Urbana	Chicago	Springfield	All Campuses
Cluster: Other Programs								
<i>Fed Agency: US NASA</i>								
43.unk / A4044 / NASA HST-ED-90307.02-A								
			N		1,404			1,404
			<u>Pass-through entity total:</u>		<u>2,514</u>		<u>6,916</u>	<u>9,430</u>
<u>Special Olympics International</u>								
Cluster: 1R&D								
<i>Fed Agency: Centers for Disease Control and Prevention (CDC)</i>								
93.184 / A3166 / PHS CDC SUB SOI 2009-03382								
			Y		1,830			1,830
			<u>Pass-through entity total:</u>		<u>1,830</u>			<u>1,830</u>
<u>SRI International</u>								
Cluster: 1R&D								
<i>Fed Agency: Air Force</i>								
12.000 / A2898 / AF Sub SRI 27-001337								
			Y		322,128			322,128
<i>Fed Agency: Defense Advanced Research Projects Agency (DARPA)</i>								
12.000 / A4423 / DARPA SRI 27-001253B Release 2								
			Y		255,632			255,632
<i>Fed Agency: US Department of Homeland Security(USDHS)</i>								
97.000 / A2298 / DHS Sub SRI 69-000521								
			Y		21,400			21,400
			<u>Pass-through entity total:</u>		<u>599,160</u>			<u>599,160</u>
<u>St Louis University</u>								
Cluster: 1R&D								
<i>Fed Agency: National Institute of Allergy & Infectious Diseases</i>								
93.000 / E7700 / St Louis U 208141-039								
			Y			10,143		10,143
			<u>Pass-through entity total:</u>			<u>10,143</u>		<u>10,143</u>
<u>Stanford University</u>								
Cluster: 1R&D								
<i>Fed Agency: Army</i>								
12.630 / A4669 / Army Sub Stanford 18882430-37362-B								
			Y		230,180			230,180
<i>Fed Agency: National Institutes of Health (NIH)</i>								
93.867 / A2556 / NIH SUB DB 2010-01466 ANTC								
			Y		174,659			174,659
<i>Fed Agency: US NASA</i>								
43.000 / A4476 / NASA STF 19376500-37447-A								
			Y		30,812			30,812
43.000 / A4477 / NASA Stanford 19996790-37431-A								
			Y		72,914			72,914
<i>Fed Agency: US National Science Foundation (NSF)</i>								
47.041 / A5391 / SBC Stanford 16045120-35022A								
			Y		70,321			70,321
			<u>Pass-through entity total:</u>		<u>578,886</u>			<u>578,886</u>

Pass-Through Entity

Cluster	Fed Agency	CFDA Number / UI Grant Code / Award Title	Major Program	ARRA	Urbana	Chicago	Springfield	All Campuses
<u>State of Arizona</u>								
Cluster: Other Programs								
<i>Fed Agency: United States Agency for International Development (AID)</i>								
		98.unk / A8633 / AID AZ Y772861	N		54,540			54,540
<i>Fed Agency: US National Science Foundation (NSF)</i>								
		47.076 / E7206 / University Of Arizona Y410676	N			194,329		194,329
					<u>54,540</u>	<u>194,329</u>		<u>248,869</u>
<u>State of Maine</u>								
Cluster: 1R&D								
<i>Fed Agency: US Environmental Protection Agency (EPA)</i>								
		66.000 / A8735 / CAL EPA 2009-MDN2-40	Y		25,336			25,336
		66.000 / A8736 / CAL EPA 2009-NTN1-44	Y		13,916			13,916
Cluster: Other Programs								
<i>Fed Agency: US Environmental Protection Agency (EPA)</i>								
		66.605 / A2182 / CAL EPA 2010-MDN-2-40	N		13,416			13,416
		66.605 / A2207 / CAL EPA 2010-NTN1-44	N		9,428			9,428
					<u>62,096</u>			<u>62,096</u>
<u>State of Michigan</u>								
Cluster: 1R&D								
<i>Fed Agency: US Environmental Protection Agency (EPA)</i>								
		66.000 / E5350 / MI Dept Env Qual PO 761P8200250	Y			6,096		6,096
						<u>6,096</u>		<u>6,096</u>
<u>State of Ohio</u>								
Cluster: Other Programs								
<i>Fed Agency: US Department of Energy (DOE)</i>								
		81.unk / E4388 / Ohio Dept of Development 09-23	N			5,985		5,985
						<u>5,985</u>		<u>5,985</u>
<u>State of Utah</u>								
Cluster: 1R&D								
<i>Fed Agency: US Bureau of Reclamation</i>								
		15.000 / A3899 / INT Sub State of UT 081865	Y		6,265			6,265
					<u>6,265</u>			<u>6,265</u>

Pass-Through Entity

Cluster	Fed Agency	CFDA Number / UI Grant Code / Award Title	Major Program	ARRA	Urbana	Chicago	Springfield	All Campuses
<u>State University of New York(SUNY)</u>								
Cluster: 1R&D								
<i>Fed Agency: US National Science Foundation (NSF)</i>								
47.050 / A4114 / SBC SUNY #43862								
			Y		58,329			58,329
			<u>Pass-through entity total:</u>		<u>58,329</u>			<u>58,329</u>
<u>Synthecon Inc</u>								
Cluster: 1R&D								
<i>Fed Agency: National Institute of Diabetes & Digestive & Kidney Diseases</i>								
93.847 / E5549 / Synthecon Inc								
			Y			189,531		189,531
			<u>Pass-through entity total:</u>			<u>189,531</u>		<u>189,531</u>
<u>Syracuse University</u>								
Cluster: 1R&D								
<i>Fed Agency: Institute of Museum & Library Services (IMLS)</i>								
45.313 / A4649 / IMLS SU 21705-01343-S01								
			Y		27,507			27,507
<i>Fed Agency: US Department of Education</i>								
84.133 / A5161 / DE Sub Syracuse 21625-01300 S03								
			Y		133,820			133,820
			<u>Pass-through entity total:</u>		<u>161,327</u>			<u>161,327</u>
<u>Teachers College</u>								
Cluster: 1R&D								
<i>Fed Agency: National Institutes of Health (NIH)</i>								
93.865 / A5364 / PHS Sub OSP 512138								
			Y		83,212			83,212
			<u>Pass-through entity total:</u>		<u>83,212</u>			<u>83,212</u>
<u>Tennessee Department of Children's Services</u>								
Cluster: Other Programs								
<i>Fed Agency: US Health & Human Services (HHS)</i>								
93.unk / B9294 / Tenn DCS GR0618491								
			N		60,366			60,366
			<u>Pass-through entity total:</u>		<u>60,366</u>			<u>60,366</u>
<u>Texas A&M Research Foundation</u>								
Cluster: 1R&D								
<i>Fed Agency: National Institute of General Medical Sciences</i>								
93.859 / A2564 / NIH SUB TAMU S090077								
			Y		1,001			1,001
<i>Fed Agency: National Institutes of Health (NIH)</i>								
93.279 / E4637 / Texas AM Rsch Fdtn S090083								
			Y			106,920		106,920
			<u>Pass-through entity total:</u>		<u>1,001</u>	<u>106,920</u>		<u>107,921</u>

Pass-Through Entity

Cluster	Fed Agency	CFDA Number / UI Grant Code / Award Title	Major Program	ARRA	Urbana	Chicago	Springfield	All Campuses
<u>Texas A&M University</u>								
Cluster: 1R&D								
<i>Fed Agency: Air Force Office of Scientific Research (AFOSR)</i>								
		12.800 / A2716 / AF Sub TEES A7752	Y		125,250			125,250
		12.800 / A6486 / AF TAMU 21744	Y		806			806
<i>Fed Agency: US Department of Agriculture (USDA)</i>								
		10.206 / A2510 / AG Sub Texas A&M S090086	Y		21,836			21,836
		10.310 / A2237 / AG Sub TXA&M 570625	Y		6,035			6,035
<i>Fed Agency: US Department of Energy (DOE)</i>								
		81.121 / E5728 / Texas A and M University A0312	Y			164,842		164,842
<i>Fed Agency: US National Science Foundation (NSF)</i>								
		47.070 / A3841 / SBC TEES 32525-39781 AE	Y		801			801
Cluster: Other Programs								
<i>Fed Agency: US Department of Agriculture (USDA)</i>								
		10.001 / A4333 / CAL AG 2008-NTN1-68 TX43	N		4,836			4,836
		Pass-through entity total:			159,564	164,842		324,406
<u>Texas Tech University</u>								
Cluster: 1R&D								
<i>Fed Agency: Office of Naval Research (ONR)</i>								
		12.300 / A4786 / Navy Sub TTU 21C017-01	Y		26,500			26,500
		Pass-through entity total:			26,500			26,500
<u>The Agricultural Research Organization of Israel</u>								
Cluster: 1R&D								
<i>Fed Agency: United States Agency for International Development (AID)</i>								
		98.000 / E4380 / BARD FG 9504 09	Y			1,959		1,959
		Pass-through entity total:				1,959		1,959
<u>The Knopf Company</u>								
Cluster: Other Programs								
<i>Fed Agency: Substance Abuse & Mental Health Services Admin (SAMHSA)</i>								
		93.959 / E4446 / The Knopf Company	N			21,765		21,765
		Pass-through entity total:				21,765		21,765
<u>The National Great Rivers Research and Education Center</u>								
Cluster: 1R&D								
<i>Fed Agency: US Department of Education</i>								
		84.000 / A6803 / DE Sub NGRREC Rolfe	Y		53,218			53,218

Pass-Through Entity

Cluster	Fed Agency	CFDA Number / UI Grant Code / Award Title	Major Program	ARRA	Urbana	Chicago	Springfield	All Campuses
					<u>53,218</u>			<u>53,218</u>
<u>The Night Ministry</u>								
Cluster: 1R&D								
<i>Fed Agency: US Health & Human Services (HHS)</i>								
		93.000 / G6525 / The Night Ministry	Y			20,646		20,646
						<u>20,646</u>		<u>20,646</u>
<u>The Partnership for a Connected Illinois, Inc.</u>								
Cluster: Other Programs								
<i>Fed Agency: US Small Business Administration</i>								
		59.unk / D7351 / IDCEO PCI 2010-04017	N		8,555			8,555
					<u>8,555</u>			<u>8,555</u>
<u>The Population Council</u>								
Cluster: 1R&D								
<i>Fed Agency: National Institutes of Health (NIH)</i>								
		93.865 / A3757 / PHS SUB PC 4861-4863-4865	Y		254,724			254,724
					<u>254,724</u>			<u>254,724</u>
<u>The University of Tennessee Space Institute</u>								
Cluster: Other Programs								
<i>Fed Agency: National Institutes of Health (NIH)</i>								
		93.unk / A2135 / NIH SUB FUA UTSI 2010-03439	N		902			902
					<u>902</u>			<u>902</u>
<u>The Wetlands Initiative</u>								
Cluster: 1R&D								
<i>Fed Agency: US Environmental Protection Agency (EPA)</i>								
		66.439 / A2289 / EPA TWI EPA-OW-OWOW-08-04	Y		9,905			9,905
					<u>9,905</u>			<u>9,905</u>
<u>Triqunt Semiconductor</u>								
Cluster: 1R&D								
<i>Fed Agency: Defense Advanced Research Projects Agency (DARPA)</i>								
		12.000 / A2457 / DARPA TriQuint PO 5073525	Y		52,912			52,912
					<u>52,912</u>			<u>52,912</u>

Pass-Through Entity

Cluster	Fed Agency	CFDA Number / UI Grant Code / Award Title	Major Program	ARRA	Urbana	Chicago	Springfield	All Campuses
<u>Trius Therapeutics</u>								
Cluster: 1R&D								
<i>Fed Agency: US Department of Defense (DoD)</i>								
12.420 / E4413 / Trius Therapeutics								
			Y			33,484		33,484
			<u>Pass-through entity total:</u>			<u>33,484</u>		<u>33,484</u>
<u>Tufts University</u>								
Cluster: 1R&D								
<i>Fed Agency: Defense Advanced Research Projects Agency (DARPA)</i>								
12.431 / A3065 / Army Sub Tufts ARM168								
			Y		468,999			468,999
<i>Fed Agency: US Health & Human Services (HHS)</i>								
93.846 / E5590 / Tufts Univ HS2209								
			Y			211,482		211,482
			<u>Pass-through entity total:</u>			<u>468,999</u>	<u>211,482</u>	<u>680,481</u>
<u>U.S. Livestock Genetics Export, Inc.</u>								
Cluster: 1R&D								
<i>Fed Agency: US Department of Agriculture (USDA)</i>								
10.000 / A2495 / AG Sub USLGE 2009-06								
			Y		10,934			10,934
			<u>Pass-through entity total:</u>			<u>10,934</u>		<u>10,934</u>
<u>UC Davis Center for Produce Safety</u>								
Cluster: 1R&D								
<i>Fed Agency: USDA Agricultural Research Service (ARS)</i>								
10.000 / A2618 / AG HF 2009-03194 ANTC								
			Y		26,123			26,123
			<u>Pass-through entity total:</u>			<u>26,123</u>		<u>26,123</u>
<u>UES Inc</u>								
Cluster: 1R&D								
<i>Fed Agency: US National Science Foundation (NSF)</i>								
47.041 / A3340 / SBC UES S-856-000-001								
			Y		28,770			28,770
47.041 / A4415 / SBC UES #P813-000-001								
			Y		-606			-606
			<u>Pass-through entity total:</u>			<u>28,164</u>		<u>28,164</u>
<u>United Egg Producers</u>								
Cluster: 1R&D								
<i>Fed Agency: US Department of Agriculture (USDA)</i>								
10.912 / A3284 / AG Sub NRCS 69-3A75-7-91								
			Y		4,174			4,174
			<u>Pass-through entity total:</u>			<u>4,174</u>		<u>4,174</u>

Pass-Through Entity**Cluster****Fed Agency****CFDA Number / UI Grant Code / Award Title****Major
Program****ARRA****Urbana****Chicago****Springfield****All Campuses**

United Tribes Technical College

Cluster: 1R&D

Fed Agency: US Department of Agriculture (USDA)

10.227 / A2983 / AG Sub UTTC 2008-38424-19100

Y

22,331

22,331

Pass-through entity total:22,33122,331**Univ of Texas Hlth Science Ctr @ SA**

Cluster: 1R&D

Fed Agency: National Institutes of Health (NIH)

93.701 / E4523 / Univ of Texas at SA 129845/38 ARRA

Y

Y

32,240

32,240

Pass-through entity total:32,24032,240**Universal Technical Resource Services, Inc.**

Cluster: 1R&D

Fed Agency: Army

12.000 / A2472 / Army UTRS CR1766-02 09-292

Y

85,082

85,082

Pass-through entity total:85,08285,082**Universal Technology Corporation**

Cluster: 1R&D

Fed Agency: Air Force

12.800 / A3540 / AF Sub UTC 08-S587-032-01-C1

Y

30,160

30,160

Pass-through entity total:30,16030,160**Universities Space Research Association (USRA)**

Cluster: 1R&D

Fed Agency: US NASA

43.000 / E5556 / Univ Space Res Ass 2145-03

Y

6,437

6,437

Pass-through entity total:6,4376,437**University of Alaska - Fairbanks**

Cluster: 1R&D

Fed Agency: US Department of Agriculture (USDA)

10.200 / A4536 / AG UAF 07-0078 PO FP703719

Y

5,490

5,490

Cluster: Other Programs

Fed Agency: High Performance Computing Modernization Program

12.unk / A2190 / HPCMP Sub UAF 2010-02127 FUA

N

25,936

25,936

Pass-through entity total:31,42631,426

Pass-Through Entity

Cluster	Fed Agency	CFDA Number / UI Grant Code / Award Title	Major Program	ARRA	Urbana	Chicago	Springfield	All Campuses
<u>University of Arizona</u>								
Cluster: 1R&D								
<i>Fed Agency: National Institute of Nursing Research</i>								
		93.361 / A3149 / NIH SUB UA Y502636	Y		23,207			23,207
Cluster: Other Programs								
<i>Fed Agency: US Department of Agriculture (USDA)</i>								
		10.500 / A2145 / AG RH 2010-03321 ANTC	Y		469			469
					<u>Pass-through entity total:</u>	<u>23,676</u>		<u>23,676</u>
<u>University of Arkansas</u>								
Cluster: 1R&D								
<i>Fed Agency: National Institutes of Health (NIH)</i>								
		93.393 / E6718 / U of Arkansas Aria 31645 14572	Y			41,365		41,365
					<u>Pass-through entity total:</u>	<u>41,365</u>		<u>41,365</u>
<u>University of California - Davis</u>								
Cluster: 1R&D								
<i>Fed Agency: National Institutes of Health (NIH)</i>								
		93.853 / E6474 / U Of Calif 11-981566-UI	Y			39,398		39,398
<i>Fed Agency: US Department of Energy (DOE)</i>								
		81.049 / A5087 / DOE UCD SUB 0600182	Y		31,426			31,426
		81.112 / E4612 / Univ of California 08-003689-01	Y			21,105		21,105
<i>Fed Agency: USDA Coop State Rsrch Educ & Ext Serv (CSREES)</i>								
		10.200 / A2396 / AG UCD 200911201-ILLI1	Y		4,709			4,709
					<u>Pass-through entity total:</u>	<u>36,135</u>	<u>60,503</u>	<u>96,638</u>
<u>University of California - Irvine</u>								
Cluster: 1R&D								
<i>Fed Agency: National Cancer Institute</i>								
		93.000 / E6174 / U Of California Irvine 2005-1618	Y			-4,054		-4,054
					<u>Pass-through entity total:</u>	<u>-4,054</u>		<u>-4,054</u>
<u>University of California - Santa Barbara</u>								
Cluster: 1R&D								
<i>Fed Agency: US National Science Foundation (NSF)</i>								
		47.070 / A6057 / SBC UCSB-KK5135	Y		18,144			18,144
Cluster: Other Programs								
<i>Fed Agency: US National Science Foundation (NSF)</i>								
		47.041 / A3289 / SBC UCSB KK9121	N		104,286			104,286

Pass-Through Entity

Cluster	Fed Agency	CFDA Number / UI Grant Code / Award Title	Major Program	ARRA	Urbana	Chicago	Springfield	All Campuses
			<u>Pass-through entity total:</u>		<u>122,430</u>			<u>122,430</u>
University of California @ Riverside								
Cluster: 1R&D								
<i>Fed Agency: US Department of Agriculture (USDA)</i>								
10.025 / A2447 / AG Sub UCA Riverside S000376			Y		14,358			14,358
			<u>Pass-through entity total:</u>		<u>14,358</u>			<u>14,358</u>
University of Central Florida								
Cluster: 1R&D								
<i>Fed Agency: US Department of Energy (DOE)</i>								
81.000 / A4953 / DOE UCF 177097 Acct:20126036			Y		134,645			134,645
			<u>Pass-through entity total:</u>		<u>134,645</u>			<u>134,645</u>
University of Chicago								
Cluster: 1R&D								
<i>Fed Agency: Agency for Healthcare Research and Quality (AHRQ)</i>								
93.226 / E5355 / University of Chicago 35712 2			Y			33,551		33,551
93.226 / E5356 / UofC 35712 1			Y			85,128		85,128
<i>Fed Agency: Centers for Disease Control and Prevention (CDC)</i>								
93.000 / E4372 / U of Chicago			Y			20,226		20,226
93.136 / E4364 / U of Chicago			Y			44,187		44,187
93.848 / E7133 / UC 29294 Dr. Meltzer - Medicine			Y			50		50
<i>Fed Agency: National Institute of Allergy & Infectious Diseases</i>								
93.000 / A5990 / PHS Sub TRACS ID 27248			Y		15,423			15,423
93.855 / A2179 / NIH SUB UC 39778-5-30974			Y		64,690			64,690
93.855 / A3048 / NIH SUB UC 39778-5-30988			Y		222,069			222,069
<i>Fed Agency: National Institute of General Medical Sciences</i>								
93.701 / A2534 / NIH Sub U Chicago 37933 ARRA			Y	Y	13,025			13,025
93.859 / E5159 / University of Chicago #38083			Y			224,526		224,526
93.859 / E5533 / UC 35487 Dr. Raphael Lee			Y			27,184		27,184
<i>Fed Agency: National Institutes of Health (NIH)</i>								
93.000 / A3352 / PHS Sub UC HHSN266200400042C			Y		34,319			34,319
93.113 / E4415 / Univ. of Chicago Sub Award 43400			Y			18,946		18,946
93.173 / A4199 / PHS SUB U OF CHICAGO 32859			Y		13,670			13,670
93.173 / E4882 / U Chicago 40092-A			Y			172,249		172,249
93.173 / E7913 / U Of Chic 24510			Y			2,269		2,269
93.242 / E4679 / U Of Chicago DOM 38005 A			Y			35,013		35,013
93.279 / E6467 / U of Chicago TRACS-29375			Y			55,183		55,183

Pass-Through Entity

Cluster			Major Program	ARRA	Urbana	Chicago	Springfield	All Campuses
Fed Agency								
CFDA Number / UI Grant Code / Award Title								
93.396	/	A2848 / NIH SUB UC 39162	Y		14,023			14,023
93.396	/	A3280 / NIH SUB UC 36984 2	Y		311,194			311,194
93.396	/	A5001 / PHS Sub UC 31042	Y		7,052			7,052
93.701	/	E4573 / U of C ARRA 42989 C	Y	Y		153,230		153,230
93.701	/	E4632 / Univ of Chgo 35726 C ARRA	Y	Y		21,235		21,235
93.701	/	E4674 / U of C 41863 ARRA	Y	Y		71,783		71,783
93.701	/	E4785 / U of Chicago 42257 ARRA	Y	Y		61,088		61,088
93.849	/	E6237 / Univ of Chicago TRACS 30004	Y			144,354		144,354
93.853	/	E4450 / Univ of Chicago 43455	Y			770		770
93.856	/	E5088 / Univ Chi 39992 A	Y			208,512		208,512
93.859	/	E5122 / Univ of Chicago 38618-02	Y			457,406		457,406
93.859	/	E6758 / U Of C 29640 Dr. M. Ratain	Y			36,640		36,640
<i>Fed Agency: US Department of Agriculture (USDA)</i>								
10.206	/	A5040 / AG UOC 31657-A	Y		2,299			2,299
10.250	/	E5294 / Univ of Chicago 35843F	Y			21,932		21,932
<i>Fed Agency: US Department of Energy (DOE)</i>								
81.049	/	A2425 / DOE Sub UC 42692	Y		7,548			7,548
<i>Fed Agency: US Health & Human Services (HHS)</i>								
93.701	/	E4614 / U of C 3S726 B ARRA	Y	Y		16,061		16,061
93.853	/	E6765 / Univ of Chicago TRACS 28964	Y			-9,356		-9,356
<i>Fed Agency: US National Science Foundation (NSF)</i>								
47.070	/	A5752 / SBC CHICAGO 30085-I	Y		2,486,536			2,486,536
47.078	/	A3943 / SBC UCHI 34252 E	Y		60,556			60,556
47.080	/	A2948 / SBC Univ of Chicago 41994-D	Y		2,177,432			2,177,432
47.080	/	A3976 / SBC UCHI 37130 C	Y		324,444			324,444
Cluster: Other Programs								
<i>Fed Agency: National Cancer Institute</i>								
93.395	/	E4917 / Univ. of Chicago 5-31031-8605	N			55,487		55,487
93.395	/	E7439 / U Of Chgo U10ca31946	N			-23		-23
			Pass-through entity total:		5,754,280	1,957,631		7,711,911
University of Cincinnati								
Cluster: 1R&D								
<i>Fed Agency: National Institutes of Health (NIH)</i>								
93.837	/	E5632 / UC PO L09-4500039350	Y			79,623		79,623
93.867	/	A3928 / PHS SUB Cincinnati 005006-1005985	Y		74,097			74,097
<i>Fed Agency: US National Science Foundation (NSF)</i>								

Pass-Through Entity

Cluster		Major Program	ARRA	Urbana	Chicago	Springfield	All Campuses
Fed Agency							
CFDA Number / UI Grant Code / Award Title							
47.041 / A4585 / SBC UC SRS#25571 SAP#1004711		Y		14,366			14,366
Cluster: Other Programs							
<i>Fed Agency: National Institute of Environmental & Health Sciences</i>							
93.701 / A2307 / NIH SUB UC 006476 ARRA		N	Y	62,926			62,926
<i>Fed Agency: National Institutes of Health (NIH)</i>							
93.142 / A3021 / NIH SUB UC 003525		N		112,229			112,229
93.142 / A3560 / PHS SUB UC #001166/1005526-Year 4		N		13,215			13,215
Pass-through entity total:				<u>276,833</u>	<u>79,623</u>		<u>356,456</u>
University of Colorado							
Cluster: 1R&D							
<i>Fed Agency: Army</i>							
12.630 / A3600 / Army Sub UCB 154-3568 68816		Y		40,278			40,278
<i>Fed Agency: National Institute of Allergy & Infectious Diseases</i>							
93.855 / E5292 / UCD FY09 491 003 Amd 1 UIC Yr2		Y			106,760		106,760
<i>Fed Agency: National Institute of Mental Health</i>							
93.242 / A2828 / NIH SUB UCB 154-5705		Y		193,587			193,587
93.242 / A3738 / PHS SUB UCB 154-4626		Y		-47,249			-47,249
<i>Fed Agency: National Institutes of Health (NIH)</i>							
93.000 / A2380 / NIH SUB WH 2010-03131 ANTC		Y		77,007			77,007
93.837 / E6152 / FY08.356.001_UIC UCDHSC		Y			-42,266		-42,266
<i>Fed Agency: US Department of Education</i>							
84.133 / E5483 / H133G070163-08		Y			18,548		18,548
84.133 / E7066 / FY08 050 010 H133E040019 08		Y			5,376		5,376
<i>Fed Agency: US Health & Human Services (HHS)</i>							
93.631 / E5707 / UCD FY08 257 002		Y			49,981		49,981
<i>Fed Agency: US National Science Foundation (NSF)</i>							
47.074 / A3089 / CAL NSF 2010-NTN1-01		Y		2,918			2,918
47.074 / A5252 / CAL NSF 2007-NTN1-66		Y		2,918			2,918
47.082 / A2701 / SBC UCB 1546074 ARRA		Y	Y	2,308			2,308
Cluster: Other Programs							
<i>Fed Agency: US National Science Foundation (NSF)</i>							
47.074 / A2146 / CAL NSF 2009-NTN-1-66		N		2,908			2,908
47.074 / A2147 / CAL NSF 2011-NTN1-01		N		2,908			2,908
Pass-through entity total:				<u>277,583</u>	<u>138,399</u>		<u>415,982</u>

Pass-Through Entity

Cluster	Fed Agency	CFDA Number / UI Grant Code / Award Title	Major Program	ARRA	Urbana	Chicago	Springfield	All Campuses
<u>University of Connecticut</u>								
Cluster: 1R&D								
<i>Fed Agency: US Department of Education</i>								
		84.305 / E5422 / Univ of Conn R305A080622 FRS 524833	Y			136,875		136,875
<i>Fed Agency: US National Science Foundation (NSF)</i>								
		47.041 / A2385 / SBC UCT 6738	Y		5,000			5,000
		47.074 / E5979 / University of Connecticut 5759	Y			87,916		87,916
Cluster: Other Programs								
<i>Fed Agency: US National Science Foundation (NSF)</i>								
		47.074 / A2032 / SBC Connecticut 2010-04761 TTA	N		10,650			10,650
					<u>15,650</u>	<u>224,791</u>		<u>240,441</u>
<u>University of Florida</u>								
Cluster: 1R&D								
<i>Fed Agency: Air Force</i>								
		12.000 / A2991 / AF Sub UF-EIES-0912005-UIL	Y		104,160			104,160
					<u>104,160</u>			<u>104,160</u>
<u>University of Florida Research Foundation Inc</u>								
Cluster: 1R&D								
<i>Fed Agency: Air Force</i>								
		12.800 / A3702 / AF Sub UF-EIES-0812005-UIL	Y		-2,459			-2,459
Cluster: Other Programs								
<i>Fed Agency: US Department of Agriculture (USDA)</i>								
		10.500 / A3067 / AG UFL 00078140	Y		4,875			4,875
					<u>2,416</u>			<u>2,416</u>
<u>University of Georgia</u>								
Cluster: 1R&D								
<i>Fed Agency: National Institutes of Health (NIH)</i>								
		93.242 / E4429 / University of Georgia	Y			32,490		32,490
<i>Fed Agency: US Department of Agriculture (USDA)</i>								
		10.000 / A3133 / CAL AG 2009-NTN1-06	Y		465			465
		10.206 / A3120 / AG Sub UGA RC 293-359/4689568	Y		52,443			52,443
		10.206 / A3370 / AG UGA RC293-502/3843828	Y		24,079			24,079
		10.310 / A2286 / AG Sub UGA R293-365/4692038	Y		13,360			13,360
<i>Fed Agency: US National Science Foundation (NSF)</i>								
		47.000 / A2415 / CAL NSF 2010-NTN1-58A	Y		2,918			2,918

Pass-Through Entity

Cluster	Fed Agency	CFDA Number / UI Grant Code / Award Title	Major Program	ARRA	Urbana	Chicago	Springfield	All Campuses
		47.074 / A3117 / SBC Georgia RR272-210/4689638	Y		270			270
			<u>Pass-through entity total:</u>		<u>93,535</u>	<u>32,490</u>		<u>126,025</u>
University of Hawaii								
Cluster: 1R&D								
<i>Fed Agency: National Institutes of Health (NIH)</i>								
		93.399 / A5715 / PHS Sub UH Motl	Y		1,210			1,210
			<u>Pass-through entity total:</u>		<u>1,210</u>			<u>1,210</u>
University of Idaho								
Cluster: 1R&D								
<i>Fed Agency: US Department of Agriculture (USDA)</i>								
		10.000 / A3931 / AG UIDAHO P0016078	Y		1,780			1,780
			<u>Pass-through entity total:</u>		<u>1,780</u>			<u>1,780</u>
University of Iowa								
Cluster: 1R&D								
<i>Fed Agency: National Institute of Environmental & Health Sciences</i>								
		93.143 / A2815 / NIH Sub Iowa 1000691372	Y		2,763			2,763
<i>Fed Agency: National Institutes of Health (NIH)</i>								
		93.143 / E6015 / University of Iowa 1000702067	Y			25,982		25,982
		93.143 / E6085 / U of Iowa 1000702053	Y			27,605		27,605
		93.143 / E6361 / Univ of Iowa 1000702428	Y			74,510		74,510
		93.859 / A7567 / PHS Sub U OF IOWA #2050	Y		9,921			9,921
<i>Fed Agency: US Health & Human Services (HHS)</i>								
		93.286 / E5930 / U of IA PO1000603846	Y			93,950		93,950
Cluster: Other Programs								
<i>Fed Agency: Centers for Disease Control and Prevention (CDC)</i>								
		93.262 / A3319 / PHS SUB IOWA W000088826	N		4,070			4,070
<i>Fed Agency: US Department of Homeland Security(USDHS)</i>								
		83.516 / A3567 / DHS FEMA IA 2008-06646	N		526			526
			<u>Pass-through entity total:</u>		<u>17,280</u>	<u>222,047</u>		<u>239,327</u>
University of Kansas								
Cluster: 1R&D								
<i>Fed Agency: National Institutes of Health (NIH)</i>								
		93.865 / E5653 / UK QF841020 S Geiger MSN1039	Y			-1,100		-1,100
<i>Fed Agency: US Department of Education</i>								
		84.220 / A2823 / DE Sub KU CIBER 09 BLRT	Y		2,500			2,500

Pass-Through Entity

Cluster		Major Program	ARRA	Urbana	Chicago	Springfield	All Campuses
Fed Agency							
CFDA Number / UI Grant Code / Award Title							
84.324 / A2281 / DE Sub KU FY2010-046		Y		24,947			24,947
<i>Fed Agency: US National Science Foundation (NSF)</i>							
47.079 / E5657 / U of KS FY2008-023		Y			71,093		71,093
47.081 / E4854 / Univ of Kansas NSF0065501		Y			53,965		53,965
Pass-through entity total:				<u>27,447</u>	<u>123,958</u>		<u>151,405</u>
University of Kentucky							
Cluster: 1R&D							
<i>Fed Agency: National Institutes of Health (NIH)</i>							
93.000 / A3020 / NIH SUB UK 3048105303-09-247		Y		31,316			31,316
<i>Fed Agency: US Department of Defense (DoD)</i>							
12.420 / E6067 / University of Kentucky Research Fou		Y			-8		-8
<i>Fed Agency: US Department of Education</i>							
84.324 / A5840 / DE Sub UKRF 4-68504-05-400		Y		24,559			24,559
<i>Fed Agency: US National Science Foundation (NSF)</i>							
47.070 / A6033 / SBC UKRF 4-68409-05-213		Y		9,806			9,806
<i>Fed Agency: USDA Coop State Rsrch Educ & Ext Serv (CSREES)</i>							
10.206 / A3297 / AG UKRF 3048074600-09-215		Y		39,273			39,273
Pass-through entity total:				<u>104,954</u>	<u>-8</u>		<u>104,946</u>
University of Maryland							
Cluster: 1R&D							
<i>Fed Agency: Air Force</i>							
12.630 / A3457 / AF Sub MD 0000005310		Y		348,445			348,445
<i>Fed Agency: Air Force Office of Scientific Research (AFOSR)</i>							
12.800 / A2986 / AF Sub UMD Z806002		Y		88,509			88,509
<i>Fed Agency: Army Research Office (ARO)</i>							
12.431 / A4316 / Army Sub U MD Z848402		Y		241,781			241,781
<i>Fed Agency: National Institute of Mental Health</i>							
93.242 / E7430 / Maryland Med Rsch Inst S00000381		Y			-3,034		-3,034
<i>Fed Agency: National Institutes of Health (NIH)</i>							
93.213 / E5163 / Univ of Maryland PO#SR00000661		Y			35,592		35,592
93.213 / E6676 / U Of Maryalnd PO SR00001058		Y			43,504		43,504
93.242 / E5236 / U of MD SR00000476		Y			151,912		151,912
93.855 / E6383 / U Of Maryland S02178		Y			17		17
<i>Fed Agency: Navy</i>							
12.431 / A2465 / Army Sub UM Z855202		Y		208,330			208,330
<i>Fed Agency: US NASA</i>							

Pass-Through Entity

Cluster	Fed Agency	CFDA Number / UI Grant Code / Award Title	Major Program	ARRA	Urbana	Chicago	Springfield	All Campuses
		43.000 / A4091 / NASA Maryland Z634015	Y		146,135			146,135
		<i>Fed Agency: US National Science Foundation (NSF)</i>						
		47.082 / A2378 / SBC U of MD Z334801 ARRA	Y	Y	14,432			14,432
		<i>Fed Agency: USDA Coop State Rsrch Educ & Ext Serv (CSREES)</i>						
		10.000 / A4372 / AG UMES 520536	Y		28,199			28,199
		Cluster: Other Programs						
		<i>Fed Agency: Institute of Museum & Library Services (IMLS)</i>						
		45.313 / E4436 / Univ of MD Z943201	N			13,751		13,751
		<i>Fed Agency: US Department of Agriculture (USDA)</i>						
		10.unk / A2566 / AG DC Sub MD PO L138485	N		5,000			5,000
		Pass-through entity total:			1,080,831	241,742		1,322,573
		University of Massachusetts Medical School						
		Cluster: 1R&D						
		<i>Fed Agency: National Institutes of Health (NIH)</i>						
		93.172 / A3130 / NIH SUB UMAW 6103580/RFS900068	Y		76,147			76,147
		Cluster: Other Programs						
		<i>Fed Agency: National Institutes of Health (NIH)</i>						
		93.unk / A3154 / NIH SUB TTA UMMS 2009-03071	N		17,897			17,897
		Pass-through entity total:			94,044			94,044
		University of Miami						
		Cluster: 1R&D						
		<i>Fed Agency: National Institute of Diabetes & Digestive & Kidney Diseases</i>						
		93.847 / E4958 / Univ of Miami 66630Y	Y			748,551		748,551
		<i>Fed Agency: National Institutes of Health (NIH)</i>						
		93.847 / E5566 / U of Miami 66363X	Y			58,391		58,391
		93.853 / A3449 / PHS UM SUB C0800137-66472G	Y		181,201			181,201
		Pass-through entity total:			181,201	806,942		988,143
		University of Michigan						
		Cluster: 1R&D						
		<i>Fed Agency: Army Research Office (ARO)</i>						
		12.431 / A5380 / Army Sub U of MI F014252	Y		178,822			178,822
		<i>Fed Agency: National Institute on Drug Abuse</i>						
		93.279 / E5464 / U of MI 3000918977	Y			2,263		2,263
		<i>Fed Agency: National Institutes of Health (NIH)</i>						
		93.242 / E5059 / Univ of Michigan 3001166656	Y			10,639		10,639
		93.839 / A4020 / PHS Sub Mich 3000786409	Y		114,060			114,060

Pass-Through Entity

Cluster		Major Program	ARRA	Urbana	Chicago	Springfield	All Campuses
Fed Agency	CFDA Number / UI Grant Code / Award Title						
	93.849 / E5137 / Univ of Michigan 3001131301	Y			52,541		52,541
<i>Fed Agency: US Department of Energy (DOE)</i>							
	81.049 / A3306 / DOE SUB UM 3001075989	Y		81,483			81,483
	81.049 / A4647 / DOE UM 3000611280	Y		4,549			4,549
<i>Fed Agency: US National Science Foundation (NSF)</i>							
	47.041 / A5347 / SBC MI - F013925 NSF	Y		53,162			53,162
Cluster: Other Programs							
<i>Fed Agency: US National Science Foundation (NSF)</i>							
	47.050 / A5385 / SBC MICH F014765	N		50,257			50,257
Pass-through entity total:				482,333	65,443		547,776
University of Minnesota							
Cluster: 1R&D							
<i>Fed Agency: Centers for Disease Control and Prevention (CDC)</i>							
	93.061 / E5307 / UMinn P0000725701 02	Y			335,717		335,717
<i>Fed Agency: Office of Naval Research (ONR)</i>							
	12.300 / E5530 / U of MN A530680101	Y			60,635		60,635
<i>Fed Agency: US Department of Agriculture (USDA)</i>							
	10.206 / A4082 / AG UMN M6706470101	Y		32,554			32,554
	10.215 / A3285 / AG Univ. MN H 408626301	Y		1,137			1,137
	10.215 / A3292 / AG U of Minn H408626303	Y		5,785			5,785
	10.215 / A3293 / AG UM H408626304	Y		815			815
	10.215 / A3880 / AG UMN Q4089053118	Y		46,880			46,880
<i>Fed Agency: US NASA</i>							
	43.000 / A3781 / NASA UMN X5146296101	Y		89,253			89,253
<i>Fed Agency: US National Science Foundation (NSF)</i>							
	47.041 / A4011 / SBC MINN T5306755502 REU	Y		-11,574			-11,574
	47.041 / A4998 / SBC MINN T5306692501	Y		415,097			415,097
<i>Fed Agency: USDA Coop State Rsrch Educ & Ext Serv (CSREES)</i>							
	10.215 / A3968 / AG MINN Q4089053112	Y		-489			-489
Cluster: Other Programs							
<i>Fed Agency: National Institutes of Health (NIH)</i>							
	93.865 / E4365 / U of Minnesota N634619701	N			19,011		19,011
<i>Fed Agency: US Department of Agriculture (USDA)</i>							
	10.500 / A2955 / AG Sub UMN H408906008	Y		25,329			25,329
	10.500 / A3689 / AG UMN H408904313	Y		8,429			8,429
	10.500 / A4288 / AG UMN Q4098043401	Y		1,845			1,845

Pass-Through Entity

Cluster	Fed Agency	CFDA Number / UI Grant Code / Award Title	Major Program	ARRA	Urbana	Chicago	Springfield	All Campuses
<i>Fed Agency: US Health & Human Services (HHS)</i>								
		93.061 / E4445 / U of MN P000080103	N			11,791		11,791
			<u>Pass-through entity total:</u>		<u>615,061</u>	<u>427,154</u>		<u>1,042,215</u>
<u>University of Mississippi</u>								
Cluster: Other Programs								
<i>Fed Agency: US Department of Commerce</i>								
		11.unk / A3041 / COM UM 09-02-054	N		10,809			10,809
<i>Fed Agency: US National Science Foundation (NSF)</i>								
		47.082 / A2314 / SBC U MS TTA 2010-03159 ARRA	N	Y	7,731			7,731
			<u>Pass-through entity total:</u>		<u>18,540</u>			<u>18,540</u>
<u>University of Missouri</u>								
Cluster: 1R&D								
<i>Fed Agency: US Department of Agriculture (USDA)</i>								
		10.206 / A4753 / AG UOM E00011511-1	Y		25,855			25,855
<i>Fed Agency: US National Science Foundation (NSF)</i>								
		47.074 / A6228 / SBC MO C00005034-2	Y		26,059			26,059
		47.076 / A8269 / SBC MO#00115371-1NSF	Y		-10,951			-10,951
			<u>Pass-through entity total:</u>		<u>40,963</u>			<u>40,963</u>
<u>University of Missouri - Kansas City</u>								
Cluster: 1R&D								
<i>Fed Agency: Administration for Children and Families (ACF)</i>								
		93.632 / E4578 / UMKC 00027859 sub no 21637	Y			76,697		76,697
<i>Fed Agency: US Health & Human Services (HHS)</i>								
		93.632 / E5152 / U of Missouri 16136 00022084	Y			52,898		52,898
Cluster: Other Programs								
<i>Fed Agency: US National Science Foundation (NSF)</i>								
		47.unk / A2352 / SBC U of Miss - KC FUA 2010-03249	N		1,071			1,071
			<u>Pass-through entity total:</u>		<u>1,071</u>	<u>129,595</u>		<u>130,666</u>
<u>University of Nebraska - Lincoln</u>								
Cluster: 1R&D								
<i>Fed Agency: US Department of Agriculture (USDA)</i>								
		10.200 / A2639 / AG Sub UNL 25-6231-0192-002	Y		43,897			43,897
		10.200 / A3161 / AG UNL 25-6231-0159-010	Y		24,065			24,065
<i>Fed Agency: US Dept of Commerce NOAA</i>								
		11.431 / A3287 / COM UNL 25-6238-0409-002	Y		32,917			32,917

Pass-Through Entity

Cluster	Fed Agency	CFDA Number / UI Grant Code / Award Title	Major Program	ARRA	Urbana	Chicago	Springfield	All Campuses
<i>Fed Agency: USDA Coop State Rsrch Educ & Ext Serv (CSREES)</i>								
		10.500 / A4993 / AG UNE 25-6309-0037-011	Y		16,033			16,033
Cluster: Other Programs								
<i>Fed Agency: US Department of Agriculture (USDA)</i>								
		10.500 / A3692 / AG UNL 25-6365-0023-110	Y		10,669			10,669
		10.unk / A2356 / CAL AG 2010-NTN1-21	N		3,162			3,162
<i>Fed Agency: US National Science Foundation (NSF)</i>								
		47.074 / B9088 / Univ NE TTA 2009-04635	N		2,876			2,876
<i>Fed Agency: USDA Coop State Rsrch Educ & Ext Serv (CSREES)</i>								
		10.500 / A2667 / AG UNL 25-6324-0081-316	Y		26,226			26,226
		10.500 / A3261 / AG UNE Lincoln 25-6324-0081-02	Y		3,161			3,161
		Pass-through entity total:			163,006			163,006
University of Nevada - Reno								
Cluster: 1R&D								
<i>Fed Agency: US National Science Foundation (NSF)</i>								
		47.041 / A5563 / SBC UNR-06-29	Y		-1			-1
Cluster: Other Programs								
<i>Fed Agency: US National Science Foundation (NSF)</i>								
		47.unk / A3301 / SBC U Nev 2009-01098 TTA	N		1			1
		Pass-through entity total:			0			0
University of Nevada Las Vegas								
Cluster: 1R&D								
<i>Fed Agency: Army</i>								
		12.431 / A3679 / Army Sub UNLV 08-672L-A-00	Y		154,097			154,097
		Pass-through entity total:			154,097			154,097
University of New Hampshire								
Cluster: 1R&D								
<i>Fed Agency: US Dept of Commerce NOAA</i>								
		11.419 / A4057 / COM NOAA NH 08-049	Y		111	4,850		4,961
		11.419 / A4239 / COM UNH 08-054	Y		23,917			23,917
		Pass-through entity total:			24,028	4,850		28,878
University of New Mexico								
Cluster: 1R&D								
<i>Fed Agency: Army</i>								
		12.431 / A3192 / Army Sub UNM 456258-874A	Y		51,848			51,848

Pass-Through Entity**Cluster****Fed Agency****CFDA Number / UI Grant Code / Award Title****Major
Program****ARRA****Urbana****Chicago****Springfield****All Campuses**

Fed Agency: US National Science Foundation (NSF)

47.080 / E4462 / U of NM 063014 874A

Y

16,588

16,588

Pass-through entity total:51,84816,58868,436**University of North Carolina**

Cluster: 1R&D

Fed Agency: National Center for Infectious Diseases

93.855 / E4555 / U of NC 5-30026

Y

16,927

16,927

Fed Agency: National Institute of Diabetes & Digestive & Kidney Diseases

93.848 / E5158 / UNC 5-51149

Y

6,962

6,962

Fed Agency: National Institutes of Health (NIH)

93.000 / E4808 / U Of NC

Y

159

159

93.279 / E4888 / U of NC 5 51256

Y

78,672

78,672

93.847 / E4643 / UNC Chapel Hill 5-30169

Y

20,224

20,224

93.853 / E5351 / Univ of North Carolina NS 42167

Y

51,103

51,103

93.855 / E6494 / U Of NC 5-33976

Y

105,463

105,463

93.859 / E5936 / NIH 5 34841

Y

89,744

89,744

93.866 / E5200 / UNC Charlotte 2975-08-0163

Y

9,830

9,830

Pass-through entity total:379,084379,084**University of Notre Dame**

Cluster: 1R&D

Fed Agency: US Department of Commerce

11.609 / A3613 / COM UND 2008-NE-1806

Y

109,584

109,584

Fed Agency: US Department of Energy (DOE)

81.049 / A3933 / DOE ND 201242

Y

116,074

116,074

Fed Agency: US National Science Foundation (NSF)

47.049 / E5457 / U of Notre Dame PHY 0715396

Y

8,804

8,804

47.049 / E8068 / U Of ND #46175 - Szumial 200128

Y

-443

-443

47.074 / A2219 / SBC ND 201523-UIUC

Y

4,681

4,681

Pass-through entity total:230,3398,361238,700**University of Oregon**

Cluster: 1R&D

Fed Agency: US National Science Foundation (NSF)

47.080 / A4219 / SBC Univ of Oregon #207401A

Y

161,289

161,289

Pass-through entity total:161,289161,289

Pass-Through Entity

Cluster	Fed Agency	CFDA Number / UI Grant Code / Award Title	Major Program	ARRA	Urbana	Chicago	Springfield	All Campuses
<u>University of Ottawa</u>								
Cluster: 1R&D								
<i>Fed Agency: US Department of Education</i>								
84.133 / E5005 / University of Ottawa								
			Y			15,699		15,699
			<u>Pass-through entity total:</u>			<u>15,699</u>		<u>15,699</u>
<u>University of Pennsylvania</u>								
Cluster: 1R&D								
<i>Fed Agency: National Institutes of Health (NIH)</i>								
93.701 / E4501 / Univ of Pennsylvania 553520 ARRA								
			Y	Y		24,568		24,568
93.849 / E6516 / U Of Penn 5-44131								
			Y			21,632		21,632
93.859 / A2584 / NIH SUB UPENN 553069								
			Y		52,501			52,501
			<u>Pass-through entity total:</u>			<u>52,501</u>	<u>46,200</u>	<u>98,701</u>
<u>University of Pittsburgh</u>								
Cluster: 1R&D								
<i>Fed Agency: National Cancer Institute</i>								
93.393 / A2964 / NIH SUB UP 0006657								
			Y		109,288			109,288
<i>Fed Agency: US Health & Human Services (HHS)</i>								
93.865 / E6411 / U of Pittsburgh 111359-2								
			Y			-10,808		-10,808
93.865 / E6412 / U of Pittsburgh 111355								
			Y			-15,651		-15,651
Cluster: Other Programs								
<i>Fed Agency: National Institutes of Health (NIH)</i>								
93.853 / A4807 / PHS Sub Pitt 111272-1								
			N		704			704
<i>Fed Agency: US Department of Energy (DOE)</i>								
81.unk / A2362 / DOE Sub PITT 2010-3197 FUA PO967795								
			N		702			702
81.unk / A2826 / DOE PITT 2009-07268 FUA								
			N		9,986			9,986
			<u>Pass-through entity total:</u>			<u>120,680</u>	<u>-26,459</u>	<u>94,221</u>
<u>University of Rhode Island</u>								
Cluster: 1R&D								
<i>Fed Agency: US Department of Homeland Security(USDHS)</i>								
97.061 / A2464 / DHS Sub URI 080309/0002251								
			Y		65,313			65,313
			<u>Pass-through entity total:</u>			<u>65,313</u>		<u>65,313</u>
<u>University of Rochester</u>								
Cluster: 1R&D								
<i>Fed Agency: Air Force</i>								
12.630 / A7107 / AF UR 412332-G								
			Y		9,261			9,261

Pass-Through Entity

Cluster	Fed Agency	CFDA Number / UI Grant Code / Award Title	Major Program	ARRA	Urbana	Chicago	Springfield	All Campuses
<i>Fed Agency: National Institutes of Health (NIH)</i>								
		93.173 / E4961 / University of Rochester 414632 G	Y			31,355		31,355
<u>Pass-through entity total:</u>					<u>9,261</u>	<u>31,355</u>		<u>40,616</u>
<u>University of South Carolina</u>								
Cluster: 1R&D								
<i>Fed Agency: National Cancer Institute</i>								
		93.837 / A2208 / NIH SUB USC 10-1782	Y		8,047			8,047
<i>Fed Agency: National Energy Technology Laboratory (NETL)</i>								
		81.132 / A2255 / DOE Sub SC 10-1778 ARRA	Y	Y	4,545			4,545
<i>Fed Agency: National Institutes of Health (NIH)</i>								
		93.135 / E6074 / U of S.Carolina PO91858 11570-FA80	Y			6,618		6,618
<i>Fed Agency: US Department of Energy (DOE)</i>								
		81.049 / A2263 / DOE Sub SC 10-1771 PO22030	Y		20,523			20,523
<u>Pass-through entity total:</u>					<u>33,115</u>	<u>6,618</u>		<u>39,733</u>
<u>University of Southern California</u>								
Cluster: 1R&D								
<i>Fed Agency: Air Force</i>								
		12.000 / A2407 / AF Sub USC 140830	Y		118,394			118,394
<i>Fed Agency: National Institute of Allergy & Infectious Diseases</i>								
		93.855 / A2555 / NIH SUB USC 137405	Y		6,561			6,561
		93.855 / A2785 / NIH SUB USC H41031	Y		370,999			370,999
<i>Fed Agency: US Department of Energy (DOE)</i>								
		81.049 / A2772 / DOE Sub USC DE-SC0001013 ARRA	Y	Y	149,094			149,094
<u>Pass-through entity total:</u>					<u>645,048</u>			<u>645,048</u>
<u>University of Tennessee</u>								
Cluster: 1R&D								
<i>Fed Agency: Institute of Museum & Library Services (IMLS)</i>								
		45.307 / A2241 / IMLS Sub TN OR14003-001.02	Y		547			547
<i>Fed Agency: National Institute of Mental Health</i>								
		93.242 / E4547 / U of Tenn OR13614 001 02	Y			42,871		42,871
<i>Fed Agency: US National Science Foundation (NSF)</i>								
		47.082 / A2389 / SBC U of TN OR13425-001.02 ARRA	Y	Y	83,117			83,117
Cluster: Other Programs								
<i>Fed Agency: US National Science Foundation (NSF)</i>								
		47.unk / A2419 / SBC Tennessee FUA 2010-02298	N		1,623			1,623
<u>Pass-through entity total:</u>					<u>85,287</u>	<u>42,871</u>		<u>128,158</u>

Pass-Through Entity

Cluster	Fed Agency	CFDA Number / UI Grant Code / Award Title	Major Program	ARRA	Urbana	Chicago	Springfield	All Campuses
<u>University of Texas - Austin</u>								
Cluster: 1R&D								
<i>Fed Agency: Air Force Office of Scientific Research (AFOSR)</i>								
		12.800 / A3312 / AF Sub UofTX UTA08-815	Y		201,623			201,623
<i>Fed Agency: National Institutes of Health (NIH)</i>								
		93.243 / E4991 / Univ of Texas UTA09 000049	Y			172,079		172,079
<i>Fed Agency: US Department of Commerce</i>								
		11.000 / A3611 / COM NIST UTA08-596	Y		89,121			89,121
<i>Fed Agency: US Department of Energy (DOE)</i>								
		81.049 / E4489 / Subaward UTA09-001008	Y			45,057		45,057
					<u>290,744</u>	<u>217,136</u>		<u>507,880</u>
<u>University of Texas - Dallas</u>								
Cluster: 1R&D								
<i>Fed Agency: National Institutes of Health (NIH)</i>								
		93.866 / A4192 / PHS SUB UT-DALLAS SC 08-14	Y		114,833			114,833
<i>Fed Agency: Office of Naval Research (ONR)</i>								
		12.300 / A6999 / NAVY UTD SC 03-06	Y		-5,837			-5,837
					<u>108,996</u>			<u>108,996</u>
<u>University of Texas - Galveston</u>								
Cluster: 1R&D								
<i>Fed Agency: National Institutes of Health (NIH)</i>								
		93.855 / A3617 / PHS Sub UTMB 08-059	Y		-4,392			-4,392
					<u>-4,392</u>			<u>-4,392</u>
<u>University of Texas @ Houston</u>								
Cluster: 1R&D								
<i>Fed Agency: National Cancer Institute</i>								
		93.393 / E5623 / U of TX 21686/98412593	Y			-32,020		-32,020
<i>Fed Agency: National Institutes of Health (NIH)</i>								
		93.393 / E5259 / MD Ander Cancer Ctr 24873 98412593	Y			86,825		86,825
		93.867 / E8310 / U Of TX 0004359	Y			10,661		10,661
						<u>65,466</u>		<u>65,466</u>
<u>University of Texas MD Anderson Cancer Ctr</u>								
Cluster: 1R&D								
<i>Fed Agency: National Institutes of Health (NIH)</i>								
		93.393 / E4477 / MD Anderson 27064/98810590	Y			5,875		5,875

Pass-Through Entity

Cluster	Fed Agency	CFDA Number / UI Grant Code / Award Title	Major Program	ARRA	Urbana	Chicago	Springfield	All Campuses
		93.393 / E4651 / U TX 28954/98412593	Y			44,899		44,899
		93.701 / A2734 / NIH SUB UT 24917-98013884 ARRA	Y	Y	56,401			56,401
		93.859 / A3233 / PHS SUB UT MDACC 21418-98010450	Y		95,308			95,308
		Pass-through entity total:			151,709	50,774		202,483
University of the State of New York								
Cluster: 1R&D								
<i>Fed Agency: US National Science Foundation (NSF)</i>								
		47.074 / A3877 / SBC USNY RR Movebank 02	Y		15,782			15,782
		Pass-through entity total:			15,782			15,782
University of Toledo								
Cluster: 1R&D								
<i>Fed Agency: Air Force Office of Scientific Research (AFOSR)</i>								
		12.000 / A3258 / AF Sub UT 2007-05425	Y		53,468			53,468
		Pass-through entity total:			53,468			53,468
University of Utah								
Cluster: 1R&D								
<i>Fed Agency: National Institutes of Health (NIH)</i>								
		93.837 / E5098 / U of Utah	Y			19,317		19,317
		93.856 / A3693 / PHS SUB UTAH 10004040	Y		13,158			13,158
<i>Fed Agency: US National Science Foundation (NSF)</i>								
		47.041 / A2893 / SBC UTAH 10010392-01	Y		47,166			47,166
		Pass-through entity total:			60,324	19,317		79,641
University of Vermont & State Agr College								
Cluster: Other Programs								
<i>Fed Agency: US Dept of Commerce NOAA</i>								
		11.460 / A2044 / CAL COM Sub UVM 23869	N		34,435			34,435
		Pass-through entity total:			34,435			34,435
University of Virginia								
Cluster: 1R&D								
<i>Fed Agency: National Institute on Drug Abuse</i>								
		93.279 / E4474 / U of VA	Y			11,047		11,047
<i>Fed Agency: National Institutes of Health (NIH)</i>								
		93.000 / A3552 / PHS SUB UVA GC11704-130643	Y		58,176			58,176
		93.000 / A4248 / PHS SUB VA GC11572-128507	Y		13,157			13,157
		93.000 / A4792 / PHS Sub UV GC11451.126463	Y		-12,987			-12,987

Pass-Through Entity**Cluster****Fed Agency****CFDA Number / UI Grant Code / Award Title****Major
Program****ARRA****Urbana****Chicago****Springfield****All Campuses**

Fed Agency: Office of Naval Research (ONR)

12.300 / A4383 / Navy Sub U VA GG10919-127973

Y

301,742

301,742

Pass-through entity total:360,08811,047371,135**University of Washington**

Cluster: 1R&D

Fed Agency: National Cancer Institute

93.394 / A2424 / NIH SUB UW 662964

Y

45,287

45,287

Fed Agency: National Institutes of Health (NIH)

93.172 / A2246 / NIH SUB UW 668862

Y

41,773

41,773

93.865 / A2614 / NIH SUB UW 659238

Y

219,390

219,390

93.865 / A3492 / PHS SUB UW 557108

Y

3,055

3,055

93.865 / A3825 / PHS SUB UWA 447817

Y

181,301

181,301

Fed Agency: US Department of Education

84.133 / A2469 / DE Sub UW 662871

Y

10,419

10,419

84.133 / A2859 / DE Sub U Wash 609815

Y

10,120

10,120

Fed Agency: US NASA

43.000 / A3766 / NASA UW 485171

Y

87,615

87,615

Fed Agency: US National Science Foundation (NSF)

47.041 / A2421 / SBC UNIV OF WA 657973

Y

26,404

26,404

47.041 / A6019 / SBC U WASH -958919

Y

41,665

41,665

47.049 / A4378 / SBC UW 431153

Y

402,696

402,696

47.076 / E5213 / Univ of Washington 611721

Y

610

610

Pass-through entity total:1,069,7256101,070,335**University of Waterloo**

Cluster: 1R&D

Fed Agency: National Institutes of Health (NIH)

93.000 / E6877 / University Of Waterloo

Y

-1

-1

93.393 / E4464 / U of Waterloo NIH P01 CA138389

Y

7,184

7,184

Pass-through entity total:7,1837,183**University of Wisconsin - Extension**

Cluster: Other Programs

Fed Agency: USDA Agricultural Research Service (ARS)

10.303 / A5914 / AG UW 000H442

N

5,574

5,574

Pass-through entity total:5,5745,574

Pass-Through Entity

Cluster	Fed Agency	CFDA Number / UI Grant Code / Award Title	Major Program	ARRA	Urbana	Chicago	Springfield	All Campuses
University of Wisconsin - Madison								
Cluster: 1R&D								
	<i>Fed Agency: Air Force Office of Scientific Research (AFOSR)</i>							
	12.800 / A3314 / AF Sub UW 067K594		Y		184,740			184,740
	<i>Fed Agency: National Cancer Institute</i>							
	93.399 / E4615 / U of WI Madison 200K653		Y			82,035		82,035
	<i>Fed Agency: National Institutes of Health (NIH)</i>							
	93.701 / E4648 / Univ of Wisc Madison 178K323 ARRA		Y	Y		149,373		149,373
	93.867 / A3984 / PHS SUB UW 055K753		Y		99,727			99,727
	<i>Fed Agency: US Department of Agriculture (USDA)</i>							
	10.200 / A2844 / AG Sub UWI X377436		Y		35,010			35,010
	<i>Fed Agency: US Department of Energy (DOE)</i>							
	81.049 / A3751 / DOE UW 105K545		Y		113,873			113,873
	<i>Fed Agency: US Department of Transportation (DOT)</i>							
	20.000 / A4073 / DOT sub U of WI 353H990		Y		-898			-898
	20.000 / E5070 / Univ Wisc 091K814		Y			26,717		26,717
	20.000 / E5171 / Univ of Wisc 086K004		Y			62,787		62,787
	20.700 / E5649 / Midwest Regional Univ. Trans Ctr.		Y			5,415		5,415
	20.721 / E4577 / RUWS 168K044		Y			37,157		37,157
	20.721 / G6771 / U of Wisc Mad 995B702		Y			57,768		57,768
	20.760 / E4581 / U of Wisconsin 168K033		Y			9,726		9,726
	<i>Fed Agency: US Health & Human Services (HHS)</i>							
	93.279 / E6123 / UW-Madison X275715		Y			-13,750		-13,750
	<i>Fed Agency: US National Science Foundation (NSF)</i>							
	47.041 / A2466 / SBC Wisconsin #171K076		Y		68,883			68,883
	47.041 / A5421 / SBC WISC L478726		Y		7,049			7,049
	47.049 / A4310 / SBC UW 647F323		Y		122,697			122,697
	47.074 / A3239 / SBC WI 088K981		Y		137,645			137,645
	47.076 / A5273 / SBC WISC X256981		Y		204,252			204,252
Cluster: Other Programs								
	<i>Fed Agency: National Institutes of Health (NIH)</i>							
	93.unk / A3308 / PHS SUB WNPRC PO#P373342		N		11,716			11,716
	93.unk / B9148 / WNPRC TTA PO B349705 012912		N		29,320			29,320
	<i>Fed Agency: USDA Coop State Rsrch Educ & Ext Serv (CSREES)</i>							
	10.303 / A3024 / AG Sub WI 105K103		N		16,700			16,700
			Pass-through entity total:		1,030,714	417,228		1,447,942

Pass-Through Entity**Cluster****Fed Agency****CFDA Number / UI Grant Code / Award Title****Major
Program****ARRA****Urbana****Chicago****Springfield****All Campuses**

University of Wisconsin - Milwaukee

Cluster: 1R&D

Fed Agency: National Institutes of Health (NIH)

93.279 / E6572 / UW Milwaukee K069461 Mod 3

Y

13,100

13,100

Pass-through entity total:13,10013,100**University Texas Arlington**

Cluster: 1R&D

Fed Agency: National Institutes of Health (NIH)

93.286 / A3736 / PHS SUB UT 26-1601-5861

Y

22,652

22,652

Pass-through entity total:22,65222,652**URS Corporation**

Cluster: 1R&D

Fed Agency: US Department of Energy (DOE)

81.089 / A2322 / DOE MRA 2009-01817 ANTC

Y

33,801

33,801

Pass-through entity total:33,80133,801**US Civilian Research Development Foundation (CRDF)**

Cluster: 1R&D

Fed Agency: US National Science Foundation (NSF)

47.075 / E5961 / RUM1 -2842-RO-06

Y

8,137

8,137

47.079 / A2888 / CRDF RUG1-2948-MO-09

Y

10,113

10,113

Pass-through entity total:10,1138,13718,250**US Hybrid Corporation**

Cluster: 1R&D

Fed Agency: US Department of Energy (DOE)

81.086 / E5461 / US Hybrid Corp

Y

-4,176

-4,176

81.086 / E5593 / US Hybrid Corporation

Y

-24,854

-24,854

Pass-through entity total:-29,030-29,030**US Soybean Export Council**

Cluster: 1R&D

Fed Agency: US Department of Agriculture (USDA)

10.000 / A3243 / AG USSEC M07GX10106

Y

31,400

31,400

Pass-through entity total:31,40031,400

Pass-Through Entity

Cluster	Fed Agency	CFDA Number / UI Grant Code / Award Title	Major Program	ARRA	Urbana	Chicago	Springfield	All Campuses
<u>US-Egypt Joint Science and Technology Board</u>								
Cluster: 1R&D								
<i>Fed Agency: US National Science Foundation (NSF)</i>								
47.075 / E6720 / US-Egypt Joint Science INF9-001-007								
			Y			4,078		4,078
			<u>Pass-through entity total:</u>			<u>4,078</u>		<u>4,078</u>
<u>Utah State University</u>								
Cluster: 1R&D								
<i>Fed Agency: US National Science Foundation (NSF)</i>								
47.076 / A6226 / SBC UTAH 041447004								
			Y		131,266			131,266
			<u>Pass-through entity total:</u>			<u>131,266</u>		<u>131,266</u>
<u>UT-Battelle LLC</u>								
Cluster: Other Programs								
<i>Fed Agency: US Department of Energy (DOE)</i>								
81.unk / E4479 / UT-Battelle LLC 4000091186								
			N			33,875		33,875
81.unk / E5977 / UT Battelle LLC 4000057946								
			N			58,170		58,170
			<u>Pass-through entity total:</u>			<u>92,045</u>		<u>92,045</u>
<u>Vanderbilt University</u>								
Cluster: Head Start								
<i>Fed Agency: National Institutes of Health (NIH)</i>								
93.600 / A4781 / PHS Sub VU 19247								
			N		186,568			186,568
			<u>Pass-through entity total:</u>			<u>186,568</u>		<u>186,568</u>
<u>Virginia Commonwealth University</u>								
Cluster: 1R&D								
<i>Fed Agency: Centers for Disease Control and Prevention (CDC)</i>								
93.136 / E5555 / Virginia PT101936-SC100481								
			Y			48,125		48,125
			<u>Pass-through entity total:</u>			<u>48,125</u>		<u>48,125</u>
<u>Virginia Institute of Marine Science</u>								
Cluster: 1R&D								
<i>Fed Agency: US Department of Commerce</i>								
11.420 / A3270 / CAL COM 2010-NTN1-63								
			Y		5,822			5,822
			<u>Pass-through entity total:</u>			<u>5,822</u>		<u>5,822</u>

Pass-Through Entity

Cluster	Fed Agency	CFDA Number / UI Grant Code / Award Title	Major Program	ARRA	Urbana	Chicago	Springfield	All Campuses
<u>Virginia Tech Institute & State University</u>								
Cluster: 1R&D								
<i>Fed Agency: Army Research Office (ARO)</i>								
		12.800 / A3264 / Army Sub VT CR-19318-430219	Y		27,309			27,309
<i>Fed Agency: US Department of Transportation (DOT)</i>								
		20.106 / A4624 / DOT Sub VA Tech CR-19318-415339	Y		336			336
<i>Fed Agency: US National Science Foundation (NSF)</i>								
		47.082 / A2500 / SBC VA Tech 478206-19318 ARRA	Y	Y	26,168			26,168
Cluster: Other Programs								
<i>Fed Agency: US Department of Agriculture (USDA)</i>								
		10.206 / A2985 / AG Sub VT 422050-19318	N		2,309			2,309
<i>Fed Agency: US Department of Education</i>								
		84.116 / A2338 / DE Sub VT 322261-19318	N		2,424			2,424
			<u>Pass-through entity total:</u>		<u>58,546</u>			<u>58,546</u>
<u>Von Braun Center for Science and Innovation</u>								
Cluster: Other Programs								
<i>Fed Agency: US NASA</i>								
		43.unk / E5043 / Von Braun Center NNM07AA13A	N			396,361		396,361
			<u>Pass-through entity total:</u>			<u>396,361</u>		<u>396,361</u>
<u>Wake Forest University</u>								
Cluster: 1R&D								
<i>Fed Agency: National Institute of Dental & Craniofacial Research</i>								
		93.121 / E6976 / Wake Forest U WFUHS 50029	Y			16		16
			<u>Pass-through entity total:</u>			<u>16</u>		<u>16</u>
<u>Washington State Department of Ecology</u>								
Cluster: 1R&D								
<i>Fed Agency: US NASA</i>								
		43.000 / A2871 / NASA JPL 1378761	Y		204			204
Cluster: Other Programs								
<i>Fed Agency: US Environmental Protection Agency (EPA)</i>								
		66.605 / A2781 / HAL EPA 2010-MDN2-71	N		10,008			10,008
			<u>Pass-through entity total:</u>		<u>10,212</u>			<u>10,212</u>

Pass-Through Entity

Cluster	Fed Agency	CFDA Number / UI Grant Code / Award Title	Major Program	ARRA	Urbana	Chicago	Springfield	All Campuses
<u>Washington State University</u>								
Cluster: 1R&D								
<i>Fed Agency: National Institute of General Medical Sciences</i>								
		93.701 / E4569 / Washington St U 113068G002662 ARRA	Y	Y		20,158		20,158
						<u>20,158</u>		<u>20,158</u>
<u>Washington University</u>								
Cluster: 1R&D								
<i>Fed Agency: DOE Chicago operations</i>								
		81.049 / A3207 / DOE WU WU-09-139 2905314N	Y		162,806			162,806
<i>Fed Agency: National Cancer Institute</i>								
		93.399 / A2629 / NIH SUB WU-HT-10-25	Y		47,116			47,116
		93.399 / A2702 / NIH SUB WU-10-106/PO #2911311A	Y		276,596			276,596
<i>Fed Agency: National Institutes of Health (NIH)</i>								
		93.399 / A3397 / PHS SUB WU-09-124/PO#2905157N	Y		24,981			24,981
		93.399 / A3399 / PHS SUB WU WU-HT-09-17	Y		3,075			3,075
		93.853 / E5844 / WU-08-01	Y			1,862		1,862
<i>Fed Agency: US Department of Energy (DOE)</i>								
		81.049 / A2361 / DOE Sub WU WU-10-176 PO2911579A	Y		37,552			37,552
		81.049 / A3307 / DOE WU-09-123 PO 2905269N	Y		174,990			174,990
		81.049 / A3535 / DOE WU WU-09-127 2905315N	Y		219,962			219,962
<i>Fed Agency: US National Science Foundation (NSF)</i>								
		47.041 / A3320 / SBC WU-HT-09-10	Y		15,279			15,279
					<u>962,357</u>	<u>1,862</u>		<u>964,219</u>
<u>Water Research Foundation</u>								
Cluster: 1R&D								
<i>Fed Agency: US Department of Energy (DOE)</i>								
		81.049 / A3657 / DOE ARF PFA04201	Y		54,250			54,250
					<u>54,250</u>			<u>54,250</u>
<u>Water Survey Research Center</u>								
Cluster: Other Programs								
<i>Fed Agency: US Environmental Protection Agency (EPA)</i>								
		66.001 / B9100 / CAL New Mexico DAQ MDN4-08	N		7,075			7,075
		66.001 / B9121 / CAL New Mexico DAQ NTN1-22	N		7,003			7,003
					<u>14,078</u>			<u>14,078</u>

Pass-Through Entity

Cluster	Fed Agency	CFDA Number / UI Grant Code / Award Title	Major Program	ARRA	Urbana	Chicago	Springfield	All Campuses
<u>Wavefront Research Inc</u>								
Cluster: 1R&D								
<i>Fed Agency: Army</i>								
12.000 / A3111 / Army Sub WRI D-1546								
			Y		34,712			34,712
			<u>Pass-through entity total:</u>		<u>34,712</u>			<u>34,712</u>
<u>Wayne State University</u>								
Cluster: 1R&D								
<i>Fed Agency: US National Science Foundation (NSF)</i>								
47.075 / E6451 / WSU 05059-A2-331742								
			Y			1		1
Cluster: Other Programs								
<i>Fed Agency: National Institutes of Health (NIH)</i>								
93.unk / E7194 / Wayne State U WSU04044-A4								
			N			1,226		1,226
			<u>Pass-through entity total:</u>			<u>1,227</u>		<u>1,227</u>
<u>West Virginia State University</u>								
Cluster: Other Programs								
<i>Fed Agency: US Department of Agriculture (USDA)</i>								
10.unk / A3347 / AG WV SU TTA LG-26519								
			N		15,234			15,234
			<u>Pass-through entity total:</u>		<u>15,234</u>			<u>15,234</u>
<u>West Virginia University</u>								
Cluster: Other Programs								
<i>Fed Agency: US Department of Agriculture (USDA)</i>								
10.unk / A2843 / AG Sub TTA WVU URC09A&FUIUC								
			N		23,055			23,055
<i>Fed Agency: USDA Coop State Rsrch Educ & Ext Serv (CSREES)</i>								
10.unk / A2413 / AG WV TTA 50059561								
			N		14,071			14,071
			<u>Pass-through entity total:</u>		<u>37,126</u>			<u>37,126</u>
<u>Western Carolina University</u>								
Cluster: Other Programs								
<i>Fed Agency: US Department of Commerce</i>								
11.unk / A4617 / COM Western Carolina University PO# P0007819								
			N		-2,237			-2,237
			<u>Pass-through entity total:</u>		<u>-2,237</u>			<u>-2,237</u>
<u>Western Illinois Works Inc</u>								
Cluster: WIA								
<i>Fed Agency: US Department of Labor (DOL)</i>								
17.259 / B9083 / WIW 2009-06709 ARRA								
			N	Y	3,509			3,509
			<u>Pass-through entity total:</u>		<u>3,509</u>			<u>3,509</u>

Pass-Through Entity

Cluster	Fed Agency	CFDA Number / UI Grant Code / Award Title	Major Program	ARRA	Urbana	Chicago	Springfield	All Campuses
<u>Westinghouse Savannah River Co</u>								
Cluster: 1R&D								
<i>Fed Agency: US Department of Energy (DOE)</i>								
81.000 / A4690 / CAL DOE 2007-MDN2-36								
			Y		11,072			11,072
			<u>Pass-through entity total:</u>		<u>11,072</u>			<u>11,072</u>
<u>Winnebago Tribe</u>								
Cluster: Other Programs								
<i>Fed Agency: US Environmental Protection Agency (EPA)</i>								
66.038 / A2461 / CAL EPA 2009-MDN-4-31								
			N		6,311			6,311
			<u>Pass-through entity total:</u>		<u>6,311</u>			<u>6,311</u>
<u>Wisconsin Department of Commerce</u>								
Cluster: Other Programs								
<i>Fed Agency: US Environmental Protection Agency (EPA)</i>								
66.unk / A2284 / EPA Sub WI DDJ000491								
			N		13,879			13,879
			<u>Pass-through entity total:</u>		<u>13,879</u>			<u>13,879</u>
<u>Wisconsin Dept of Transportation</u>								
Cluster: 1R&D								
<i>Fed Agency: US Department of Transportation (DOT)</i>								
20.205 / B9039 / WisDOT 0092-10-09 USDOT								
			Y		4,331			4,331
			<u>Pass-through entity total:</u>		<u>4,331</u>			<u>4,331</u>
<u>Wisconsin National Primate Research Center</u>								
Cluster: Other Programs								
<i>Fed Agency: National Institutes of Health (NIH)</i>								
93.unk / A2744 / NIH SUB TTA WNPRC 10-8860								
			N		11,108			11,108
			<u>Pass-through entity total:</u>		<u>11,108</u>			<u>11,108</u>
<u>Woods Hole Oceanographic Institution</u>								
Cluster: 1R&D								
<i>Fed Agency: Navy</i>								
12.300 / A4436 / Navy Sub WHOI A100532								
			Y		193,743			193,743
			<u>Pass-through entity total:</u>		<u>193,743</u>			<u>193,743</u>
<u>Wrightwood Technologies Inc</u>								
Cluster: 1R&D								
<i>Fed Agency: National Center for Complementary & Alternative Medicine</i>								
93.213 / E4504 / Wrightwood Technology Inc								
			Y			17,870		17,870

Pass-Through Entity

Cluster	Fed Agency	CFDA Number / UI Grant Code / Award Title	Major Program	ARRA	Urbana	Chicago	Springfield	All Campuses
<i>Fed Agency: National Institutes of Health (NIH)</i>								
		93.000 / E5390 / Wrightwood Technologies		Y		9,035		9,035
						<u>26,905</u>		<u>26,905</u>
<u>Yale University</u>								
Cluster: 1R&D								
<i>Fed Agency: National Institute of Neurological Disorders & Stroke</i>								
		93.853 / E5174 / Insulin Resistant Intervention Afte		Y		72		72
Cluster: Other Programs								
<i>Fed Agency: US Department of Energy (DOE)</i>								
		81.unk / A2929 / DOE Sub Yale C09E10262		N	2,519			2,519
					<u>2,519</u>	<u>72</u>		<u>2,591</u>
<u>Zienon LLC</u>								
Cluster: 1R&D								
<i>Fed Agency: US National Science Foundation (NSF)</i>								
		47.041 / A3510 / SBC Zienon IIP-0810523 SBIR		Y	5,893			5,893
					<u>5,893</u>			<u>5,893</u>
<u>zuChem Inc</u>								
Cluster: 1R&D								
<i>Fed Agency: US Department of Energy (DOE)</i>								
		81.000 / A3268 / DOE zI HZ 2008-05377 ANTC		Y	118,552			118,552
					<u>118,552</u>			<u>118,552</u>
<u>Zyvex Labs, LLC</u>								
Cluster: 1R&D								
<i>Fed Agency: Defense Advanced Research Projects Agency (DARPA)</i>								
		12.000 / A3266 / DARPA Sub Zyvex 2008-05662		Y	298,653			298,653
					<u>298,653</u>			<u>298,653</u>

Pass-Through Entity Cluster Fed Agency CFDA Number / UI Grant Code / Award Title	Major Program	ARRA	Urbana	Chicago	Springfield	All Campuses
			<u>Urbana</u>	<u>Chicago</u>	<u>Springfield</u>	<u>All Campuses</u>
GRAND TOTALS pass-through funding:		117,027,647	68,500,451	3,130,204	188,658,302	

Major Program Codes:

Y - Cluster, program, or award tested as a major program

N - Not tested as a major program

STATE OF ILLINOIS
UNIVERSITY OF ILLINOIS

Notes to Schedule of Expenditures of Federal Awards

Year ended June 30, 2010

(1) Scope of Audit Pursuant to OMB Circular A-133

All federal grant operations of the University of Illinois (University) are included in the scope of the audit pursuant to Office of Management and Budget (OMB) Circular A-133, *Audits of States, Local Governments, and Non-Profit Organizations* (Single Audit). The Single Audit was performed in accordance with the provisions of the *OMB Circular A-133 Compliance Supplement*. Testing of all applicable compliance requirements, as described in the Compliance Supplement, was performed in accordance with the guidance provided by the Compliance Supplement. For programs not included in the Compliance Supplement, compliance testing was performed in accordance with the compliance requirements determined by researching the statutes, regulations, and grant agreements governing the individual programs or by researching the *Catalog of Federal Domestic Assistance*. Additionally, some agencies have developed audit guidance for programs not included in the Compliance Supplement. The University's major programs (as determined by the University's auditors) are as follows:

- Research and Development Cluster
- Cooperative Extension Services
- Supplemental Nutrition Assistance Program (SNAP)
- Student Financial Aid Cluster
- State Fiscal Stabilization Fund
- Temporary Assistance for Needy Families
- Child Care Development Funds Cluster
- Maternal and Child Health Services Block Grant to the States
- Homeland Security Cluster

The Department of Education has been designated as the University's cognizant agency for the Single Audit.

(2) Fiscal Period Audited

Single Audit testing procedures were performed for program transactions occurring during the fiscal year ended June 30, 2010, in accordance with OMB Circular A-133.

(3) Basis of Presentation

The accompanying schedule of expenditures of federal awards includes the federal awards activity of the University of Illinois for the year ended June 30, 2010, and is presented on the accrual basis of accounting. The information in this schedule is presented in accordance with the requirements of OMB Circular A-133, *Audits of States, Local Governments, and Non-Profit Organizations*. Therefore, some amounts presented in this schedule may differ from amounts presented in, or used in the preparation of, the basic financial statements.

The schedule designates federal awards as direct and pass-through. Direct awards represent federal funding awarded directly to the University by a federal funding agency. Pass-through awards are federal awards passed through a non-federal entity.

STATE OF ILLINOIS
UNIVERSITY OF ILLINOIS

Notes to Schedule of Expenditures of Federal Awards

Year ended June 30, 2010

(4) Major Programs

In accordance with OMB Circular A-133, major programs of the University are an individual award or a number of awards in a category of federal awards determined to be major using a risk-based approach. The risk-based approach includes consideration of such criteria as current and prior audit experience, oversight by federal agencies and pass-through entities, and the inherent risk of the federal program. Under the risk-based approach, programs are classified as either "Type A" or "Type B." A Type A program is determined pursuant to formulas based on total federal awards expended

(5) Student Loan Programs

As disclosed in the non-cash federal awards sections of the Schedule of Expenditures of Federal Awards, the Federal Direct Student Loans Program (CFDA 84.268) administered by the University awarded approximately \$219.5 million at the Urbana Campus, \$207.9 million at the Chicago Campus, and \$21.5 million at the Springfield Campus.

There were no federal capital contributions received for the year ended June 30, 2010 under the Federal Perkins Loan Program (Perkins), the Health Professions Student Loans Program (HPSL), the Loans to Disadvantaged Students Program (LDS), or the Nursing Student Loans Program (Nursing). The Nurse Faculty Loan Program (NFLP) received \$29,996 in federal capital contributions for the year ended June 30, 2010.

The values of new loans issued to students for the year ended June 30, 2010 were approximately \$4.0 million for Perkins (CFDA 84.038), \$.5 million for HPSL (CFDA 93.342), \$125,000 for LDS (CFDA 93.342), and \$79,667 for NFLP (CFDA 93.264). No new loans were issued to students for the year ended June 30, 2010 for Nursing (CFDA 93.364).

The total loan balances outstanding at June 30, 2010 were approximately \$39.3 million for Perkins, \$7.5 million for HPSL, \$.6 million for LDS, \$.3 million for NFLP, and \$.5 million for Nursing.

**STATE OF ILLINOIS
UNIVERSITY OF ILLINOIS**

Notes to Schedule of Expenditures of Federal Awards

Year ended June 30, 2010

(6) Non-cash Federal Assistance

The University of Illinois received a pass-through grant from Illinois Department of Human Services (IDHS) to review the applications of families seeking subsidized day care under the Temporary Assistance for Needy Families, Child Care Development Funds Cluster, and Social Services Block Grant programs. The applications were reviewed according to guidelines set by IDHS, who was the prime recipient of the federal funds. As a result of the University's application review, the State Comptroller distributed \$10,394,963 of federal funds to day care providers as follows:

	CFDA Number	Non-Cash Assistance
Temporary Assistance for Needy Families	93.558	\$ 5,632,652
Child Care Development Funds Cluster:		
Child Care and Development Block Grant	93.575	1,317,774
Child Care Mandatory and Matching Funds of the Child Care and Development Fund	93.596	2,635,784
ARRA Child Care Development Block Grant	93.713	763,013
Social Services Block Grant	93.667	45,740
Total non-cash federal assistance		\$ 10,394,963

These federal funds which are paid directly by the State to the providers are considered to be non-cash federal assistance to the University. Although these amounts are not reported on the schedule of expenditures of federal awards, they have been included for purposes of determination of major programs.