

**STATE OF ILLINOIS
ILLINOIS STUDENT ASSISTANCE COMMISSION
ILLINOIS PREPAID TUITION PROGRAM**

FINANCIAL AUDIT

For the year ended June 30, 2025

Performed as Special Assistant Auditors
for the Auditor General, State of Illinois

STATE OF ILLINOIS
ILLINOIS STUDENT ASSISTANCE COMMISSION
ILLINOIS PREPAID TUITION PROGRAM

FINANCIAL AUDIT
For the year ended June 30, 2025

CONTENTS

AGENCY OFFICIALS	1
FINANCIAL STATEMENT REPORT	
SUMMARY	2
INDEPENDENT AUDITOR'S REPORT	3-5
BASIC FINANCIAL STATEMENTS	
STATEMENT OF NET POSITION.....	6
STATEMENT OF REVENUES, EXPENSES AND CHANGES IN NET POSITION	7
STATEMENT OF CASH FLOWS	8
NOTES TO FINANCIAL STATEMENTS.....	9-31
OTHER INFORMATION	
ACTUARIAL SOUNDNESS VALUATION REPORT (UNAUDITED)	32-75
SUPPLEMENTAL ACTUARIAL SOUNDNESS VALUATION REPORT (UNAUDITED)	76-100
INDEPENDENT AUDITOR'S REPORT ON INTERNAL CONTROL OVER FINANCIAL REPORTING AND ON COMPLIANCE AND OTHER MATTERS BASED ON AN AUDIT OF FINANCIAL STATEMENTS PERFORMED IN ACCORDANCE WITH GOVERNMENT AUDITING STANDARDS.....	101-102

STATE OF ILLINOIS
ILLINOIS STUDENT ASSISTANCE COMMISSION
ILLINOIS PREPAID TUITION PROGRAM
AGENCY OFFICIALS

Commission Officials:

Executive Director	Eric Zarnikow
Chief Financial Officer	Rolake Adedara (01/01/25–Present) Rolake Adedara (Interim) (01/01/24–12/31/24)
Director of Investments	Roger Rojas
General Counsel	Lisa Murphy-Coveny (03/21/25 – Present) Lisa Murphy-Coveny (Interim) (03/21/24 – 03/20/25)
Chief Internal Audit Officer	Kishor Desai

Governing Board:

Chairman	Kevin B. Huber
Vice Chair	Elizabeth V. Lopez
Commissioner	Caleb Herod (09/09/24 – Present) Vacant (06/08/23-09/08/24)
Commissioner	James A. Hibbert
Commissioner	Maureen Amos
Commissioner	Dr. Jonathan “Josh” Bullock
Commissioner	Franciene Sabens
Commissioner	Darryl Arrington
Commissioner	Thomas Dowling
Student Commissioner	Samiha Syed (01/13/25 – Present) Payton Ade (12/22/21 – 01/12/25)

Commission Offices:

1755 Lake Cook Road
Deerfield, IL 60015-5209

500 West Monroe
Springfield, IL 62704

160 North LaSalle
Suite N-100
Chicago, IL 60601

FINANCIAL STATEMENT REPORT

STATE OF ILLINOIS
ILLINOIS STUDENT ASSISTANCE COMMISSION
ILLINOIS PREPAID TUITION PROGRAM
FINANCIAL AUDIT
For the year ended June 30, 2025

FINANCIAL STATEMENT REPORT

SUMMARY

The audit of the accompanying financial statements of the Illinois Prepaid Tuition Program (Program) of the State of Illinois, Illinois Student Assistance Commission (Commission) was performed by Crowe LLP.

Based on their audit, the auditors expressed an unmodified opinion on the Program's financial statements.

EXIT CONFERENCE

In correspondence received from Rolake Adedara, Chief Financial Officer, on January 23, 2026, the Commission elected to waive a formal exit conference.

INDEPENDENT AUDITOR'S REPORT

Honorable Frank J. Mautino
Auditor General
State of Illinois, and

Mr. Kevin B. Huber
Chair of the Governing Board
Illinois Student Assistance Commission

Report on the Audit of the Financial Statements***Opinion***

As Special Assistant Auditors for the Auditor General, we have audited the financial statements of the Illinois Prepaid Tuition Program of the State of Illinois, Illinois Student Assistance Commission as of and for the year ended June 30, 2025, and the related notes to the financial statements, which collectively comprise the Illinois Prepaid Tuition Program of the State of Illinois, Illinois Student Assistance Commission's basic financial statements, as listed in the table of contents.

In our opinion, the accompanying financial statements referred to above present fairly, in all material respects, the financial position of the Illinois Prepaid Tuition Program of the State of Illinois, Illinois Student Assistance Commission, as of June 30, 2025, and the changes in its financial position and its cash flows for the year then ended in accordance with accounting principles generally accepted in the United States of America.

Basis for Opinion

We conducted our audit in accordance with auditing standards generally accepted in the United States of America (GAAS) and the standards applicable to financial audits contained in *Government Auditing Standards*, issued by the Comptroller General of the United States (*Government Auditing Standards*). Our responsibilities under those standards are further described in the Auditor's Responsibilities for the Audit of the Financial Statements section of our report. We are required to be independent of the Illinois Prepaid Tuition Program of the State of Illinois, Illinois Student Assistance Commission, and to meet our other ethical responsibilities, in accordance with the relevant ethical requirements relating to our audit. We believe that the audit evidence we have obtained is sufficient and appropriate to provide a basis for our audit opinion.

(Continued)

Emphasis of Matters

As discussed in Note 2, the financial statements present only the Illinois Prepaid Tuition Program, and do not purport to, and do not present fairly the financial position of the State of Illinois or the State of Illinois, Illinois Student Assistance Commission, as of June 30, 2025, and the changes in its financial position or, where applicable, its cash flows for the year then ended in accordance with accounting principles generally accepted in the United States of America.

As discussed in Notes 9 and 10, the amount of the Illinois Prepaid Tuition Program net position is highly dependent on the actuarial assumptions used to calculate the actuarial present value of future tuition benefit obligations.

Our opinion is not modified with respect to these matters.

Responsibilities of Management for the Financial Statements

Management is responsible for the preparation and fair presentation of the financial statements in accordance with accounting principles generally accepted in the United States of America; this includes the design, implementation, and maintenance of internal control relevant to the preparation and fair presentation of financial statements that are free from material misstatement, whether due to fraud or error.

Auditor's Responsibilities for the Audit of the Financial Statements

Our objectives are to obtain reasonable assurance about whether the financial statements as a whole are free from material misstatement, whether due to fraud or error, and to issue an auditor's report that includes our opinion. Reasonable assurance is a high level of assurance but is not absolute assurance and therefore is not a guarantee that an audit conducted in accordance with GAAS and *Government Auditing Standards* will always detect a material misstatement when it exists. The risk of not detecting a material misstatement resulting from fraud is higher than for one resulting from error, as fraud may involve collusion, forgery, intentional omissions, misrepresentations, or the override of internal control. Misstatements are considered material if there is a substantial likelihood that, individually or in the aggregate, they would influence the judgment made by a reasonable user based on the financial statements.

In performing an audit in accordance with GAAS and *Government Auditing Standards*, we

- Exercise professional judgment and maintain professional skepticism throughout the audit.
- Identify and assess the risks of material misstatement of the financial statements, whether due to fraud or error, and design and perform audit procedures responsive to those risks. Such procedures include examining, on a test basis, evidence regarding the amounts and disclosures in the financial statements.
- Obtain an understanding of internal control relevant to the audit in order to design audit procedures that are appropriate in the circumstances, but not for the purpose of expressing an opinion on the effectiveness of the State of Illinois, Illinois Student Assistance Commission's internal control. Accordingly, no such opinion is expressed.
- Evaluate the appropriateness of accounting policies used and the reasonableness of significant accounting estimates made by management, as well as evaluate the overall presentation of the financial statements.

We are required to communicate with those charged with governance regarding, among other matters, the planned scope and timing of the audit, significant audit findings, and certain internal control-related matters that we identified during the audit.

(Continued)

Required Supplementary Information

Management has omitted management's discussion and analysis for the Illinois Prepaid Tuition Program that accounting principles generally accepted in the United States of America requires to be presented to supplement the financial statements. Such missing information, although not a required part of the financial statements, is required by the Governmental Accounting Standards Board who considers it to be an essential part of financial reporting for placing the financial statements in an appropriate operational, economic or historical context. Our opinion on the financial statements is not affected by this missing information.

Other Information

Management is responsible for the other information included in the annual report. The other information comprises the actuarial soundness valuation reports but does not include the basic financial statements and our auditor's report thereon. Our opinion on the basic financial statements does not cover the other information, and we do not express an opinion or any form of assurance thereon.

In connection with our audit of the basic financial statements, our responsibility is to read the other information and consider whether a material inconsistency exists between the other information and the basic financial statements, or the other information otherwise appears to be materially misstated. If, based on the work performed, we conclude that an uncorrected material misstatement of the other information exists, we are required to describe it in our report.

Other Reporting Required by Government Auditing Standards

In accordance with *Government Auditing Standards*, we have also issued our report dated January 26, 2026, on our consideration of the State of Illinois, Illinois Student Assistance Commission's internal control over financial reporting of the Illinois Prepaid Tuition Program and on our tests of its compliance with certain provisions of laws, regulations, contracts, and grant agreements and other matters. The purpose of that report is to describe the scope of our testing of internal control over financial reporting and compliance and the results of that testing, and not to provide an opinion on the effectiveness of the State of Illinois, Illinois Student Assistance Commission's internal control over financial reporting or on compliance. That report is an integral part of an audit performed in accordance with *Government Auditing Standards* in considering the State of Illinois, Illinois Student Assistance Commission's internal control over financial reporting and compliance.

SIGNED ORIGINAL ON FILE

Crowe LLP

Oakbrook Terrace, Illinois
January 26, 2026

STATE OF ILLINOIS
ILLINOIS STUDENT ASSISTANCE COMMISSION
ILLINOIS PREPAID TUITION PROGRAM
STATEMENT OF NET POSITION
June 30, 2025

ASSETS

Current

Cash and cash equivalents	\$ 2,436,046
Investments	86,702,324
Receivables:	
Contracts receivable	787,725
Recoverable taxes	535
Accrued interest on investments	<u>46,682</u>
Total current assets	<u>89,973,312</u>

Noncurrent

Investments	334,102,696
Contracts receivable	<u>1,844,729</u>
Total non-current assets	<u>335,947,425</u>

Total assets 425,920,737

LIABILITIES

Current

Accounts payable and accrued expenses	1,123,812
Due to State of Illinois component units	195,166
Tuition obligation	<u>84,509,699</u>
Total current liabilities	<u>85,828,677</u>

Noncurrent

Tuition obligation	<u>282,542,487</u>
--------------------	--------------------

Total liabilities 368,371,164

Net position, restricted \$ 57,549,573

See notes to financial statements.

STATE OF ILLINOIS
ILLINOIS STUDENT ASSISTANCE COMMISSION
ILLINOIS PREPAID TUITION PROGRAM
STATEMENT OF REVENUES, EXPENSES AND CHANGES IN NET POSITION
For the Year Ended June 30, 2025

Operating revenues:

Income from investment securities (net of closed end funds investment management fees of \$284,399; see Note 3)	\$ 23,860,843
Interest revenue, other	275,136
Fees	<u>142,384</u>
Total operating revenues	24,278,363

Operating expenses:

Salaries and employee benefits	645,471
Accreted tuition expense	13,382,650
Management and professional services	1,735,463
Investment management fees	74,803
Investment advisory fees	<u>41,109</u>
Total operating expenses	<u>15,879,496</u>

Change in net position

8,398,867

Net position, July 1, 2024

49,150,706

Net position, June 30, 2025

\$ 57,549,573

See notes to financial statements.

STATE OF ILLINOIS
ILLINOIS STUDENT ASSISTANCE COMMISSION
ILLINOIS PREPAID TUITION PROGRAM
STATEMENT OF CASH FLOWS
For the Year Ended June 30, 2025

Cash flows from operating activities	
Cash receipts from tuition contracts	\$ 1,762,565
Cash received from fees	142,384
Cash paid for refund of contracts	(22,329,832)
Cash paid for tuition	(70,374,657)
Cash payments to suppliers for goods and services	(2,168,993)
Cash payments to employees for services	(645,471)
Net cash used by operating activities	<u>(93,614,004)</u>
Cash flows from investing activities	
Purchase of investment securities	(142,659,337)
Proceeds from sales and maturities of investment securities	225,575,943
Interest and dividends on investments	8,849,941
Cash paid to investment managers	(74,803)
Transferred out for Unclaimed Property	(116,686)
Net cash provided by investing activities	<u>91,575,058</u>
Net decrease in cash and cash equivalents	(2,038,946)
Cash and cash equivalents, July 1, 2024	<u>4,474,992</u>
Cash and cash equivalents, June 30, 2025	<u>\$ 2,436,046</u>
Reconciliation of operating income to net cash used in operating activities	
Operating income, change in net position	\$ 8,398,867
Adjustments to reconcile operating income to net cash used by operating activities:	
Investment income and other interest income	(24,135,979)
Investment management fees	74,803
Investment advisory fees	40,459
Transferred out for Unclaimed Property	116,686
Decrease in assets:	
Contracts receivable	1,159,456
Increase (decrease) in liabilities:	
Accounts payable and accrued expenses and investments purchased	(729,431)
Due to State of Illinois component units	179,865
Accreted tuition expense	13,382,650
Tuition obligation, net	(92,101,380)
Total adjustments	<u>(102,012,871)</u>
Net cash used by operating activities	<u>\$ (93,614,004)</u>
Supplemental disclosure of noncash investing activities:	
Net appreciation in fair value of investments	<u>\$ 12,437,941</u>

See notes to financial statements.

STATE OF ILLINOIS
ILLINOIS STUDENT ASSISTANCE COMMISSION
ILLINOIS PREPAID TUITION PROGRAM
NOTES TO FINANCIAL STATEMENTS
Year Ended June 30, 2025

NOTE 1 – DESCRIPTION OF PROGRAM

The Illinois Student Assistance Commission (ISAC or Commission) administers the nonshared proprietary fund, Illinois Prepaid Tuition Program (*College Illinois!*[®] or Program) described below. A nonshared fund is a fund in which a single State agency is responsible for administering substantially all financial transactions of the fund.

Legislation authorizing ISAC to administer an Illinois Prepaid Tuition Program was passed in November 1997. The purpose of this program is to provide Illinois families with an affordable tax-advantaged method to pay for college. Illinois Prepaid Tuition contracts will allow participants to prepay the cost of tuition and mandatory fees at Illinois public universities and community colleges. Benefits of the contracts can also be used at private and out-of-state colleges and universities. Contracts can be purchased in a lump sum payment or in installments. Effective FY 2018, no new contracts are being sold by the Illinois Prepaid Tuition Program. See Note 10 for details.

The Illinois Prepaid Tuition Program Fund (Fund) is a non-appropriated fund.

Program Administration: Oversight of the Program is provided by the Illinois Student Assistance Commission, an agency of the State of Illinois, which was established more than 60 years ago with the mission of helping to make college accessible and affordable for Illinois students. The agency is governed by the Commission Board, a board of ten persons (barring temporary vacancies) appointed by the Governor, with the consent of the Illinois Senate. The Commission Board employs and provides strategic direction to an Executive Director who is responsible for overseeing and implementing the Commission's day-to-day operations. The Commission Board's administrative powers include but are not limited to adopting a sound Investment Policy; approving any changes to the investment manager structure; and monitoring and evaluating the investment performance of the Fund.

The Investment Committee (Committee) refers to a committee consisting of at least three members of the Commission with knowledge of investing. Investment Committee members shall be selected by the Chair of the Commission Board and approved by a vote of the Commission Board. The Investment Committee is generally responsible for monitoring Fund investments and performance to ensure compliance with the Investment Policy and making related recommendations to the Commission.

The Commission Board also appoints the members of the Investment Advisory Panel, in a manner consistent with the representation prescribed in the Illinois Prepaid Tuition Act. The Panel consists of seven persons (barring temporary vacancies) with expertise in the areas of accounting, actuarial practice, risk management or investment management. It provides advice to the Commission on issues related to the Program's financial policies and practices and its investment strategy and asset allocation with the objective of obtaining the best possible return on investments, consistent with the actuarial soundness of the Program. The Investment Advisory Panel may also advise on other aspects of the Program.

The Program has been designed to comply with all requirements relating to qualified tuition programs under Section 529 of the Internal Revenue Code of 1986 and Illinois law.

The financial statements of the Program administered by ISAC have been prepared in accordance with accounting principles generally accepted in the United States of America (GAAP) as prescribed by the Governmental Accounting Standards Board (GASB). To facilitate the understanding of data included in the financial statements, summarized below are the more significant accounting policies.

(Continued)

STATE OF ILLINOIS
ILLINOIS STUDENT ASSISTANCE COMMISSION
ILLINOIS PREPAID TUITION PROGRAM
NOTES TO FINANCIAL STATEMENTS
Year Ended June 30, 2025

NOTE 2 – SUMMARY OF SIGNIFICANT ACCOUNTING POLICIES

Reporting Entity: The Program does not have component units, nor is it a component unit of any other entity. The Program is not legally separate from the State of Illinois; it is included in the financial statements of the State as a proprietary fund. The State of Illinois' Annual Comprehensive Financial Report may be obtained by writing to the State Comptroller's Office, Financial Reporting Department, 325 West Adams Street, Springfield, Illinois 62704-1871.

The financial statements present only the Program administered by the State of Illinois, Illinois Student Assistance Commission (ISAC) and do not purport to, and do not, present fairly the financial position of the State of Illinois or ISAC as of June 30, 2025, and changes in their financial positions and cash flows, where applicable, for the year then ended in conformity with accounting principles generally accepted in the United States of America.

The assets of the Fund are to be preserved, invested, and expended solely pursuant to and for the purposes of the Fund and may not be loaned or otherwise transferred or used by the State for any other purpose.

Basis of Presentation: In government, the basic accounting and reporting entity is a fund. A fund is a self-balancing set of accounts segregated for specific purposes/activities generally in accordance with laws and regulations or specific restrictions or limitations on resource use. As a proprietary fund, a statement of net position, statement of revenues, expenses, and changes in net position, and statement of cash flows have been presented for the Program administered by ISAC.

Operating revenues result from exchange transactions associated with the principal activity of the Fund. Exchange transactions are those in which each party receives and gives up essentially equal values. Due to the nature of the Program activities, income from investments is considered an operating activity in the Statement of Revenues, Expenses, and Changes in Net Position. The Fund has no nonoperating activities.

Basis of Accounting: The Program is reported as an enterprise fund, using the economic resources measurement focus and the accrual basis of accounting.

Revenues are recorded when earned and expenses are recorded at the time liabilities are incurred, regardless of when the related cash flow takes place. The fund accounts for resources received and used for financing self-supporting activities of the Program that offers services (prepaid tuition contracts) on a user-charge basis to the general public.

Cash and Cash Equivalents: Cash and cash equivalents consist principally of deposits held in the State Treasury. Cash and cash equivalents include cash on hand, cash in banks, interest bearing deposits with banks, and investments in the Illinois Fund.

Investments: The Program presents investments on its Statement of Net Position at fair value or amortized cost which approximates fair value – see Note 3 for information on the determination of fair value. The net appreciation or depreciation in the fair value of investments since the prior fiscal year (or purchase date for Fiscal Year 2025 purchases) is included in investment income in the Statement of Revenues, Expenses, and Changes in Net Position. Dividend and interest income are recorded in the period earned.

(Continued)

STATE OF ILLINOIS
ILLINOIS STUDENT ASSISTANCE COMMISSION
ILLINOIS PREPAID TUITION PROGRAM
NOTES TO FINANCIAL STATEMENTS
Year Ended June 30, 2025

NOTE 2 – SUMMARY OF SIGNIFICANT ACCOUNTING POLICIES (Continued)

Contracts Receivable: Contracts receivable represents the amount the Program expects to receive from contract holders for contracts purchased on an installment basis. The actuarially determined present value of future contributions was \$2,632,454 as of June 30, 2025, using a 4.43% discount rate. The Program expects to receive contributions totaling \$787,725 in Fiscal Year 2026. This amount has been classified as current contracts receivable on the Statement of Net Position. The total contract receivable balance is expected to be received over the next nine years.

Interfund Transactions: The Program has the following type of interfund transactions with other funds of the State:

Loans—amounts provided with a requirement for repayment. Interfund loans are reported as interfund receivables (i.e., due from other funds) in lender funds and interfund payables (i.e., due to other funds) in borrower funds.

Reimbursements—repayments from the funds responsible for particular expenditures or expenses to the funds that initially paid for them. Reimbursements are reported as expenditures/expenses in the reimbursing fund and as a reduction of expenditures/expenses in the reimbursed fund.

Transfers—flows of assets (such as cash or goods) without equivalent flow of assets in return and without a requirement for repayment. Transfers are reported after nonoperating revenues and expenses.

Tuition Obligation: The tuition obligation in the Program represents the net contract amount for the 13,358 contracts held by the fund as of June 30, 2025, plus the actuarially determined present value of future benefits the Program expects to provide to contract holders for all contracts.

Net Position (Deficit): Net position at year-end (when positive) is restricted by the provisions of the tuition contracts, for tuition payments for beneficiaries of the contract owners, and administrative expenses. Net deficits however are categorized as unrestricted and represent the unfunded liability of the Program.

Use of Estimates: The preparation of financial statements requires management to make estimates and assumptions that affect the reported amounts of assets, deferred inflows of resources, liabilities, deferred outflows of resources, and disclosure of contingent assets and liabilities at the date of the financial statements and the reported amounts of revenues and expenses during the reporting period. Actual results could differ from those estimates.

Funding and Actuarial Assistance: Program funding is derived entirely from payments received from contract purchasers and the investment income earned by the Fund. The Commission has obtained actuarial assistance in order to measure the Fund's obligations. The assets of the Fund are to be preserved, invested, and expended solely pursuant to and for the purposes of the Fund and may not be loaned or otherwise transferred or used by the State for any other purpose.

(Continued)

STATE OF ILLINOIS
ILLINOIS STUDENT ASSISTANCE COMMISSION
ILLINOIS PREPAID TUITION PROGRAM
NOTES TO FINANCIAL STATEMENTS
Year Ended June 30, 2025

NOTE 3 – DEPOSITS AND INVESTMENTS

Investment Authority and Legal Compliance: The State Treasury is the custodian of the State's cash and cash equivalents for the Program maintained in the State Treasury. The investment authority for the State Treasury is found in the State Treasurer Act (15 ILCS 505), which authorizes the State of Illinois primary government and its component units to engage in a wide variety of investment activities. For further details please refer to the State of Illinois Annual Comprehensive Financial Report (ACFR). A copy of the ACFR can be obtained from the Illinois Office of the Comptroller at 325 West Adams, Springfield, Illinois 62704.

The Program independently manages cash and cash equivalents maintained outside the State Treasury.

The Commission Board members have ultimate responsibility for the success and safety of the investment program. Specific responsibilities of the Commission Board include, but are not limited to, the following:

1. Adopting a sound investment policy. The investment policy may be modified from time to time by action of the Commission and shall be adopted annually by the Commission in accordance with the Illinois Prepaid Tuition Act.
2. Adopting a sound asset allocation. The asset allocation shall be reviewed annually for reasonableness and a formal asset allocation study will be conducted at least every three years.
3. Approving any changes to the investment manager structure.
4. Approving the selection and termination of any investment service provider.
5. Monitoring and evaluating the investment performance of the Fund and ensuring the risk profile is consistent with investment policy objectives.
6. Establishing the primary duties and responsibilities of those accountable for achieving and reviewing investment results.
7. Adopting and reviewing, at least annually, the diversity policies required by section 30(b-5) of the Illinois Prepaid Tuition Act (110 ILCS 979/30(b-5)).

The Commission Board may not delegate its oversight and management responsibilities but will be assisted in its functions by other sub committees, panels, and agency staff.

The Commission Board by statute (Illinois Prepaid Tuition Act, 110 ILCS 979) is required to appoint an investment advisory panel to offer advice and counseling regarding the investments of the Program.

The Commission Board appoints members to the panel in a manner consistent with the representation prescribed in the Illinois Prepaid Tuition Act. The panel is required to annually review and advise the Commission on provisions of the strategic comprehensive investment plan.

The investment policy represents the comprehensive investment plan as referred to in the Illinois Prepaid Tuition Act. The investment policy is reviewed by the Commission Board annually and identifies a set of investment objectives, guidelines, and performance standards for the investment of the assets of the Fund.

The Commission Board also appoints an Investment Committee consisting of at least three (3) members of the Commission Board with knowledge of investing. Investment Committee members are selected by the Chair of the Commission Board and approved by a vote of the Commission Board. The Investment Committee meets at least quarterly with the Director of Investments and the Investment Consultant.

(Continued)

STATE OF ILLINOIS
ILLINOIS STUDENT ASSISTANCE COMMISSION
ILLINOIS PREPAID TUITION PROGRAM
NOTES TO FINANCIAL STATEMENTS
Year Ended June 30, 2025

NOTE 3 – DEPOSITS AND INVESTMENTS (Continued)

The Investment Committee is generally responsible for monitoring Fund investments and performance to ensure compliance with the Investment Policy and for considering investment initiatives for potential recommendation to the full Commission Board.

The Director of Investments is responsible for the day-to-day operation and oversight of the Fund and for coordinating the activities of the Investment Committee, the Investment Advisory Panel, and investment related activities of the Commission. The Director of Investments reports directly to the Executive Director and has a “dotted-line” reporting relationship to the Commission. The Director of Investments has the authority and responsibility to ensure that the Commission is adequately informed on matters and concerns relating to Fund investments. The Director of Investments will work closely with the Executive Director and Investment Consultant, to carry out the duties and responsibilities of this role.

In accordance with the Illinois Prepaid Tuition Act, the Commission may arrange to compensate for personalized investment advisory services rendered with respect to any or all of the investments under its control to an investment advisor registered under Section 8 of the Illinois Securities Law of 1953 or any bank or other entity authorized by law to provide those services.

A qualified investment consultant, on an ongoing basis, evaluates the Program. The primary role of the Investment Consultant is to provide the information, analysis, and advice required by the Investment Staff, Investment Advisory Panel, Investment Committee, and Commission Board to carry out their duties and to assist them in developing and implementing a prudent process for monitoring and evaluating Fund investments. The Investment Consultant will work closely with the Director of Investments but is expected to provide an independent perspective to the Investment Committee and Commission.

Written reports are provided to the Commission by the investment consultant no later than 45 days after the end of each calendar quarter. The Director of Investments and investment consultant meet with the various investment managers on a regular basis to review the investment guidelines and the asset/liability structure of the Program. The investment consultant also assists the Director of Investments, Investment Committee, Commission Board, and the Investment Advisory Panel with the selection of investment managers and custodians.

The qualified investment consultant retained by the Commission is expected to provide an independent perspective within the parameters set forth in the investment policy guidelines. The Program has contracted with Callan LLC to evaluate the investment performance of the Program on an ongoing basis.

The investment policy authorizes the Commission to utilize a third-party custodian to safe keep the assets of the Fund and to provide reports on a monthly basis to all relevant parties. The custodian retained by the Commission is required to exercise discretion within the parameters set forth in the investment policy guidelines for the portfolio(s) they manage on behalf of the Fund.

The Custodian has three primary responsibilities, namely: (1) Safekeeping of Assets – custody, pricing and accounting and reporting of assets owned by the Fund; (2) Trade Processing – track and reconcile assets that are acquired and disposed; and (3) Asset Servicing – maintain all economic benefits of ownership such as income collection, corporate actions, and proxy notification issues.

(Continued)

STATE OF ILLINOIS
ILLINOIS STUDENT ASSISTANCE COMMISSION
ILLINOIS PREPAID TUITION PROGRAM
NOTES TO FINANCIAL STATEMENTS
Year Ended June 30, 2025

NOTE 3 – DEPOSITS AND INVESTMENTS (Continued)

The Commission may direct that assets of the Program be placed in savings accounts or may use the same to purchase fixed or variable life insurance or annuity contracts, securities, evidence of indebtedness, or other investment products pursuant to the comprehensive investment plan and in such proportions as may be designated or approved under that plan.

The Commission also authorizes the hiring of professional investment managers to manage the assets of the Fund. Investment managers are hired who, by their record and experience have demonstrated their fiduciary responsibility, their investment expertise, their investment experience, and their capacity to undertake the mandate for which they are being considered. Investment managers retained for the Program acknowledge in writing that they are a fiduciary with respect to the Fund or that they are a fiduciary to a limited partnership or commingled fund in which the Fund is an investor.

Unless otherwise exempt from registration, investment managers need to be currently registered and maintain registration as an investment advisor under the Investment Advisors Act of 1940, a bank (as defined in the Act), or an insurance company qualified to perform investment management services under the law of more than one state unless otherwise approved on an exception basis.

The Commission has established strict guidelines to ensure that hiring decisions are made in a full-disclosure environment characterized by competitive selection, objective evaluation, and proper documentation. The overriding consideration with respect to all decisions is that they shall be made solely in the best interest of participants and beneficiaries of the Fund.

The Program investment policy dictates certain guidelines and restrictions that apply to each approved asset class. Such restrictions may include certain prohibited transactions, as well as restrictions on portfolio composition. In accordance with the investment policy approved on June 25, 2012, the Fund will not make any new direct private investments or new co-investments that are tied to a single company or investment.

Custodial Credit Risk - Deposits: Custodial credit risk is the risk that in the event of a bank failure, the Program's deposits may not be returned to it. State law (30 ILCS 230/2C) requires that all deposits of public funds be covered by FDIC insurance or eligible collateral. The Program has no policy that would further limit the requirements under State law. As of June 30, 2025, the Program's deposits held outside the State Treasury were not exposed to custodial credit risk.

Investments: ISAC is required annually to adopt a comprehensive investment policy to invest the funds received through contract payments. The Commission Board approved the Program's most recent revision to the investment policy in June 2025.

The comprehensive investment plan specifies the investment policies to be utilized by the Commission in its administration of the Program. The Commission may direct that assets of the Program be invested in a manner that will meet or exceed the return of the Policy Benchmark consistent with the actuarial soundness of the Fund and the risk level expected from the asset allocation. The investments should be in compliance with all applicable federal and state laws and other statutes governing the investment of Program resources.

(Continued)

STATE OF ILLINOIS
ILLINOIS STUDENT ASSISTANCE COMMISSION
ILLINOIS PREPAID TUITION PROGRAM
NOTES TO FINANCIAL STATEMENTS
Year Ended June 30, 2025

NOTE 3 – DEPOSITS AND INVESTMENTS (Continued)

The asset allocation targets are reviewed annually for reasonableness in relation to significant economic and market changes or to changes in the investment objectives. A formal asset allocation study is conducted as directed, but at least every three years, to verify or provide a basis for revising the targets. The asset allocation establishes target weights for each asset class and is designed to maximize the long-term expected return of the Program within an acceptable risk tolerance while providing liquidity to meet Program liabilities.

The Investment Committee and Commission approved the adoption and implementation of a Liability Driven Investment (LDI) strategy on April 22, 2024. The goal is to match future expected benefits with future expected cash flows from a structured US Treasury bond portfolio in order to minimize investment risk. As of June 30, 2025, approximately 79% of program assets are invested in US Treasury securities in accordance with the LDI strategy.

The table below establishes the asset allocation targets. In order to minimize trading costs and market risk associated with transitioning to the long-term targets, Program cash flows will be used to move gradually toward the long-term target weights.

<u>Asset Allocation</u>	<u>Policy Targets</u>	<u>Rebalancing Range</u>	
		<u>Lower Limit</u>	<u>Upper Limit</u>
U.S. equity	3.00%	0.00%	5.00%
Non-U.S. equity	0.00%	N/A	N/A
Fixed income	2.00%	0.00%	25.00%
High yield	1.00%	0.00%	7.00%
REIT	0.00%	0.00%	7.00%
Real estate	11.00%	N/A	N/A
Infrastructure	3.00%	N/A	N/A
Private equity	0.00%	N/A	N/A
Cash	80.00%	N/A	N/A

The primary benchmark (the Policy Benchmark) for evaluating the performance of the Program is a Target Index consisting of a market index or equivalent for each asset class, weighted in accordance with the target allocation. Over a three to five years period the Program is expected to generate returns, after payment of all fees and expenses, which exceed the returns of the Target Index.

(Continued)

STATE OF ILLINOIS
ILLINOIS STUDENT ASSISTANCE COMMISSION
ILLINOIS PREPAID TUITION PROGRAM
NOTES TO FINANCIAL STATEMENTS
Year Ended June 30, 2025

NOTE 3 – DEPOSITS AND INVESTMENTS (Continued)

The Target Index components are as follows.

<u>Asset Class</u>	<u>Index</u>	<u>Weight</u>
U.S. Equity	S&P 500	3.00%
Non-U.S. Equity	MSCI ACWI ex US	0.00%
Fixed Income	Bloomberg U.S. Aggregate	2.00%
High Yield	BofA MLHY Master II	1.00%
REIT	MSCI US REIT	0.00%
Real Estate	NCREIF ODCE	11.00%
Infrastructure	90-day T Bills	3.00%
Private Equity	S&P 500	0.00%
Cash	90-day T-Bills	80.00%

ISAC has established investment guidelines for the investment managers and conducts thorough due diligence before the appointment of all investment managers. ISAC has retained Astatine Capital Partners, Polen Capital Partners, Garcia Hamilton and Associates, Lyrical-Antheus Realty Partners, Portfolio Advisors, RhumbLine Advisers, State Street Global Advisors and The Rohatyn Group as investment managers to assist with the investment of the Program.

Use of funds invested on behalf of the Program by the investment managers is restricted to the payout of tuition and fee benefits for Program beneficiaries and the administrative costs of running the program.

As of June 30, 2025, 3.2% of the funds were invested in U.S. Equities, 2.6% in Fixed Income, 2.8% in Infrastructure Funds, 11.4% in Real Estate, 0.7% in High Yield, and 79.3% in cash and equivalents combined with treasury bills and notes.

Investments owned are reported at fair value or amortized cost as follows:

1. U.S. Government and Agency, Foreign and Corporate Obligations, Convertible Bonds – prices quoted by a major dealer in such securities.
2. Common Stock and Equity Funds, Preferred Stock, Foreign Equity Securities – (a) Listed – closing prices as reported on the composite summary of national securities exchanges; (b) Over-the-counter – bid prices.
3. Money Market Instruments – amortized cost which approximates fair values.
4. Real Estate Investments – fair values as determined by its investment managers and reviewed by Program investment staff and the investment consultant.
5. Private Equity, Absolute Return, and Infrastructure Funds – fair values as determined by its investment managers and reviewed by Program investment staff and the investment consultant. Valuations generally are based on the investee's last audited financial statements (generally December 31) and differences attributed to cash flows and subsequent events through June 30.

(Continued)

STATE OF ILLINOIS
ILLINOIS STUDENT ASSISTANCE COMMISSION
ILLINOIS PREPAID TUITION PROGRAM
NOTES TO FINANCIAL STATEMENTS
Year Ended June 30, 2025

NOTE 3 – DEPOSITS AND INVESTMENTS (Continued)

The Program's investment in REITs represents convertible debt, senior unsecured debt securities, and preferred and common equity securities. Investment strategies of private equity funds include secondary funds.

The Program's investments in infrastructure represent investments used to seek capital appreciation and current income by acquiring, holding, financing, refinancing, and disposing of infrastructure investment and related assets. Infrastructure assets include various public works such as water utility, toll roads, inland barge terminals and a gas pipeline system.

Private equity, real estate and infrastructure investment portfolios consist of passive interests in non-publicly traded companies. The Program had outstanding unfunded commitments of approximately \$0.3 million to private equity partnerships and \$5.3 million to infrastructure funds as of June 30, 2025.

Recoverable taxes are taxes paid by legacy international equity investment managers to foreign governments. ISAC's custodian then reclaims tax withheld on dividends and interest in markets where tax reclaim benefits are available. These legacy investment managers no longer have assets under management. Their accounts at the custodian consist solely of recoverable taxes.

(Continued)

STATE OF ILLINOIS
ILLINOIS STUDENT ASSISTANCE COMMISSION
ILLINOIS PREPAID TUITION PROGRAM
NOTES TO FINANCIAL STATEMENTS
Year Ended June 30, 2025

NOTE 3 – DEPOSITS AND INVESTMENTS (Continued)

The Program's cash and investments on June 30, 2025, are presented below by investment type and by investment manager:

<u>Asset Class</u>	<u>Investment Managers</u> <u>Asset Allocation at June 30, 2025</u>		<u>Fair Value</u>	<u>Asset Allocation</u>
	<u>Investment Manager</u>			
All-cap core equity	Rhumblin Advisers		\$ 13,540,365	3.20%
Total U.S. Equity			13,540,365	3.20%
International equity recoverable taxes	Northern Trust		535	0.00%
Total Non-U.S. equity			535	0.00%
Fixed income - Passive core	State Street Global Advisors		10,782,950	2.55%
Total fixed income			10,782,950	2.55%
High yield	Polen High Yield (DDJ Strategic Income Plus)		2,927,259	0.69%
Total high yield			2,927,259	0.69%
Real estate - Private Equity	Lyrical - Antheus		48,140,367	11.37%
Total Real Estate			48,140,367	11.37%
Infrastructure-Diversified Value Add	Astatine Capital Partners		28,467	0.01%
Infrastructure-Asia Opportunities	The Rohatyn Group		11,879,673	2.81%
Total infrastructure			11,908,140	2.81%
Private equity secondary FoFs	Portfolio Advisors		128,534	0.03%
Total Private Equity			128,534	0.03%
Treasury Bills and Treasury Notes	Garcia Hamilton		333,377,405	78.77%
			333,377,405	78.77%
Total investments			420,805,555	99.42%
Cash and equivalents	Northern Trust		246,432	0.06%
Cash and equivalents	Illinois Funds, Treasury and lock box		2,189,614	0.52%
Total cash and cash equivalents			2,436,046	0.58%
Total portfolio			\$ 423,241,601	100.00%

(Continued)

STATE OF ILLINOIS
ILLINOIS STUDENT ASSISTANCE COMMISSION
ILLINOIS PREPAID TUITION PROGRAM
NOTES TO FINANCIAL STATEMENTS
Year Ended June 30, 2025

NOTE 3 – DEPOSITS AND INVESTMENTS (Continued)

Investment Management Fees: The Program has contracted with Commission-approved investment managers to manage the assets of the Program. The investment managers serve as investors and investment advisors to the Program.

For investment managers who invest moneys in publicly held securities the Program pays an investment management fee for investment management services. The investment management fee is based upon contractually agreed upon conditions and provisions. Investment management fee expense for investments in publicly held securities amounted to \$74,803 for the year ended June 30, 2025, and is accounted for in the Statement of Revenues, Expenses, and Changes in Net Position.

For investment managers of alternative investments (not publicly held securities) the Program pays an investment advisory fee. The investment advisory fees are calculated based upon the terms and conditions agreed upon with each individual contractual agreement and are recognized as investment advisory fees expense in the Statement of Revenues, Expenses, and Changes in Net Position. Investment advisory expense as reflected in the Statement of Revenues, Expenses, and Changes in Net Position for Fiscal Year 2025 amounts to \$41,109.

For certain alternative investment managers of private equity, infrastructure and real estate which are closed end funds and ISAC is a limited partner, the investment advisory fee is reflected in a slightly different way. If the investment management fees are outside of the Limited Partner's capital account, then the fees are included as part of the investment advisory fees expense in the Statement of Revenues, Expenses, and Changes in Net Position. If the closed-end fund accounts for management fees within the Limited Partner's capital account, then management fee expense is included in the Net Asset Value calculation and would therefore be included in the income from investment securities on the Statement of Revenues, Expenses and Changes in Net Position.

Investment managers who fall into the last category are listed below:

- Lyrical-Antheus Realty Partners
- Astatine Capital Partners
- The Rohatyn Group
- Portfolio Advisors

Approximately \$284,399 in investment advisory fees and no performance fees are included in the amount reported for income from investment securities for the Fiscal Year ending June 30, 2025, and is accounted for as a part of the income from investment securities in the Statement of Revenues, Expenses, and Changes in Net Position. Additionally, these amounts are reflected in the carrying value on the Statement of Net Position.

(Continued)

STATE OF ILLINOIS
ILLINOIS STUDENT ASSISTANCE COMMISSION
ILLINOIS PREPAID TUITION PROGRAM
NOTES TO FINANCIAL STATEMENTS
Year Ended June 30, 2025

NOTE 3 – DEPOSITS AND INVESTMENTS (Continued)

The State Treasurer is the custodian of the State’s cash and cash equivalents for the Program maintained in the State Treasury. Amounts on deposits in the custody of the State Treasurer totaled \$2,153,853 on June 30, 2025. These deposits are pooled and invested with other State funds in accordance with the Deposit of State Moneys Act of the Illinois Compiled Statutes (15 ILCS 520/11). Funds held by the State Treasurer have not been addressed as to custodial credit risk because the Program does not own individual securities. Funds held by the State Treasurer are not rated for credit risk and the interest rate risk cannot be determined because the weighted average maturity information for these amounts is not available for individual funds. Details on the nature of these deposits and investments, along with risk disclosures, are available within the State of Illinois’ Annual Comprehensive Financial Report.

Interest Rate Risk: Interest rate risk is the risk that changes in interest rates of debt investments will adversely affect the fair value of an investment. The Program’s policy for managing interest rate risk is to monitor duration against an appropriate benchmark index.

The duration of the portfolios, by Manager, for the fixed income securities (excluding real estate portfolio), compared to the benchmark index(s) is as follows:

<u>Fixed Income Portfolio Manager</u>	<u>Average Duration</u>	<u>Bloomberg Aggregate Bond Index</u>	<u>Bloomberg Int. Government/ Credit Index</u>
Garcia Hamilton Laddered Treasury	2.37 Years	6.06 Years	N/A
SSGA U.S. Aggregate Bond Index (common collective trust)	6.06 Years	6.06 Years	N/A

(Continued)

STATE OF ILLINOIS
ILLINOIS STUDENT ASSISTANCE COMMISSION
ILLINOIS PREPAID TUITION PROGRAM
NOTES TO FINANCIAL STATEMENTS
Year Ended June 30, 2025

NOTE 3 – DEPOSITS AND INVESTMENTS (Continued)

Portfolio Weighted Average Maturity

Portfolio Weighted Average
June 30, 2025

<u>Investment Type</u>	<u>Fair Value</u>	<u>Weighted Average Maturity (in Years)</u>
U.S. Treasury notes	\$ 330,517,709	2.62
Bond common collective trust	<u>10,782,950</u>	8.29
Total fair value	<u>\$ 341,300,659</u>	
Portfolio weighted average maturity		<u>2.80</u>

Credit Risk: Credit risk is the risk that an issuer or other counterparty to an investment will not fulfill its obligations. The operational guidelines for actively managed bond managers set forth in the Program investment policy are:

- The weighted average credit quality of portfolio holding will not fall below A- or equivalent.
- No more than 20% of the portfolio will be invested in issues rated below Baa3 or BBB-, A2 or P2.
- No more than 10% in non-U.S. securities (dollar and non-dollar) rated below investment grade.
- Should a security be downgraded to a rating of "B" or below, the investment manager will determine the appropriate action (sell or hold) based on the perceived risk and expected return of the position and will inform the Director of Investments and the Investment Consultant in writing of the action taken.

(Continued)

STATE OF ILLINOIS
ILLINOIS STUDENT ASSISTANCE COMMISSION
ILLINOIS PREPAID TUITION PROGRAM
NOTES TO FINANCIAL STATEMENTS
Year Ended June 30, 2025

NOTE 3 – DEPOSITS AND INVESTMENTS (Continued)

The following tables indicate credit ratings, as of June 30, 2025, for the Program's debt security investments (other than obligations of the U.S. Government or obligations explicitly guaranteed by the U.S. Government which are not considered to have credit risk). Ratings for debt security investments that have multiple ratings are on the following page:

Credit Ratings (Excludes Multiple-Rated Securities)
June 30, 2025

	<u>Total Fair Value</u>	<u>Moody's**</u>
Money market mutual funds	\$ 3,523,481	NR
Illinois Funds	8,797	NR
Bond common collective trust	10,782,950	NR

*NR - Not rated

Credit Ratings (Multiple-Rated Securities)
June 30, 2025

<u>Rating Agency</u>		<u>Credit Rating</u>	<u>Total Fair Value</u>
Moody's	U.S. Treasury notes	Aaa	\$ 305,788,587
	U.S. Treasury notes	*TSY	24,729,122
			<u>\$ 330,517,709</u>

*TSY - Treasury Yield

(Continued)

STATE OF ILLINOIS
ILLINOIS STUDENT ASSISTANCE COMMISSION
ILLINOIS PREPAID TUITION PROGRAM
NOTES TO FINANCIAL STATEMENTS
Year Ended June 30, 2025

NOTE 3 – DEPOSITS AND INVESTMENTS (Continued)

Custodial Credit Risk: Custodial credit risk for investments is the risk that, in the event of a failure of the counterparty, the Program will not be able to recover the value of the investment or collateral securities that are in the possession of an outside party. The Program does not have an investment policy for custodial credit risk for investments.

The Program is not exposed to custodial credit risk at June 30, 2025.

Concentration of Credit Risk: Concentration of credit risk is the risk of loss attributed to the magnitude of an investment in a single issuer.

The operational guidelines as set forth in the Program's investment policy indicate:

- For fixed income managers no more than five percent of the fixed income portfolio at time of purchase may be invested in any one company, except for U.S. government or agency issues.
- For investments in international equity, investment in any one issuer shall not exceed five percent of the market value of the portfolio at the time of purchase. No more than ten percent of the market value of the portfolio may be held in any one issuer at any time. Investment in any one company in the portfolio may be no more than ten percent of the total market value of that company.
- For investments in domestic equity, investment in any one issuer shall not exceed five percent of the market value of the portfolio at the time of purchase. No more than ten percent of the market value of the portfolio may be held in any one issuer at any time. Investment in any one company in the portfolio may be no more than ten percent of the total market value of that company.

As of June 30, 2025, there were no investments subject to concentration of credit risk.

Foreign Currency Risk: Foreign currency risk is the risk that changes in currency exchange rates will adversely affect the fair value of an investment.

The Program's investments in international equity are in compliance with the guidelines of the investment policy. As of June 30, 2025, the Program is not invested in international equities.

Polen managed accounts owned Arctic Canadian Diamond Company (ACDC) which was purchased by Burgundy Diamond Mines Limited (BDM). Pursuant to the SPA, as consideration for the common stock of ACDC, BDM paid ordinary shares in BDM equity listed in Australia (ticker:BDM.AU). Therefore, we had some small AUD foreign currency exposure resulting from such dividends.

(Continued)

STATE OF ILLINOIS
ILLINOIS STUDENT ASSISTANCE COMMISSION
ILLINOIS PREPAID TUITION PROGRAM
NOTES TO FINANCIAL STATEMENTS
Year Ended June 30, 2025

NOTE 3 – DEPOSITS AND INVESTMENTS (Continued)

Investments Denominated in Foreign Currency
June 30, 2025
Fair Value in U.S. Dollars

Foreign Currency Denomination	Cash and Cash Equivalents	Fixed Income	Pending Trades Fixed Income Investments	Totals
Australian dollar	\$ 3,963	\$ -	\$ -	\$ 3,963
Total	<u>\$ 3,963</u>	<u>\$ -</u>	<u>\$ -</u>	<u>\$ 3,963</u>

Valuation: The Program categorizes its fair value measures within the fair value hierarchy established by generally accepted accounting principles. The hierarchy is based on the valuation inputs used to measure the fair value of the asset. Level 1 inputs are quoted prices in active markets for identical assets; Level 2 inputs are significant other observable inputs (see pages 16-17); and leveling is not required for investments held at amortized cost. The Program has the following as of June 30, 2025:

Investments by fair value level	June 30, 2025	Quoted Prices in Active Markets for Identical Assets (Level 1)	Significant Other Observable Inputs (Level 2)	Leveling Not Required
Debt securities				
U.S. Treasury notes	\$ 330,517,709	\$ -	\$ 330,517,709	\$ -
Common collective trust	10,782,950	-	10,782,950	-
Corporate equity securities	13,540,365	13,540,365	-	-
Money market mutual funds	3,523,481	-	-	3,523,481
Equity in public treasurer's investment pool (Illinois Funds)	8,797	-	-	8,797
Total investments by fair value level	<u>\$ 358,373,302</u>	<u>\$ 13,540,365</u>	<u>\$ 341,300,659</u>	<u>\$ 3,532,278</u>

Investments measured at the net asset value (NAV)	June 30, 2025
Real estate	\$ 48,140,367
Private equity	128,534
Infrastructure	11,908,140
High yield fund	<u>2,509,905</u>
Total investments measured at the NAV	<u>\$ 62,686,946</u>
Total investments measured at fair value or amortized cost	<u>\$ 421,060,249</u>

(Continued)

STATE OF ILLINOIS
ILLINOIS STUDENT ASSISTANCE COMMISSION
ILLINOIS PREPAID TUITION PROGRAM
NOTES TO FINANCIAL STATEMENTS
Year Ended June 30, 2025

NOTE 3 – DEPOSITS AND INVESTMENTS (Continued)

The valuation method of investments measured at the net asset value (NAV) per share (or its equivalent) is presented on the following table.

	<u>Fair Value</u>	<u>Unfunded Commitments</u>	Redemption Frequency If Currently <u>Eligible</u>	Redemption Notice <u>Period</u>
Real estate	\$ 48,140,367	\$ -	N/A	N/A
Private equity	128,534	313,571	N/A	N/A
Infrastructure	11,908,140	5,338,784	N/A	N/A
High yield fund	<u>2,509,905</u>	<u>-</u>	Quarterly	60 days notice
Total investments measured at NAV	<u>\$ 62,686,946</u>	<u>\$ 5,652,355</u>		

Real Estate Investment Trust: This investment manager opportunistically sources, structures and executes investments in real estate operating companies. The fair values of the investment in this type have been determined using the NAV per share of the investment. This investment can be redeemed quarterly with 30 days' notice. A liquidating account may be used during period of market stress to provide orderly liquidation. This investment was liquidated during the Fiscal Year 2026.

Real Estate: This type includes one real estate fund that invests primarily in U.S. commercial and residential real estate. Lyrical Antheus Realty Partners III, LP recognizes the partners' capital at cost basis on their financial statements has been adjusted to reflect the investment on a fair value basis. Private market investments are illiquid in nature. Distributions from each fund will be received as the underlying investments of the funds are liquidated by the general partner. It is expected that the underlying assets of the fund will be liquidated over the next four years with 20% within Fiscal Year 2026.

Private Equity: This type includes one private equity fund which invests in a diversified portfolio of private equity limited partnerships purchased in the secondary market. The fair values of the investments in this type have been determined using the NAV per share of the Program's ownership investment in partners' capital. Private market investments are illiquid in nature. Distributions from the fund will be received as the underlying investments of the fund are liquidated by the general partner. It is expected that the underlying assets of the fund will be liquidated with 50% within Fiscal Year 2026, with the remainder over the following year.

Infrastructure: This type includes two infrastructure funds which invest in infrastructure and related assets in the United States, Asia, and Europe. The fair values of the investments in this type have been determined using the NAV per share of the Program's ownership investment in partners' capital. Private market investments are illiquid in nature. Distributions from each fund will be received as the underlying investments of the funds are liquidated by the general partner. It is expected that the underlying assets of the funds will be liquidated over the next three years with 25% to 100% (varies by investment manager) within Fiscal Year 2026.

(Continued)

STATE OF ILLINOIS
ILLINOIS STUDENT ASSISTANCE COMMISSION
ILLINOIS PREPAID TUITION PROGRAM
NOTES TO FINANCIAL STATEMENTS
Year Ended June 30, 2025

NOTE 3 – DEPOSITS AND INVESTMENTS (Continued)

Absolute Return: This type includes one absolute return funds of funds. This fund targets consistent, positive absolute returns with minimal beta to major equity and fixed income markets. The fair values of the investments in this type have been determined using the NAV per share of the Program's ownership investment in partners' capital. assets. The fund will withhold a percentage pending the completion of the annual audit. The fund is in the process of liquidating. Approximately \$25.4 million was liquidated in fiscal years 2022, 2023 and 2024 and the remainder \$0.3 million was liquidated in Fiscal Year 2025.

High Yield: This type seeks income and gains through trading and investing in securities. The fair value of the investment in this type has been determined using the NAV per share of the Program's ownership investment in partners' capital. 90% of liquid securities are available within 30 days of quarter end with 60 days' notice prior to quarter end. Up to 25% of the fund may be invested in illiquid securities. Ten percent of any withdrawal may be held until 30 days following the annual audit.

NOTE 4 – INTERFUND BALANCES AND ACTIVITY

As of June 30, 2025, the Program owed \$195,166 to Illinois Universities for payment of tuition and fee benefits.

NOTE 5 – PERSONNEL COST REIMBURSEMENT

Based on cost allocation policy, all payroll-related costs were paid out of the Student Loan Operating Fund. This includes salary, benefits, and any vacation or sick payout should they be incurred. On a monthly basis, College Illinois reimburses the Student Loan Operating Fund for the related hours worked and costs incurred by its direct staff.

(Continued)

STATE OF ILLINOIS
ILLINOIS STUDENT ASSISTANCE COMMISSION
ILLINOIS PREPAID TUITION PROGRAM
NOTES TO FINANCIAL STATEMENTS
Year Ended June 30, 2025

NOTE 6 – TUITION OBLIGATION

The tuition obligation is management’s estimate of the present value of the estimated tuition payments to be made and is expected to be financed from investments of prepaid tuition contracts. The estimate for the future tuition obligation is based on a closed group projection for existing contracts assuming no new contract sales after June 30, 2025. See actuarial assumptions and additional information in Note 10.

Tuition obligation activity for the year ended June 30, 2025, is as follows:

Balance, July 1, 2024		\$ 445,770,916
Add:		
Contributions received in FY 2025		1,762,565
Change in contracts receivable, at present value*		(1,159,456)
Adjust tuition obligation based on actuarial valuation		13,382,650
Less:		
Return of contributions		(22,329,832)
Tuition payments		<u>(70,374,657)</u>
 Balance June 30, 2025**		 <u>\$ 367,052,186</u>
 Reported as:		
Current		\$ 84,509,699
Noncurrent		<u>282,542,487</u>
		 <u>\$ 367,052,186</u>

* See Note 10. Discount rate used in determining present value was 4.43%.

** The accreted tuition expense is calculated at least annually by the Commission’s actuary and is an estimate based on the weighted average increase in tuition and mandatory fees for Illinois public colleges and universities. Accreted tuition expense is reflected as an expense in the Statement of Revenues, Expenses, and Changes in Net Position and as an increase (or decrease) to the tuition obligation on the Statement of Net Position.

NOTE 7 – PENSION PLAN

A majority of ISAC’s full-time employees who are not eligible for participation in another state-sponsored retirement plan participate in the State Employees’ Retirement System (SERS), which is a pension trust fund in the State of Illinois reporting entity. The SERS is a single-employer defined/benefit public employee retirement system (PERS) in which State employees participate, except those covered by the State Universities, Teachers’, General Assembly, and Judges’ Retirement Systems. The financial position and results of operations of the SERS for Fiscal Year 2025 are included in the State of Illinois’ Annual Comprehensive Financial Report (ACFR) for the year ended June 30, 2025. The SERS issues a separate ACFR that may be obtained by writing to the SERS, 2101 South Veterans Parkway, Springfield, Illinois 62794-9255.

(Continued)

STATE OF ILLINOIS
ILLINOIS STUDENT ASSISTANCE COMMISSION
ILLINOIS PREPAID TUITION PROGRAM
NOTES TO FINANCIAL STATEMENTS
Year Ended June 30, 2025

NOTE 7 – PENSION PLAN (Continued)

A summary of SERS benefit provisions, changes in benefit provisions, employee eligibility requirements including eligibility for vesting, and the authority under which benefit provisions are established are included as an integral part of the SERS' ACFR. Also included is a discussion of employer and employee obligations to contribute and the authority under which those obligations are established.

The Commission pays employer retirement contributions for the Program based upon an actuarially determined percentage of its payroll. For Fiscal Year 2025, the employer contribution rate was 51.180%. The required and actual contribution for Fiscal Year 2025 was \$189,745. Contributions to SERS and the net pension liability related to the SERS pension plan are recorded by the Commission's Student Loan Operating Fund.

NOTE 8 – POST-EMPLOYMENT BENEFITS

The State provides health, dental, vision, and life insurance benefits for retirees and their dependents in a program administered by the Department of Healthcare and Family Services along with the Department of Central Management Services. Substantially all State employees become eligible for post-employment benefits if they eventually become annuitants of one of the State sponsored pension plans. Health, dental, and vision benefits include basic benefits for annuitants and dependents under the State's self-insurance plan and insurance contracts currently in force. Annuitants may be required to contribute towards health, dental, and vision benefits in accordance with Public Act 97-0695.

The total cost of the State's portion of health, dental, vision, and life insurance benefits of all members, including post-employment health, dental, vision, and life insurance benefits, is recognized as an expenditure by the State in the Illinois Annual Comprehensive Financial Report. The State finances the costs on a pay-as-you-go basis.

The total costs incurred and related liabilities for health, dental, vision, and life insurance benefits are not separated by department, fund or component unit for annuitants and their dependents nor active employees and their dependents.

A summary of post-employment benefit provisions, changes in benefit provisions, employee eligibility requirements, including eligibility for vesting, and the authority under which benefit provisions are established are included as an integral part of the financial statements of the Department of Healthcare and Family Services. A copy of the financial statements of the Department of Healthcare and Family Services may be obtained by writing to the Department of Healthcare and Family Services, 201 South Grand Ave., Springfield, Illinois 62763-3838.

(Continued)

STATE OF ILLINOIS
ILLINOIS STUDENT ASSISTANCE COMMISSION
ILLINOIS PREPAID TUITION PROGRAM
NOTES TO FINANCIAL STATEMENTS
Year Ended June 30, 2025

NOTE 9 – FUND SURPLUS

As of June 30, 2025, the Program has a surplus in net position of \$57,549,573.

The table below details a reconciliation of the fund balance in the financial statements to the surplus in the Actuarial Soundness Report as of June 30, 2025.

Surplus per actuarial soundness report	\$ 50,147,135
Present value of accrued future administrative expense	8,674,734
Net other accrued assets/liabilities	<u>(1,272,296)</u>
Fund balance per Statement of Net Position	<u>\$ 57,549,573</u>

NOTE 10 – PROGRAM RISKS AND ACTUARIAL DATA

The Program's ability to honor existing and future contracts depends primarily upon two factors: (i) achieving a projected annual net return on Program investments; and (ii) actual tuition/fee increases being within projected amounts.

Gabriel, Roeder, Smith and Company, the independent actuarial firm retained by College Illinois!®, has performed an actuarial soundness valuation of College Illinois!®, the State's section 529 prepaid tuition program, as of June 30, 2025, to evaluate the financial viability of the Program as of June 30, 2025. The complete Actuarial Soundness Report as of June 30, 2025, is included in the Other Information Section.

As detailed in the attached Actuarial report the Program enrollment has been on hold since Fiscal Year 2018 and will continue to be on hold for the 2025/2026 enrollment period. The Program continues to operate as usual with no change in benefits, customer service, or plan administration. Those with beneficiaries in college continue to see benefit payments paid as usual. The Program retains a substantial investment portfolio in a separate fund to pay obligations, and was fully funded as of June 30, 2025. As always, actuarial reports necessarily represent a point in time and will change in the future, up or down, based on a variety of factors, including market volatility and tuition and fee growth.

The Program is not supported by the full faith and credit of the State of Illinois, nor is it guaranteed by the State's general fund. The Program is a moral obligation of the State of Illinois requiring the Governor to request an appropriation from the State General Assembly in case the Commission and the Governor determine that the Program does not have adequate assets to meet its contractual obligations in an upcoming fiscal year. While the General Assembly has fulfilled other moral obligations of the State of Illinois in the past, it is not obligated to appropriate, and no assurances can be made that the General Assembly will appropriate sufficient moneys to meet the Program's contractual obligations.

If it is determined by the Commission, with the concurrence of the Governor, that the Program is financially infeasible, the Commission may prospectively discontinue the Program. Pursuant to the prepaid tuition statute, if the Program is discontinued, beneficiaries who are or will enroll within five years at an eligible institution shall be entitled to exercise the complete benefits specified in the contract; all other contract holders shall receive an appropriate refund of all contributions and accrued interest up to the time the Program is discontinued.

(Continued)

STATE OF ILLINOIS
ILLINOIS STUDENT ASSISTANCE COMMISSION
ILLINOIS PREPAID TUITION PROGRAM
NOTES TO FINANCIAL STATEMENTS
Year Ended June 30, 2025

NOTE 10 – PROGRAM RISKS AND ACTUARIAL DATA (Continued)

The following is a summary of the actuarial present value (APV) of the future benefits obligation, funded ratio, and significant assumptions used.

APV of future benefits obligation*	\$	<u>367,052,186</u>
Funded ratio		113.30%
Actuarial assumptions:		
Actuarial valuation date		June 30, 2025
Assumed net investment return		4.43% in FY26 then grading down in annual increments of 0.286 to an ultimate investment rate of 3.00% for fiscal years on and after 2031
Rates of cancellation		Varies according to years from projected college entrance year
Tuition increase all contract types:		
All future years		5.00%

* For all existing contracts as of June 30, 2025.

The actuarial present value of the future benefits obligation decreased by approximately \$79 million compared to the balance reported on June 30, 2024. Contributing to the overall decrease was tuition paid during Fiscal Year 2025.

NOTE 11 – RISK MANAGEMENT

The Commission is exposed to various risks of loss related to torts; theft of, damage to, and destruction of assets; errors and omissions; workers' compensation and natural disasters. The State retains the risk of loss (i.e., self-insured) for these risks except for insurance purchased by the Commission for the building and EDP equipment. There has been no reduction in insurance coverage from coverage in the prior year. Settlement amounts have not exceeded coverage for the current or prior two years. The Commission's risk management activities for workers' compensation are financed through appropriations to the Illinois Department of Central Management Services and are accounted for in the general fund of the State. The claims are not considered to be a liability of the Commission and, accordingly, have not been reported in the Commission's financial statements for the year ended June 30, 2025.

(Continued)

STATE OF ILLINOIS
ILLINOIS STUDENT ASSISTANCE COMMISSION
ILLINOIS PREPAID TUITION PROGRAM
NOTES TO FINANCIAL STATEMENTS
Year Ended June 30, 2025

NOTE 12 – NEW ACCOUNTING PRONOUNCEMENTS

In June 2022, the GASB issued Statement No. 101, *Compensated Absences*. The objective of this Statement is to better meet the information needs of financial statement users by updating the recognition and measurement guidance for compensated absences. That objective is achieved by aligning the recognition and measurement guidance under a unified model and by amending certain previously required disclosures. The requirements of this Statement are effective for the Commission's fiscal year ended June 30, 2025. Management has evaluated the applicability of this Statement and has determined it has no material impact on the financial statements of the Illinois Prepaid Tuition Program for the year ended June 30, 2025.

In December 2023, the GASB issued Statement No. 102, *Certain Risk Disclosures*. The objective of this Statement is to provide users of government financial statements with essential information about risks related to a government's vulnerabilities due to certain concentrations or constraints. The requirements of this Statement are effective for the Commission's fiscal year ended June 30, 2025. Management has evaluated the applicability of this Statement and has determined it has no material impact on the financial statements of the Illinois Prepaid Tuition Program for the year ended June 30, 2025.

OTHER INFORMATION

College Illinois!® Prepaid Tuition Program

Actuarial Soundness Valuation Report as of
June 30, 2025





September 22, 2025

Mr. Eric Zarnikow
Executive Director
Illinois Student Assistance Commission
1755 Lake Cook Road
Deerfield, Illinois 60015-5209

Re: College Illinois!® Prepaid Tuition Program Actuarial Soundness Valuation as of June 30, 2025

Dear Mr. Zarnikow:

In accordance with the request of the Illinois Student Assistance Commission ("ISAC"), Gabriel, Roeder, Smith & Company ("GRS") has performed an actuarial soundness valuation of the College Illinois!® Prepaid Tuition Program ("CIPTP") as of June 30, 2025. Although the term "actuarial soundness" is not specifically defined, the primary purpose of this actuarial valuation is to evaluate the financial status of the program as of June 30, 2025.

This report presents the principal results of the actuarial soundness valuation of the CIPTP including the following:

- A comparison of the actuarial present value of the obligations for prepaid tuition contracts purchased through June 30, 2025, with the value of the assets associated with the program as of that same date;
- An analysis of the factors which caused the deficit/surplus to change since the prior actuarial valuation;
- Sensitivity testing; and
- A summary of the actuarial assumptions and methods utilized in the actuarial calculations.

This report was prepared at the request of ISAC and is intended for use by ISAC and those designated or approved by ISAC. This report may be provided to parties other than ISAC only in its entirety and only with the permission of ISAC. This report should not be relied on for any purpose other than the purpose described above.

The actuarial soundness valuation results set forth in this report are based upon data and information furnished by ISAC, concerning program benefits, financial transactions, and beneficiaries of the CIPTP. We reviewed this information for internal and year-to-year consistency, but did not audit the data. We are not responsible for the accuracy or completeness of the information provided by the Illinois Student Assistance Commission. Further, the data and information provided is through June 30, 2025, and does not reflect subsequent market volatility.

The actuarial soundness valuation results summarized in this report involve actuarial calculations that require assumptions about future events. Most of the actuarial assumptions (with the exception of the investment return assumption and the tuition and fee increase assumption) used in this valuation were based on an experience review for the period from July 1, 2014, to June 30, 2023, and were adopted for use commencing with the June 30, 2024, actuarial valuation.

With regard to the investment return assumption and the tuition and fee increase assumption, ISAC annually provides us with a detailed analysis of these two assumptions and prescribes the corresponding rates to use for the annual actuarial valuation. As such, these assumptions were provided by and are the responsibility of ISAC.

Based on information provided to us by ISAC, the investment return assumption and tuition and fee increase assumptions for the June 30, 2025, actuarial valuation are as follows:

- The net investment return assumption under the “select and ultimate” rate structure was maintained from the prior valuation with an initial rate of 5.00 percent for fiscal year 2024 grading down to the ultimate rate of 3.00 percent in fiscal years on and after 2031 (in 0.286 percent annual increments). The initial rate used in this valuation is 4.429 percent for fiscal year 2026.
- The tuition and fee increase assumption was maintained at 5.00 percent per year for all types of contracts.

The Investment Committee and Commission approved the adoption and implementation of a Liability Driven Investment (LDI) strategy on April 22, 2024. The goal is to match future expected benefits with future expected cash flows from a structured U.S. Treasury bond portfolio in order to minimize investment risk. As of June 30, 2025, approximately 79 percent of program assets are invested in U.S. Treasury securities in accordance with the LDI strategy. Based on the LDI strategy current asset allocation and 2025 capital market assumptions from ISAC's investment consultant, the 10-year geometric mean return is 4.90 percent, which supports the current select and ultimate investment return assumption.

The College Illinois!® Prepaid Tuition Program stopped accepting new contracts as of the 2017/2018 enrollment period and is still not accepting new contracts for the 2025/2026 enrollment period. According to the ISAC website, “College Illinois! is no longer accepting new enrollments.”

There are currently no Actuarial Standards of Practice which specifically relate to prepaid tuition plans. We have looked to the Actuarial Standards of Practice related to pensions for guidance due to their similar nature.

Considering the current asset allocation, current and future liquidity requirements and the fact that program enrollment is on hold, we believe the net investment rate of return assumption of 4.429 percent in fiscal year 2026 grading down to 3.00 percent in 2031, on a select and ultimate basis, is reasonable for the purposes of measuring the Program's future obligations. Additionally, we believe the assumed rate of tuition increases of 5.00 percent per year is reasonable for the purpose of measuring the Program's future obligations, with a small margin for conservatism.

Future actuarial measurements may differ significantly from the current measurements presented in this report due to such factors as the following: plan experience differing from that anticipated by the economic or demographic assumptions; changes in economic or demographic assumptions; and changes in plan provisions or applicable law. We have performed an analysis of the sensitivity of certain changes in future assumptions.

We believe that the actuarial methods and assumptions used in this report are reasonable and appropriate for the purpose for which they have been used. The combined effect of the assumptions, excluding prescribed assumptions or methods set by law, is expected to have no significant bias (i.e., not significantly optimistic or pessimistic). In addition, because it is not possible or practical to consider every possible contingency, we may use summary information, estimates, or simplifications of calculations to facilitate the modeling of future events. We may also exclude factors or data that are deemed to be immaterial.

To the best of our knowledge, the information contained in this report is accurate and fairly presents the actuarial position of the College Illinois!® Prepaid Tuition Program as of June 30, 2025. All calculations have been made in conformity with generally accepted actuarial principles and practices commonly applicable to similar types of arrangements.

This report was prepared using our proprietary valuation model and related software which, in our professional judgment, has the capability to provide results that are consistent with the purposes of the valuation, and has no material limitations or known weaknesses. We performed tests to ensure that the model reasonably represents that which is intended to be modeled. We are relying on the GRS actuaries and Internal Software, Training, and Processes Team who developed and maintain the model.

Alex Rivera, James R. Sparks, and Joshua Murner are Members of the American Academy of Actuaries (MAAA) and meet the Qualification Standards of the American Academy of Actuaries to render the actuarial opinions contained herein.

Mr. Eric Zarnikow
Illinois Student Assistance Commission
September 22, 2025
Page 4

Alex Rivera, James R. Sparks, and Joshua Murner are independent of ISAC.

Respectfully submitted,
Gabriel, Roeder, Smith & Company

SIGNED ORIGINAL ON FILE

Alex Rivera, FSA, EA, MAAA, FCA
Senior Consultant

SIGNED ORIGINAL ON FILE

James R. Sparks, ASA, MAAA, FCA
Consultant

SIGNED ORIGINAL ON FILE

Joshua Murner, ASA, EA, MAAA, FCA
Senior Analyst

Table of Contents

	<u>Page</u>
Section A	Executive Summary
	Summary of Results 1-3
	Discussion..... 4-7
Section B	Actuarial Soundness Valuation Results
	Exhibit I – Principal Actuarial Soundness Valuation Results 1-2
	Exhibit II – (Gain)/Loss Summary 3
	Exhibit III – (Gain)/Loss History 4
	Exhibit IV – Sensitivity Testing Results 5-6
Section C	Fund Assets
	Statement of Plan Net Assets 1
	Allocation of Assets by Category at 6/30/2025 2
	Reconciliation of Market Value of Plan Assets 3
Section D	Participant Data 1-6
Section E	Actuarial Valuation Methods and Assumptions 1-7
Section F	Plan Provisions 1-3

SECTION A

EXECUTIVE SUMMARY

Summary of Results

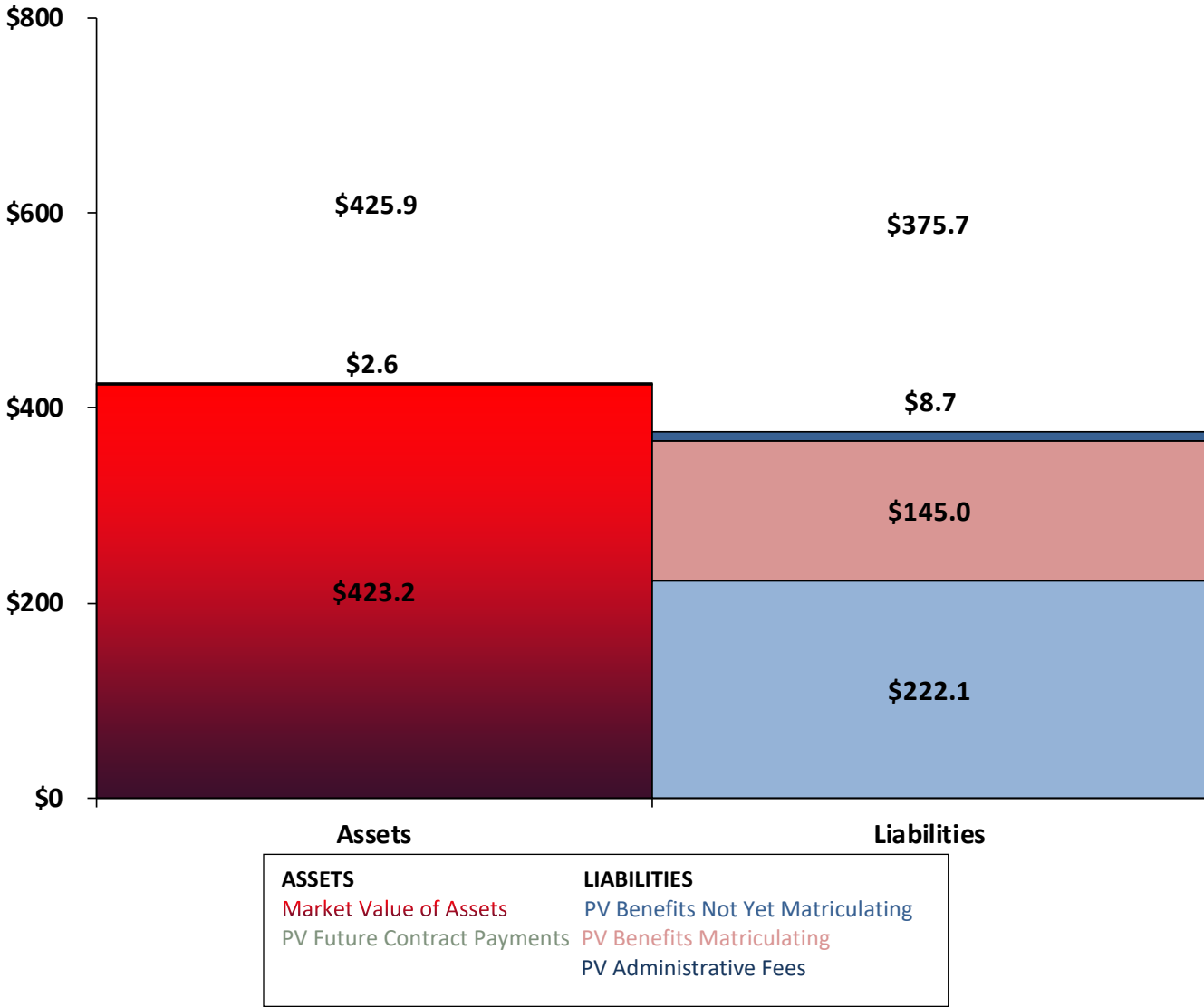
Principal Actuarial Soundness Valuation Results

Valuation Date:	June 30, 2025	June 30, 2024
Membership Summary:		
Counts		
Not Yet Matriculating	5,442	6,960
Matriculating	7,916	8,799
Total	13,358	15,759
Average years until Enrollment if Not Yet Matriculating	1.9	2.1
Assets ^a		
· Actuarial Value of Assets (AVA)	\$425,874,055	\$496,773,753
· Estimated Return	5.4%	7.6%
Actuarial Liabilities (Present Value of Future Tuition Payments, Fees and Administrative Expenses)	\$375,726,920	\$456,332,540
(Surplus)	(\$50,147,135)	(\$40,441,213)
Funded Ratio	113.3%	108.9%

^a Asset values include present value of expected future contract payments from current contract holders.

Summary of Assets and Liabilities as of 6/30/2025

\$ in Millions



Numbers may not add due to rounding.



Summary of Results

Funded Status as of 6/30/2025

	June 30, 2025
Actuarial Present Value of Future Tuition Payments, Fees, and Expenses	\$375,726,920
Actuarial Value of Assets (Including the Present Value of Installment Contract Receivables)	\$425,874,055
(Surplus) as of 6/30/2025	\$(50,147,135)

Gain/Loss Summary

	(Surplus)
Value at June 30, 2024	\$ (40,441,213)
Expected Value at June 30, 2025	\$ (42,347,612)
(Gain)/Loss Due to:	
Investment Experience	\$ (2,931,194)
Due from Other State Funds	-
Experience Study Assumption Changes	-
Tuition and Fee Assumption Changes	-
Tuition and Fee Inflation Experience	(3,068,342)
Other Demographic Experience*	(1,799,987)
Total	\$ (7,799,523)
Actual Value at June 30, 2025	\$ (50,147,135)

* Other Demographic Experience includes deviations in actual contract beneficiary experience from our assumptions related to rates of enrollment and utilization of benefits and contract terminations and refunds. Also includes changes in expected future administrative expenses compared to projections from the previous actuarial valuation.

Additional Details on the development of the Expected Value at June 30, 2025, can be found on page B-3.

Discussion

Actuarial Soundness Valuation

Gabriel, Roeder, Smith & Company (“GRS”) has performed an actuarial soundness valuation of the College Illinois!® Prepaid Tuition Program (“CIPTP”) as of June 30, 2025.

The primary purposes of the actuarial soundness valuation are to:

- Determine the actuarial present value of the obligations for prepaid tuition contracts purchased through June 30, 2025, and compare such liabilities with the value of the assets associated with the program as of that same date;
- Illustrate results under sensitivity scenarios; and
- Analyze the factors which caused the deficit/surplus to change since the prior actuarial valuation.

This report summarizes those results and also illustrates the sensitivity of the deficit/surplus to changes in the rate of tuition and fee increases as well as the rate of investment return on assets.

In addition, the report provides summaries of the contract beneficiary data, financial data, plan provisions, and actuarial assumptions and methods.

Background

Legislation authorizing ISAC to administer an Illinois Prepaid Tuition Program was passed in November 1997. The first CIPTP contracts were offered for sale in 1998.

The purpose of the program was to provide Illinois families with an affordable tax-advantaged method to pay for college.

Existing CIPTP contracts allow participants to prepay the cost of tuition and mandatory fees at Illinois public universities and community colleges at expected projected costs. Benefits of the program can also be used at private and out-of-state colleges and universities.

Contracts were able to be purchased in a lump sum or in installments. As a Section 529 plan, CIPTP earnings are exempt from state and federal income taxes.

The College Illinois!® Prepaid Tuition Program stopped accepting new contracts as of the 2017/2018 enrollment period and is still not accepting new contracts for the 2025/2026 enrollment period. According to the ISAC website, “College Illinois! is no longer accepting new enrollments.”

As of June 30, 2025, the CIPTP had 13,358 contracts included in the actuarial valuation.

Discussion

Actuarial Assumptions

The actuarial soundness valuation results summarized in this report involve actuarial calculations that require assumptions about future events. Most of the actuarial assumptions (with the exception of the investment return assumption and the tuition and fee increase assumption) used in this valuation were based on an experience review for the period from July 1, 2014, to June 30, 2023, and were adopted for use commencing with the June 30, 2024, actuarial valuation.

Although the College Illinois!® Prepaid Tuition Program stopped accepting new contracts as of the 2017/2018 enrollment period and is still not accepting new contracts, we recommend performing an experience study to determine the continued appropriateness of the actuarial assumptions every five years.

With regard to the investment return assumption and the tuition and fee increase assumption, ISAC annually provides us with a detailed analysis of these two assumptions and prescribes the corresponding rates to use for the annual actuarial valuation. As such, these assumptions were provided by and are the responsibility of ISAC. We have reviewed these assumptions and have determined they do not significantly conflict with what, in our professional judgment, would be reasonable for the purposes of the measurement.

Changes in Actuarial Assumptions since Prior Valuation

The net investment return assumption under the “select and ultimate” rate structure was maintained from the prior valuation with an initial rate of 5.00 percent for fiscal year 2024 grading down to the ultimate rate of 3.00 percent in fiscal years on and after 2031 (in 0.286 percent annual increments). The initial rate used in this valuation is 4.429 percent for fiscal year 2026.

The tuition and fee increase assumption was maintained at 5.00 percent per year for all types of contracts.

Considering the current asset allocation, LDI strategy, current and future liquidity requirements, and the fact that program enrollment is on hold, we believe the net investment rate of return assumption of 4.429 percent in fiscal year 2026 grading down to 3.00 percent in 2031, on a select and ultimate basis, is reasonable for the purposes of measuring the Program's future obligations. Additionally, we believe the assumed rate of tuition increases of 5.00 percent per year is reasonable for the purpose of measuring the Program's future obligations, with a small margin for conservatism.

Future actuarial measurements may differ significantly from the current measurements presented in this report due to such factors as the following: plan experience differing from that anticipated by the economic or demographic assumptions; changes in economic or demographic assumptions; and changes in plan provisions or applicable law. We have performed an analysis of the sensitivity of certain changes in assumptions.

Discussion

Assets

CIPTP assets are held in a trust. ISAC provided the asset information used in the June 30, 2025, actuarial valuation.

This report contains several exhibits summarizing the plan's assets, including a summary of the market value of assets broken down by asset category and a reconciliation of the assets from the last actuarial valuation date to the current actuarial valuation date. The approximate return on market value of assets was 5.38 percent for the year ended June 30, 2025.

Commencing with the June 30, 2015, actuarial soundness valuation, the actuarial value of assets is equal to the market value of assets plus the present value of expected future contract payments from current contract holders.

Financial Status of Program as of June 30, 2025

As of June 30, 2025, the present value of all future tuition obligations under contracts outstanding (and including future administrative expenses) is \$375,726,920. The actuarial value of assets as of June 30, 2025, including the market value of program assets and the present value of installment contract receivables, is \$425,874,055.

The difference between the present value of future tuition obligations and the actuarial value of assets as of June 30, 2025, represents a program surplus of \$50,147,135. This is comparable to the program surplus from the June 30, 2024, actuarial soundness valuation of \$40,441,213.

Gain/Loss Analysis

As described above, over the past year, the financial status of the program changed from a surplus of \$40.4 million as of June 30, 2024, to a surplus of \$50.1 million as of June 30, 2025. Based on the actuarial assumptions used during the June 30, 2024, actuarial soundness valuation and actual tuition payments, refunds, and fees, the surplus was expected to increase to \$42.3 million. The factors which caused the surplus to increase by an additional \$7.8 million compared to the expected surplus were (1) tuition and fee increases in the past year that were less than expected (increases that were lower than the assumption of 5.00 percent used in the last actuarial valuation), (2) favorable demographic experience, and (3) investment experience that was more than expected (the estimated return on the market value of assets was 5.38 percent compared to the assumption of 4.714 percent for fiscal year 2025 used in the last actuarial valuation).

The funded ratio increased from 108.9 percent as of June 30, 2024, to 113.3 percent as of June 30, 2025.

Discussion

Benefit Provisions

The basic terms and conditions of the College Illinois!® Prepaid Tuition Program (the “Program”) are included in the Illinois Prepaid Tuition Act, 110 ILCS 979 (the “Act”) and ISAC Administrative Rules (23 Ill. Adm. Code 2775, et. seq.) (“ISAC Rules”).

It is our understanding there were no changes in the program provisions since the last actuarial soundness valuation as of June 30, 2024.

Contracts Sold by Enrollment Year

The chart on page D-1 illustrates the number of contracts sold by enrollment year.

- The average annual number of contracts sold beginning with the enrollment period 1999/2000 and ending with the enrollment period 2009/2010 was 5,235.
- The average annual number of contracts sold during the seven-year period 2010/2011 to 2016/2017 was 652 excluding 2011/2012 when the plan was not open for new contract sales.
- Program enrollment was placed on hold commencing with the 2017/2018 enrollment period and continues to be on hold. Therefore, there were zero contracts sold for the periods from 2017/2018 to 2024/2025.

Projected Results

The College Illinois!® Prepaid Tuition Program stopped accepting new contracts as of the 2017/2018 enrollment period and is still not accepting new contracts for the 2025/2026 enrollment period. According to the ISAC website, “College Illinois! is no longer accepting new enrollments.” While the closing of the CIPTP has not occurred, we have completed a projection assuming that the program continues to operate but with no new contract sales after June 30, 2025. Based on an investment return assumption that grades down from 4.429 percent for the 2026 fiscal year to 3.00 percent for the 2031 fiscal year, current Trust assets including future payments from current contract holders, and future investment income are projected to be sufficient to make the required tuition payments and maintain solvency until the end of the program. The results of this “closed group” projection are included in a separate report.

Future actuarial measurements may differ significantly from the measurements presented in this projection due to such factors as the following: plan experience differing from that anticipated by the economic or demographic assumptions; changes in economic or demographic assumptions; and changes in plan provisions or applicable law.

Disclosure

This report is not a recommendation to anyone to participate or not participate in the CIPTP. GRS makes no representations or warranties to any person participating in or considering future participation in the CIPTP.



SECTION B

ACTUARIAL SOUNDNESS VALUATION RESULTS

Exhibit I

Principal Actuarial Soundness Valuation Results

Valuation Date:	June 30, 2025	June 30, 2024
1. Number of Members		
a. Not Yet Matriculating:	5,442	6,960
b. Matriculating:	7,916	8,799
c. Total	13,358	15,759
 Average Years until Enrollment if Not Yet Matriculating	 1.9	 2.1
2. Assets		
a. Market Value of Assets (in Trust)	\$ 423,241,601	\$ 492,981,843
b. PV Future Member Contributions	2,632,454	3,791,910
c. Total Actuarial Value of Assets (AVA) (2a + 2b)	\$ 425,874,055	\$ 496,773,753
3. Actuarial Results		
Liabilities		
a. Not yet Matriculating - Tuition and Fees	\$ 222,084,187	\$ 282,053,271
b. Matriculating - Tuition and Fees	144,967,999	163,717,645
c. Present Value of Future Administrative Expenses	8,674,734	10,561,624
d. Total	\$ 375,726,920	\$ 456,332,540
 (Surplus)	 \$ (50,147,135)	 \$ (40,441,213)
 Funded Ratio	 113.3%	 108.9%

Exhibit I

Principal Actuarial Soundness Valuation Results

Valuation Date:	June 30, 2025	June 30, 2024
1. Assets		
a. Market Value of Assets (in Trust)	\$ 423,241,601	\$ 492,981,843
b. PV Future Member Contributions (Short Term) ^a	787,725	1,174,243
c. PV Future Member Contributions (Long Term) ^b	1,844,729	2,617,667
d. Total Market Value of Assets (MVA)	\$ 425,874,055	\$ 496,773,753
2. Actuarial Present Value of Tuition, Fees and Admin Expenses		
a. Short Term ^a	\$ 84,509,699	\$ 97,600,423
b. Long Term ^b	291,217,221	358,732,117
c. Total	\$ 375,726,920	\$ 456,332,540
(Surplus)	\$ (50,147,135)	\$ (40,441,213)
Funded Ratio	113.3%	108.9%

^a Present value of amounts in first year.

^b Present value of amounts after first year.

Exhibit II (Gain)/Loss Summary

	Present Value of Benefits	Plan Assets ^a	(Surplus)
1. Values at June 30, 2024	\$ 456,332,540	\$ 496,773,753	\$ (40,441,213)
2. Actual Tuition Payments, Refunds and Administrative Expenses	\$ (95,631,845)	\$ (95,631,845)	\$ -
3. Interest on 1. and 2. at 4.714%	\$ 19,283,429	\$ 21,189,828	\$ (1,906,399)
4. New Contracts	\$ -	\$ -	\$ -
5. Expected Value at June 30, 2025 (1. + 2. + 3. + 4.)	\$ 379,984,124	\$ 422,331,736	\$ (42,347,612)
6. (Gain)/Loss Due to:			
Investment Experience	\$ -	\$ (2,931,194)	\$ (2,931,194)
Due from Other State Funds	-	-	-
Experience Study Assumption Changes	-	-	-
Tuition and Fee Assumption Changes	-	-	-
Tuition and Fee Inflation Experience	(3,068,342)	-	(3,068,342)
Other Demographic Experience ^b	(1,188,862)	(611,125)	(1,799,987)
Total	\$ (4,257,204)	\$ (3,542,319)	\$ (7,799,523)
7. Actual Values at June 30, 2025 (5. + 6.)	\$ 375,726,920	\$ 425,874,055	\$ (50,147,135)

^a Equals the sum of the market value of trust assets plus the present value of expected future contract payments from current contract holders. Actual values at June 30, 2025, are equal to (5.-6.) which is the projected value minus the (gain)/loss total.

^b Other Demographic Experience includes deviations in actual contract beneficiary experience from the assumptions related to rates of enrollment and utilization of benefits and contract terminations and refunds. Also includes changes in expected future administrative expenses compared to projections from the previous actuarial valuation. Other Demographic Experience for Plan Assets is the change in the present value of expected future contract payments from current contract holders.

Exhibit III (Gain)/Loss History

	June 30, 2021	June 30, 2022	June 30, 2023	June 30, 2024	June 30, 2025	Total 5-Year Change
Unfunded Liability/(Surplus) at Prior Valuation Date	\$ 340,312,560	\$ 238,281,263	\$ 28,006,113	\$ (4,787,209)	\$ (40,441,213)	
Projected Unfunded Liability/(Surplus) at Valuation Date	\$ 359,880,533	\$ 250,791,030	\$ 29,406,418	\$ (5,026,569)	\$ (42,347,612)	
(Gain)/Loss Due to:						
Investment Experience	\$ (58,571,581)	\$ 76,345,371	\$ (6,059,305)	\$ (13,228,187)	\$ (2,931,194)	\$ (4,444,896)
Due from Other State Funds	(30,000,000)	(250,000,000)	-	-	-	(280,000,000)
Change in Assumptions	(5,170,637)	(11,965,512)	(11,458,863)	(14,461,244)	-	(43,056,256)
Tuition and Fee Inflation Experience	(26,860,166)	(26,830,449)	(11,955,238)	(6,209,550)	(3,068,342)	(74,923,745)
Other Demographic Experience	(996,886)	(10,334,327)	(4,720,221)	(1,515,663)	(1,799,987)	(19,367,084)
Total	\$ (121,599,270)	\$ (222,784,917)	\$ (34,193,627)	\$ (35,414,644)	\$ (7,799,523)	\$ (421,791,981)
Unfunded Liability/(Surplus) at Valuation Date	\$ 238,281,263	\$ 28,006,113	\$ (4,787,209)	\$ (40,441,213)	\$ (50,147,135)	

Following is a summary of the investment return assumption and tuition and fee increase assumption used in each of the past five actuarial valuations.

Valuation Date

- June 30, 2021* A select and ultimate rate structure of an initial rate of 5.25 percent for fiscal year 2022, grading down in annual increments of 0.450 percent to the ultimate rate of 3.00 percent in fiscal years on and after 2027. A flat 4.50 percent tuition and fee increase assumption for all future years.
- June 30, 2022* A select and ultimate rate structure of an initial rate of 5.00 percent for fiscal year 2023, grading down in annual increments of 0.333 percent to the ultimate rate of 3.00 percent in fiscal years on and after 2029. A flat 4.25 percent tuition and fee increase assumption for all future years.
- June 30, 2023* A select and ultimate rate structure of an initial rate of 5.00 percent for fiscal year 2024, grading down in annual increments of 0.286 percent to the ultimate rate of 3.00 percent in fiscal years on and after 2031. A flat 4.25 percent tuition and fee increase assumption for all future years.
- June 30, 2024* A select and ultimate rate structure of an initial rate of 4.714 percent for fiscal year 2025, grading down in annual increments of 0.286 percent to the ultimate rate of 3.00 percent in fiscal years on and after 2031. A flat 5.00 percent tuition and fee increase assumption for all future years.
- June 30, 2025* A select and ultimate rate structure of an initial rate of 4.429 percent for fiscal year 2026, grading down in annual increments of 0.286 percent to the ultimate rate of 3.00 percent in fiscal years on and after 2031. A flat 5.00 percent tuition and fee increase assumption for all future years.



Exhibit IV

Sensitivity Testing Results

The actuarial assumptions regarding future increases in tuition costs and fees and the future rate of investment return were provided to us by ISAC. In our opinion, the actuarial assumptions provided to us are reasonable for the purpose of the measurement. However, no one really knows what the future holds with respect to economic conditions and other contingencies. For example, while it is assumed that the assets of the fund will earn 4.429 percent in Fiscal Year 2026 graded down in yearly increments to 3.00 percent on and after Fiscal Year 2031, actual returns are expected to vary from year to year. Therefore, we have projected CIPTP results under the following alternative assumptions for future investment income, tuition increases, and fee increases.

1. Tuition increases are 100 basis points higher/lower (6.00%/4.00% compared to 5.00%) in each future year than assumed in the baseline valuation (measurement of soundness).
2. Fee increases are 100 basis points higher/lower (6.00%/4.00% compared to 5.00%) in each future year than assumed in the baseline valuation (measurement of soundness).
3. The investment return is 50 basis points higher/lower (4.929% initial and 3.50% ultimate/3.929% initial and 2.50% ultimate compared to 4.429% initial and 3.00% ultimate) in each future year than assumed in the baseline valuation (measurement of soundness).

The impact of each of these scenarios on the principal actuarial soundness valuation results is presented on the following page.

Exhibit IV

Sensitivity Testing Results

\$ in Millions

	Current Valuation Assumptions	Assumed Tuition Increases 100 Basis Points	Assumed Tuition Decreases 100 Basis Points	Assumed Fee Increases 100 Basis Points	Assumed Fee Decreases 100 Basis Points	Assumed Investment Return Increases 50 Basis Points	Assumed Investment Return Decreases 50 Basis Points
1. Assets							
a. Market Value of Assets (in Trust)	\$423.2	\$423.2	\$423.2	\$423.2	\$423.2	\$423.2	\$423.2
b. PV Future Member Contributions	2.6	2.6	2.6	2.6	2.6	2.6	2.7
c. Total Actuarial Value of Assets (AVA) (2a + 2b)	\$425.8	\$425.8	\$425.8	\$425.8	\$425.8	\$425.8	\$425.9
2. Actuarial Results							
Liabilities							
a. Not yet Matriculating - Tuition and Fees	\$222.1	\$224.4	\$220.0	\$223.3	\$221.0	\$217.2	\$227.1
b. Matriculating - Tuition and Fees	145.0	145.2	144.8	145.2	144.7	143.3	146.6
c. Present Value of Future Administrative Expenses	8.7	8.7	8.7	8.7	8.7	8.5	8.8
d. Total	\$375.7	\$378.3	\$373.5	\$377.2	\$374.4	\$369.0	\$382.5
(Surplus)	-\$50.1	-\$47.5	-\$52.3	-\$48.6	-\$51.4	-\$56.8	-\$43.4
Funded Ratio	113.3%	112.6%	114.0%	112.9%	113.7%	115.4%	111.3%
Depletion Year	N/A	N/A	N/A	N/A	N/A	N/A	N/A
Difference from Current Assumptions							
Unfunded Liability/(Surplus)		\$2.6	-\$2.2	\$1.5	-\$1.3	-\$6.7	\$6.7
Funded Ratio		-0.7%	0.7%	-0.4%	0.4%	2.1%	-2.0%

Numbers may not add due to rounding.



SECTION C

FUND ASSETS

Statement of Plan Net Assets (Assets at Market or Fair Value)

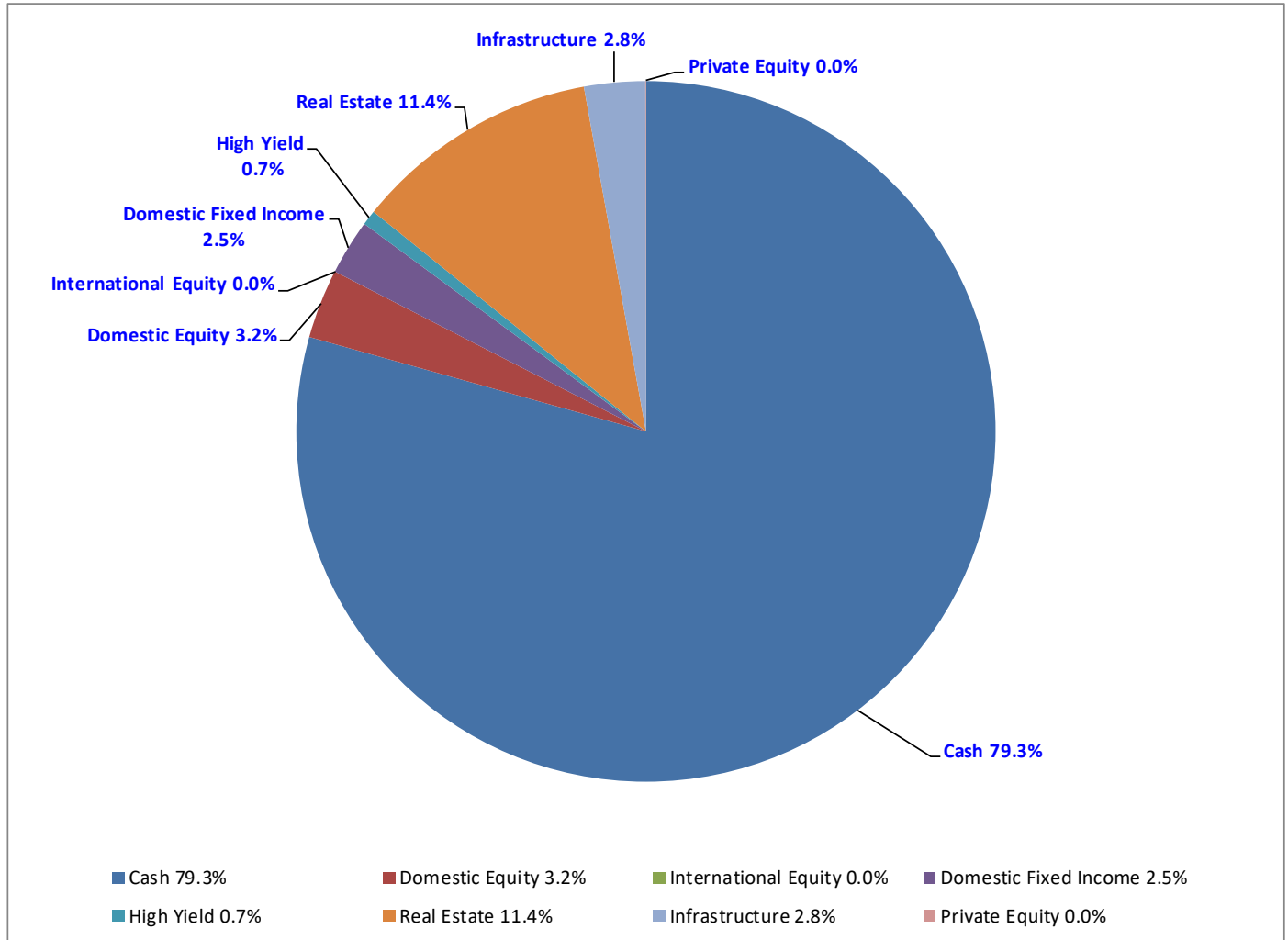
Statement of Plan Net Assets Year ended June 30, 2025

		% of Total
Cash ^a	\$ 335,813,450	79.3%
Investments		
Domestic Equity	\$ 13,540,366	3.2%
International Equity	535	0.0%
Domestic Fixed Income	10,782,950	2.5%
High Yield	2,927,259	0.7%
Real Estate	48,140,367	11.4%
Infrastructure	11,908,140	2.8%
Private Equity	128,534	0.0%
Total Investments	\$ 87,428,151	20.7%
Total Assets	\$ 423,241,601	100.0%

^a Cash amount includes \$333,377,405 from the GH Fixed Income Ladder.

Numbers may not add due to rounding.

Allocation of Assets at June 30, 2025



Reconciliation of Market Value of Plan Assets

Statement of Changes in Plan Net Assets Twelve-Month Period ended June 30, 2025

		7/1/2024 6/30/2025
Beginning of Period		
End of Period		
 Additions:		
Contributions Received and Contract Fees	\$	1,904,949
Gross investment income		11,626,357
Realized/Unrealized investment gains/(losses)		12,479,352
Due from Other State Funds		-
Total Additions	\$	26,010,659
 Deductions:		
Tuition payments	\$	70,160,337
Refunds to Purchasers		23,189,021
Investment expenses & advisory fees		119,056
Administrative expenses		2,282,487
Total Deductions	\$	95,750,901
Net increase/(decrease)	\$	(69,740,242)
 Market Value of Assets:		
Beginning of period	\$	492,981,843
End of period (6/30/2025)	\$	423,241,601
Present Value of Future Contributions by Current Contract Holders		2,632,454
Actuarial Value of Total Fund Assets as of June 30, 2025	\$	425,874,055

Numbers may not add due to rounding.

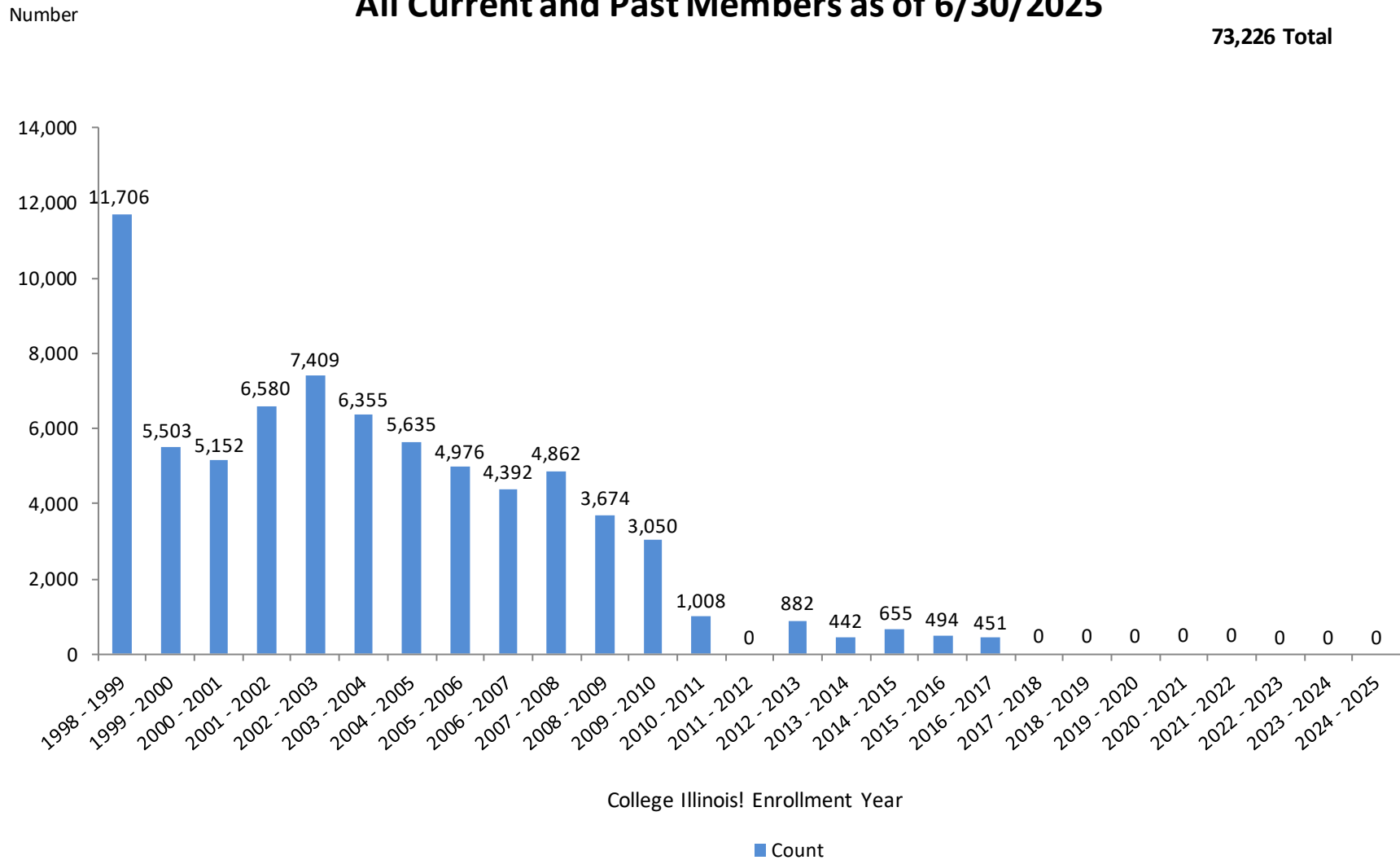


SECTION D

PARTICIPANT DATA

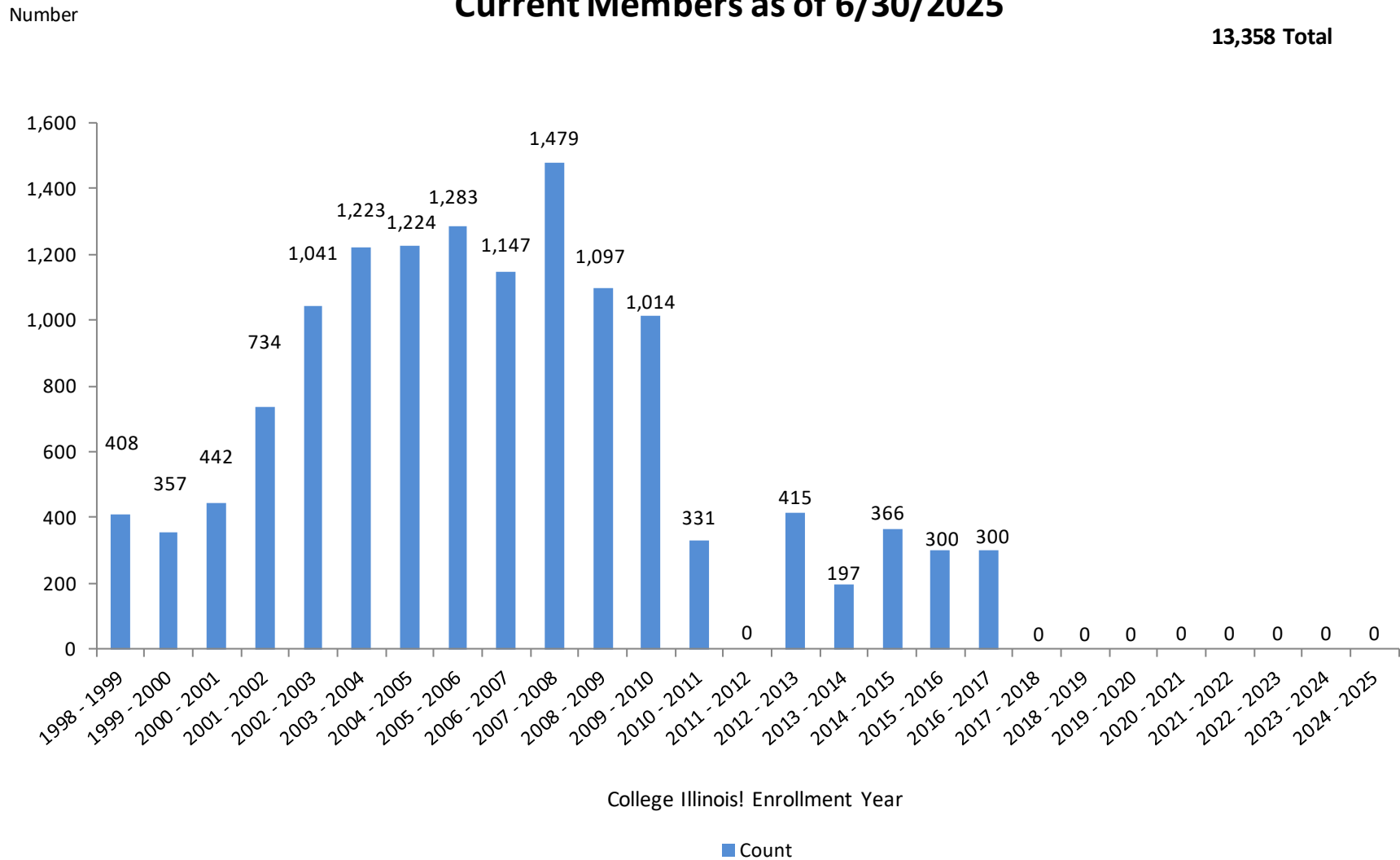
College Illinois!® Prepaid Tuition Program Contract Counts by Enrollment Year All Current and Past Members as of 6/30/2025

73,226 Total



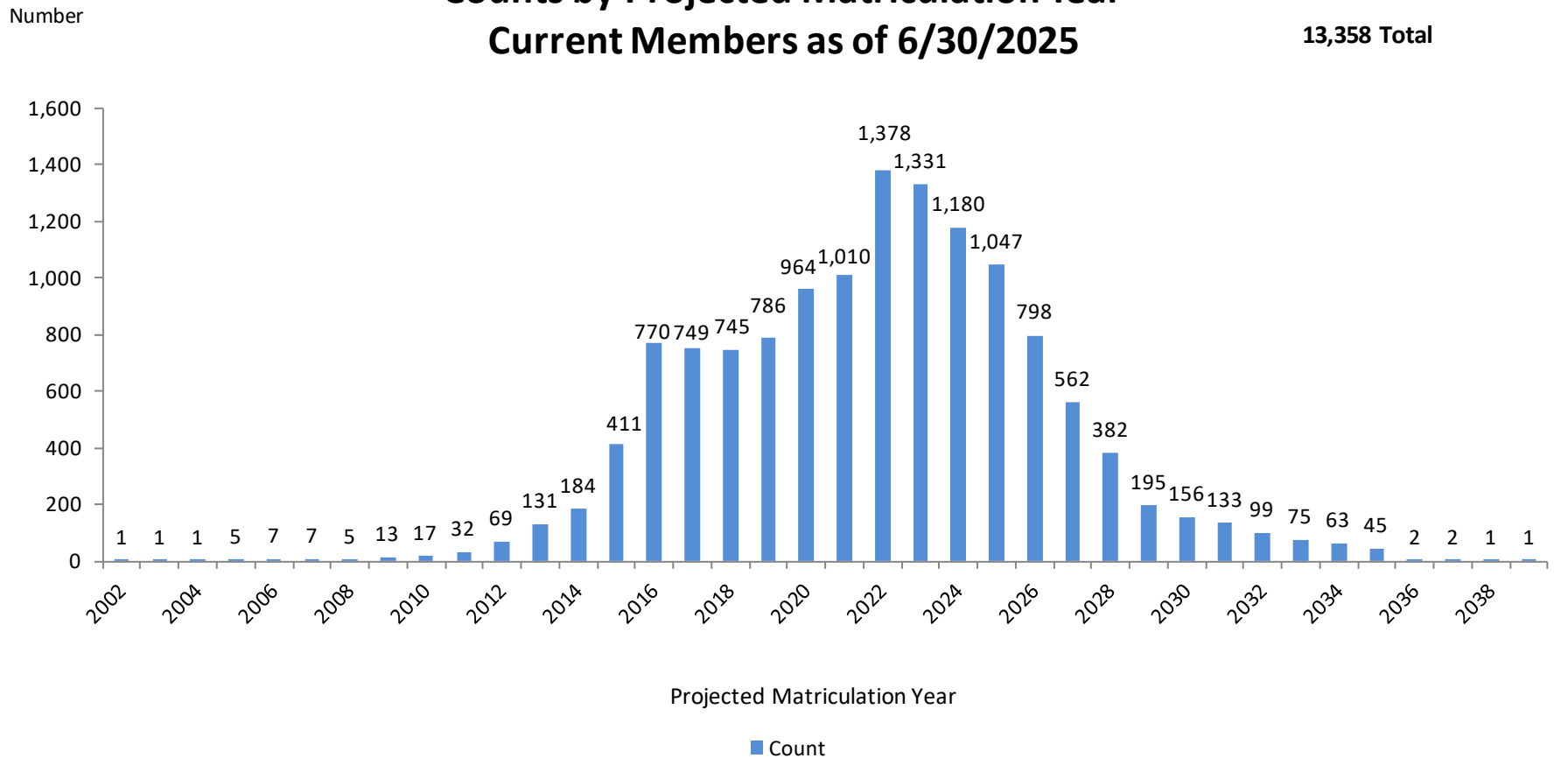
College Illinois!® Prepaid Tuition Program Contract Counts by Enrollment Year Current Members as of 6/30/2025

13,358 Total



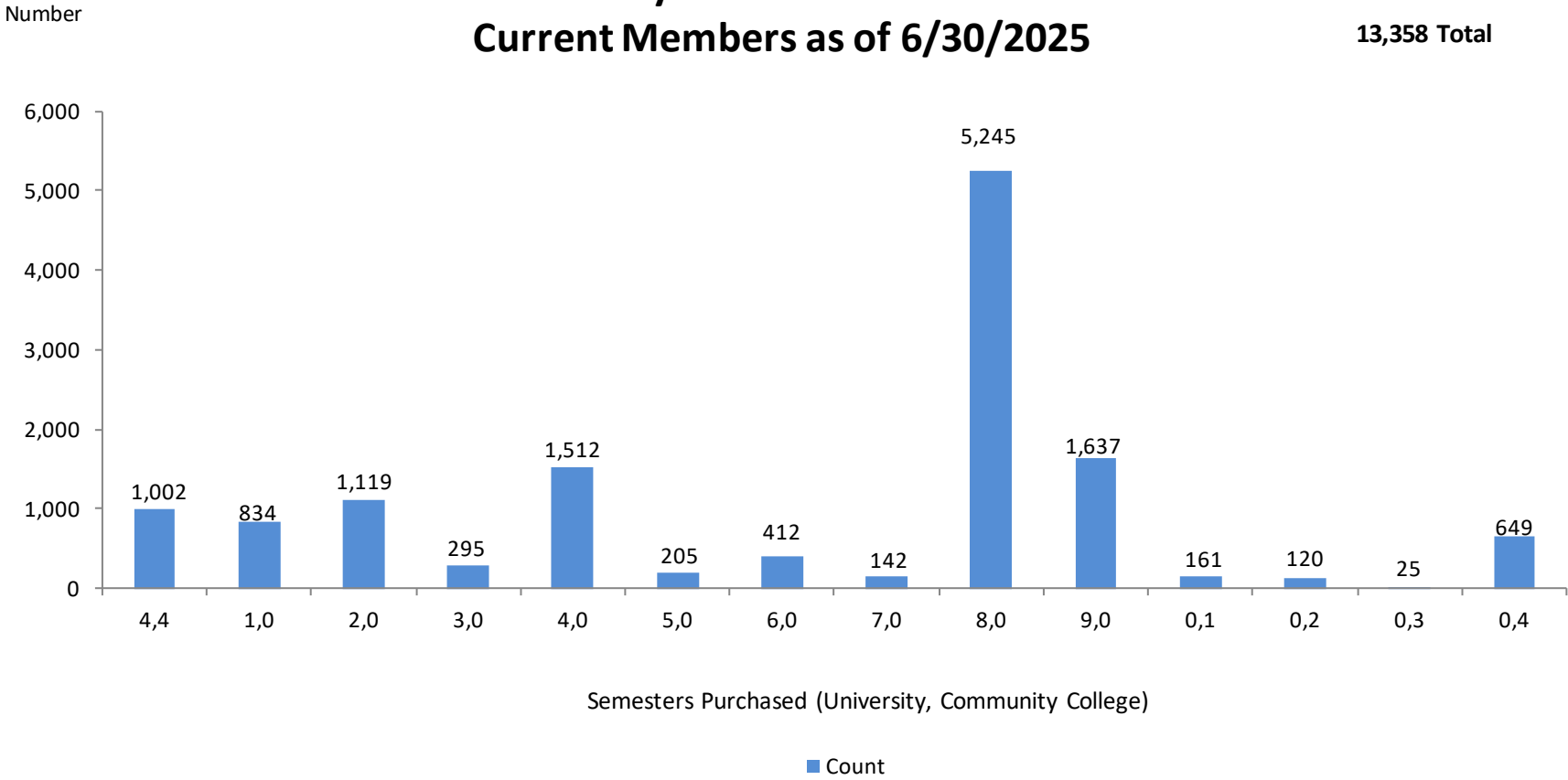
College Illinois!® Prepaid Tuition Program Counts by Projected Matriculation Year Current Members as of 6/30/2025

13,358 Total

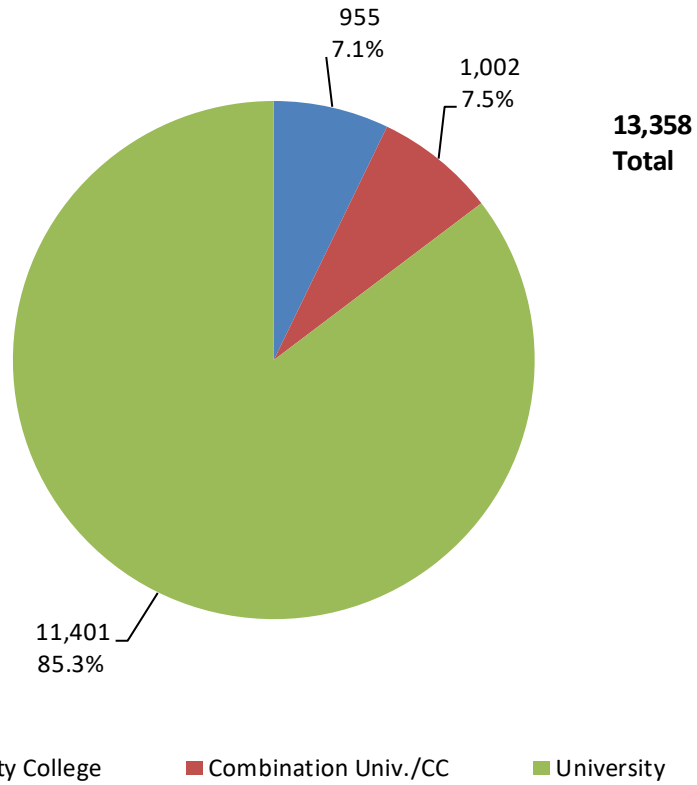


College Illinois!® Prepaid Tuition Program Counts by Semesters Purchased Current Members as of 6/30/2025

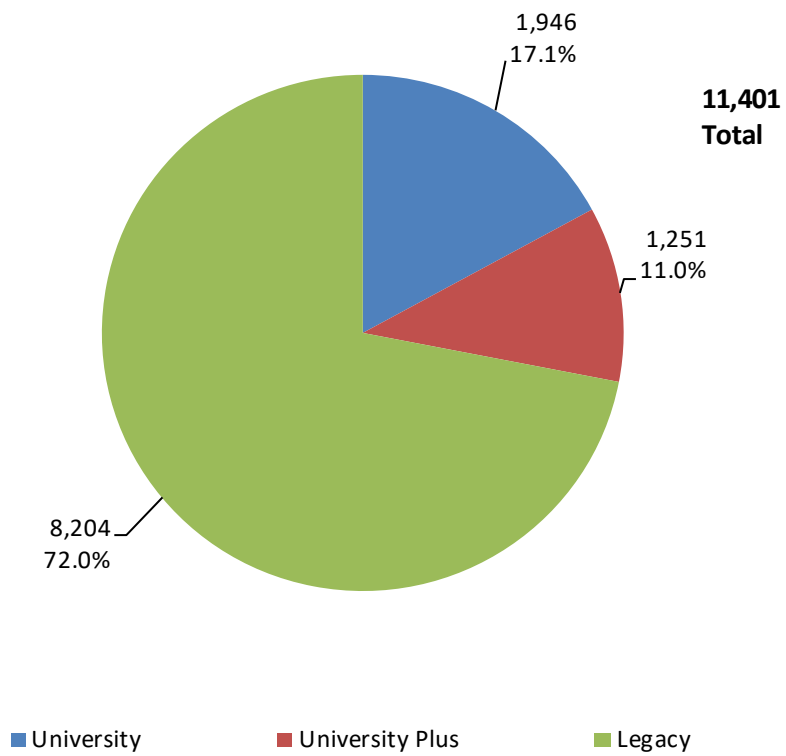
13,358 Total



College Illinois!® Prepaid Tuition Program Counts by Contract Type Current Members as of 6/30/2025



College Illinois!® Prepaid Tuition Program University Counts by Type Current Members as of 6/30/2025



SECTION E

ACTUARIAL VALUATION METHODS AND ASSUMPTIONS

Actuarial Valuation Methods and Assumptions

Actuarial Valuation Methods

Actuarial Value of Assets – The Actuarial Value of Assets is equal to the Market Value of Assets plus the present value of expected future contract payments from current contract holders.

Actuarial Valuation Assumptions

The rationale for the assumptions (except as indicated) may be found in the experience study report covering the period July 1, 2014, through June 30, 2023, which was issued on May 22, 2024. The assumptions were adopted for first use in the actuarial soundness valuation as of June 30, 2024. The College Illinois!® Prepaid Tuition Program stopped accepting new contracts as of the 2017/2018 enrollment period and is still not accepting new contracts for the 2025/2026 enrollment period.

The actuarial assumptions used in the actuarial soundness valuation are shown in this Section.

Measurement Date June 30, 2025

Net Investment Return Rate The following select and ultimate rate structure, net of investment expenses and compounded annually, is assumed. Includes inflation assumption of 2.50 percent. (First effective with the actuarial soundness valuation as of June 30, 2023, and prescribed to us by ISAC.)

Net Investment Return Rate

<u>Fiscal Year</u> <u>Ending 6/30</u>	<u>Net Investment Return Rate</u>
2026	4.429%
2027	4.143%
2028	3.857%
2029	3.571%
2030	3.286%
2031+	3.000%

Considering the current asset allocation, LDI strategy, current and future liquidity requirements, and the fact that program enrollment is on hold, we believe the net investment rate of return assumption of 4.429 percent in fiscal year 2026 grading down to 3.00 percent in 2031, on a select and ultimate basis, is reasonable for the purposes of measuring the Program's future obligations. Additionally, we believe the assumed rate of tuition increases of 5.00 percent per year is reasonable for the purpose of measuring the Program's future obligations, with a small margin for conservatism.

Actuarial Valuation Methods and Assumptions

Weighted Average Tuition and Fees (WATF) by Contract Type Based on the Freshman Tuition Rates Adjusted for Differential Tuition (Blended)

	Contract Type			
	Choice 1	Choice 2	Choice 3	
	Community College	University	University Plus	Legacy†
2025-2026 Weighted Tuition	\$4,648	\$12,231	\$15,040	\$12,963
2025-2026 Weighted Fees	574	4,754	5,054	4,817
2025-2026 Total WATF	5,222	16,985	20,094	17,780

†Legacy contracts refer to contracts sold prior to October 2008. These contracts can be used for full tuition and fees at any public University in the State of Illinois, including UIUC.

For continuing students at public universities and students attending community colleges, fees are combined with tuition in our projections and follow their respective tuition inflation assumptions.

Freshman Weighted Average Tuition and Fees (WATF) Increase from Prior Year

	Contract Type			
	Choice 1	Choice 2	Choice 3	
	Community College	University	University Plus	Legacy
2025-2026 Total WATF	\$5,222	\$16,985	\$20,094	\$17,780
2024-2025 Total WATF	5,097	16,470	19,586	17,250
WATF Increase	2.45%	3.12%	2.60%	3.07%

Bias Load

Contract beneficiaries may select a university or major with costs that are higher or lower than the overall WATF. In addition, contract beneficiaries may use more or less than the 15 credits assumed to calculate the WAT. For example, certain institutions may charge the same fixed rate for someone using 12 credits as someone using 16 credits (i.e., “Block” pricing). The following bias loads were used to recognize the biases that exist in how the WAT is calculated and how the WAT is used by contract beneficiaries.

	Contract Type			
	Choice 1	Choice 2	Choice 3	
	Community College	University	University Plus	Legacy
Bias Load	0.00%	-3.00%	3.00%	0.00%

Actuarial Valuation Methods and Assumptions

Tuition and Fee Increase Assumption

Tuition and Fee Increase Assumption - June 30, 2025, Actuarial Valuation				
Effective Date	Community College	University	University Plus	Legacy
6/30/2025 and Beyond	5.00%	5.00%	5.00%	5.00%

(First effective with the actuarial soundness valuation as of June 30, 2024, and prescribed to us by ISAC.)

These assumptions were chosen by ISAC and consider historical Illinois public tuition and fee inflation, typically over a 20-year horizon, as well as current economic and political conditions. The 5.00 percent assumption is intended to include conservatism.

Truth in Tuition

Under Illinois' Truth-in-Tuition law, the State's 12 public colleges and universities are required to charge incoming resident freshmen a fixed tuition rate for the first four years of college. The Truth in Tuition law does not apply to community colleges.

For contract beneficiaries with a Choice 2, Choice 3 or Legacy contract, it was assumed that their tuition will not increase in their second, third and fourth year of school. If they attend school beyond four years, it was assumed that their tuition would increase to the amount charged the year after the year they first enrolled. For contract beneficiaries with a Choice 1 contract, it was assumed that tuition will increase for each year enrolled. The fee portion of the WATF is assumed to increase each year for all contract types.

The following table shows the WAT (excluding fees) for the past four years that would be used for contract beneficiaries under the Truth-in-Tuition law. (Choice 1 is shown for informational purposes only.)

	Contract Type			
	Choice 1	Choice 2	Choice 3	
	Community College	University	University Plus	Legacy
2025-2026 Weighted Tuition	\$4,648	\$12,231	\$15,040	\$12,963
2024-2025 Weighted Tuition	4,539	11,871	14,658	12,569
2023-2024 Weighted Tuition	4,410	11,514	14,829	12,349
2022-2023 Weighted Tuition	4,360	11,300	14,619	12,235
2021-2022 Weighted Tuition	4,281	11,123	14,074	11,914

Actuarial Valuation Methods and Assumptions

Rates of Cancellation before Matriculation

These rates are used to measure the probability of eligible contract beneficiaries cancelling their contracts before and after projected college entrance date. The rates apply to contract beneficiaries who have not yet matriculated. Once the contract beneficiaries are assumed to have matriculated and started using benefits, a different set of assumptions apply.

Years from Projected College Entrance Year	Cancellation Rate	Years from Projected College Entrance Year	Cancellation Rate
-17	6.0%	-1	1.5%
-16	6.0%	0	1.5%
-15	4.0%	1	3.0%
-14	3.0%	2	3.0%
-13	3.0%	3	5.0%
-12	3.0%	4	6.0%
-11	2.0%	5	7.5%
-10	2.0%	6	7.5%
-9	1.5%	7	7.5%
-8	1.5%	8	7.5%
-7	1.5%	9	25.0%
-6	1.5%	10	50.0%
-5	1.0%	11	33.0%
-4	1.0%	12	33.0%
-3	1.0%	13	33.0%
-2	1.0%	14+	100.0%

In the event of a cancellation, it was assumed that a refund will be paid equal to the amount of all contract payments made accumulated with applicable interest, less benefits paid. (Two percent annual interest is applicable to contracts purchased prior to the 2013/2014 enrollment period. No interest is applicable to contracts purchased during or after the 2013/2014 enrollment period.)

Actuarial Valuation Methods and Assumptions

Rates of Cancellation after Matriculation

These rates are used to measure the probability of eligible contract beneficiaries cancelling their contracts after contract beneficiaries are assumed to have matriculated and started using benefits.

Years from Projected College Entrance Year	Matriculation Rate
0	0.25%
1	0.25%
2	0.50%
3	1.50%
4	2.50%
5	3.00%
6	3.25%
7	3.50%
8	3.75%
9	25.00%
10	50.00%
11	33.00%
12	33.00%
13	33.00%
14+	100.00%

In the event of a cancellation, it was assumed that a refund will be paid equal to the amount of all contract payments made accumulated with applicable interest, less benefits paid. (Two percent annual interest is applicable to contracts purchased prior to the 2013/2014 enrollment period. No interest is applicable to contracts purchased during or after the 2013/2014 enrollment period.)

Rates of Matriculation

These rates are used to measure the probability of eligible contract beneficiaries matriculating at and beyond their projected college entrance date. The rates apply to contract beneficiaries who have not yet matriculated.

Years from Projected College Entrance Year	Matriculation Rate
0	67.5%
1	37.5%
2	35.0%
3	30.0%
4	20.0%
5	15.0%
6	9.0%
7	9.0%
8	8.0%
9	8.0%
10	0.0%

Actuarial Valuation Methods and Assumptions

Utilization of Benefits

The following number of credits were assumed to be utilized for contract beneficiaries. Contract beneficiaries are assumed to use the benefits as described by the CIPTP Master Agreement.

Years Since Matriculation	Number of Semesters Purchased								
	1	2	3	4	5	6	7	8	9
1	9.00	21.00	28.00	28.00	30.00	30.00	30.00	30.00	30.00
2	5.00	16.00	23.00	23.00	28.00	28.00	28.00	28.00	28.00
3	3.00	8.00	14.00	14.00	24.00	24.00	26.00	26.00	26.00
4	2.00	6.00	9.00	9.00	16.00	16.00	22.00	22.00	22.00
5	2.00	4.00	7.00	7.00	9.00	9.00	12.00	12.00	12.00
6	2.00	3.00	6.00	6.00	7.00	7.00	7.00	7.00	7.00
7	2.00	2.00	5.00	5.00	6.00	6.00	6.00	6.00	6.00
8	2.00	2.00	4.00	4.00	5.00	5.00	5.00	5.00	5.00
9	2.00	2.00	3.00	3.00	4.00	4.00	4.00	4.00	4.00
10+	2.00	2.00	2.00	2.00	3.00	3.00	3.00	3.00	3.00

Administrative Expenses

Administrative expenses of the Program are assumed to be paid through a combination of investment earnings and fees assessed on purchasers. Marketing expenses were excluded from the liabilities (present value of future administrative expenses) for current contract beneficiaries as it is assumed those costs should only be applicable to future contracts. Administrative expenses for FY 2026 are projected to equal actual 2025 expenses multiplied by the ratio of actual 2025 administrative expenses to actual 2024 administrative expenses, with a maximum value of the actual 2025 administrative expenses. Future year (for FY 2027 and later) administrative expenses are projected to then decline at the same rate the present value of benefits declines. The present value of future administrative expenses for FY 2025 is equal to approximately 2.3 percent of the total liabilities.

Mortality and Disability

No assumption is made for death or disability. Valuing the rate of incidence is expected to be immaterial.

Contract Transfers

No explicit assumption is made for contract transfers. However, the set of assumptions is slightly conservative and losses due to contract transfers are expected to reduce the implied margin of conservatism. We recommend monitoring contract transfer experience to evaluate if an explicit assumption is needed.

Actuarial Valuation Methods and Assumptions

Data Adjustments

The following contract beneficiary records were excluded from the actuarial valuation:

- Records with a payment status indicating they were cancelled;
- Records with a contract usage status of depleted; and
- Records with fewer than one contract unit remaining (the number of contract units purchased minus the number of contract units used is less than one).

The projected college entrance year was adjusted for contract beneficiaries who are not scheduled to have completed payments for the contract by the college entrance year provided in the data.

The account balance that is eligible to be refunded is calculated by GRS based on the contract payment information provided, increased with applicable interest, less any tuition and fee benefits paid to date. Two percent annual interest is applicable to contracts purchased prior to the 2013/2014 enrollment period. No interest is applicable to contracts purchased during or after the 2013/2014 enrollment period.

SECTION F

PLAN PROVISIONS

Plan Provisions

(This is a summary only; the full terms and conditions of the College Illinois!® Prepaid Tuition Program are included in the Illinois Prepaid Tuition Act, 110 ILCS 979 (the “Act”) and ISAC Administrative Rules (23 Ill. Adm. Code 2775, et. seq.) (“ISAC Rules”).

A. Type of Contract

Three types of contracts are available for purchase:
Choice 1 – Community College, Choice 2 – University and
Choice 3 – University Plus. (For contracts sold prior to
October 2008, there was one type of University contract,
which are currently referred to as Legacy contacts.)

From the College Illinois! Prepaid Tuition Program Student
Handbook:

Choice 1 Community College Plan

Provides in-district tuition and mandatory fees for each
semester (15 credit hours) purchased at an Illinois Community
College.

Choice 2 University Plan

Provides undergraduate in-state tuition and mandatory fee
coverage for each semester (15 credit hours) purchased at any
of the following eligible institutions: Chicago State University,
Eastern Illinois University, Governors State University, Illinois
State University, Northeastern Illinois University, Northern
Illinois University, Southern Illinois University Carbondale,
Southern Illinois University Edwardsville, University of Illinois
Chicago, University of Illinois Springfield, Western Illinois
University.

Choice 3 University Plus Plan

Provides undergraduate in-state tuition and mandatory fee
coverage for each semester (15 credit hours)
purchased at the University of Illinois Urbana Champaign.

B. Benefit

Covered benefits include tuition and mandatory fees at an
Illinois public university or community college based on the in-
state or in-district undergraduate rate for a full-time student.

Mandatory fees are fees that are required upon enrollment
for all students attending the particular institution.

The benefit does not include any optional fees, expenses, or
cost of supplies.

The benefit shall never be less than the amount paid for the
contract.



Plan Provisions

Benefits are available for use three years after the first payment due date. The plan must be paid in full prior to the use of any benefits. In addition, the beneficiary has up to 10 years from the projected college enrollment date to start using program benefits. Once the beneficiary starts using the prepaid benefits, they have 10 years to finish using benefits.

C. Contract Payments

The Program offers a variety of payment options, including the following:

- Lump Sum;
- 5-year installment plans paid monthly or annually;
- Extended installment plans of 6 to 15 years, depending on age, paid monthly or annually; and
- Down payment options are available for monthly installment plans.

D. Private or Out-of-State Institutions

For beneficiaries attending a private or out-of-state institution, the plan will pay an amount based upon the weighted average tuition and mandatory fees at Illinois public universities or community colleges depending on the type of contract purchased.

E. Scholarship

If a qualified beneficiary is awarded a grant or scholarship that duplicates the benefits covered by a prepaid tuition contract, the purchaser may request a refund in semester installments.

Illinois public university or community college – the installments will be in an amount equal to the current cost of in-state or in-district registration fees at that institution, less any benefits used to pay registration fees not covered by the scholarship and any applicable fees.

Illinois Private Institution or an eligible Out-of-State Institution – the installments will be in an amount equal to the current average mean-weighted credit hour value of registration fees at Illinois public universities or Illinois community colleges, depending on the type of the purchased contract, less any benefits used to pay registration fees not covered by the scholarship and any applicable fees.

F. Not Attending an Institution of Higher Education (Transfer)

Benefits can be transferred to a member of the “family” as defined in Section 529 of the Internal Revenue Code.

Purchasers can also choose to postpone the beneficiary’s use of contract benefits to a later time or receive a refund.



Plan Provisions

G. Cancellation/Refunds	Refund equal to all contract payments made accumulated with applicable interest, less benefits paid and applicable cancellation fees. (Two percent annual interest is applicable to contracts purchased prior to the 2013/2014 enrollment period. No interest is applicable to contracts purchased during or after the 2013/2014 enrollment period.)
H. Death/Disability of Qualified Beneficiary	Refund equal to the value of the mean-weighted average cost of tuition at the colleges for the type of contract purchased will be made to the purchaser.
I. Other Ancillary Benefits	There are no ancillary benefits.
J. Truth in Tuition	Under Illinois' Truth-in-Tuition law, enacted with the Fall 2004 semester, the state's 12 public colleges and universities are required to charge incoming resident freshmen a fixed tuition rate for the first four years of college.
K. New Contracts	Effective as of the 2017/2018 period, CIPTP has not accepted new contracts.
L. Extraordinary Contributions	In fiscal year 2022, ISAC secured state funding that significantly addressed the College Illinois!® Prepaid Tuition Program unfunded liability. There were two State appropriations from the State's General Revenue Fund on behalf of fiscal year 2022 – one for \$20 million and a second appropriation of \$230 million that are reflected in the actuarial valuation as of June 30, 2022. (There was an additional State appropriation of \$30 million on behalf of fiscal year 2021.)
M. Changes from Previous Valuation	None.

College Illinois!® Prepaid Tuition Program

Supplemental Actuarial Soundness Valuation Report
as of June 30, 2025





October 24, 2025

Mr. Eric Zarnikow
Executive Director
Illinois Student Assistance Commission
1755 Lake Cook Road
Deerfield, Illinois 60015-5209

**Re: College Illinois!® Prepaid Tuition Program
Supplemental Actuarial Soundness Valuation Report as of June 30, 2025**

Dear Mr. Zarnikow:

In accordance with the request of the Illinois Student Assistance Commission ("ISAC"), Gabriel, Roeder, Smith & Company ("GRS") has performed a supplemental actuarial valuation of the College Illinois!® Prepaid Tuition Program ("Program" or "CIPTP") as of June 30, 2025 under a prescribed Closed Group Run-Off projection scenario. The purpose of this supplemental actuarial valuation is to provide additional information to ISAC regarding the Program's projected funding status.

GRS provides independent actuarial services and advice to ISAC. GRS has no decision making authority or other such responsibility for ISAC, the State of Illinois, the CIPTP and anyone else affiliated with ISAC, and therefore, is specifically NOT serving in a fiduciary role in any way whatsoever.

This supplemental actuarial valuation and report was prepared at the request of ISAC and is intended for use by ISAC and those designated or approved by ISAC. This report may be provided to parties other than ISAC only with the permission of ISAC. This supplemental actuarial valuation and report should not be relied on for any purpose other than the purpose described above. GRS is not responsible for unauthorized use of this projection report.

Future actuarial measurements may differ significantly from the current measurements presented in this report due to such factors as the following: plan experience differing from that anticipated by the economic or demographic assumptions; changes in economic or demographic assumptions; and changes in plan provisions or applicable law.

This supplemental actuarial valuation report represents one of multiple documents providing actuarial soundness valuation results for the College Illinois!® Prepaid Tuition Program as of June 30, 2025. Additional information regarding the underlying financial and beneficiary data and important additional disclosures are provided in the June 30, 2025 Actuarial Soundness Valuation Report.

This projection is not a recommendation to anyone to participate or not participate in the CIPTP. GRS makes no representations or warranties to any person or persons participating in the CIPTP.

All calculations have been made in conformity with generally accepted actuarial principles and practices commonly applicable to similar types of arrangements. There are currently no Actuarial Standards of Practice which specifically relate to prepaid tuition plans. We have looked to the Actuarial Standards of Practice related to pensions for guidance due to their similar nature.

For purposes of this projection, we used the actuarial soundness valuation results from the June 30, 2025 Actuarial Soundness Valuation, and unless noted differently, the same actuarial assumptions and methods as used for the June 30, 2025 Actuarial Soundness Valuation. The projection results are based upon data and information furnished by ISAC, concerning program benefits, financial transactions and beneficiaries of the CIPTP. We reviewed this information for internal and year-to-year consistency, but did not audit the data. We are not responsible for the accuracy or completeness of the information provided by the Illinois Student Assistance Commission. Further, the data and information provided is through June 30, 2025, and does not reflect subsequent market volatility.

The projection results involve actuarial calculations that require assumptions about future events. We believe that the actuarial assumptions, including those prescribed to us by ISAC, are reasonable for the purposes of measuring the Program's future obligations.

The College Illinois!® Prepaid Tuition Program stopped accepting new contracts as of the 2017/2018 enrollment period and is still not accepting new contracts for the 2025/2026 enrollment period. According to the ISAC website "College Illinois! is no longer accepting new enrollments." Since the closing of the CIPTP has not occurred, we have completed a projection assuming that the program continues to operate but with no new contract sales after June 30, 2025.

Based on discussions with ISAC, we have incorporated a "select and ultimate" approach to the investment return assumption (and also the related discount rate for the liabilities). Under this "select and ultimate" approach to the investment return assumption, we have assumed that the net investment return and discount rate grade down from an initial rate of 5.00 percent for fiscal year 2024 to the ultimate rate of 3.00 percent in fiscal years on and after 2031 (in 0.286 percent annual increments.) The initial rate used in the projections is 4.429 percent for fiscal year 2026.

The Investment Committee and Commission approved the adoption and implementation of a Liability Driven Investment (LDI) strategy on April 22, 2024. The goal is to match future expected benefits with future expected cash flows from a structured U.S. Treasury bond portfolio in order to minimize investment risk. As of June 30, 2025, approximately 79 percent of program assets are invested in U.S. Treasury securities in accordance with the LDI strategy. Based on the LDI strategy current asset allocation and 2025 capital market assumptions from ISAC's investment consultant, the 10-year geometric mean return is 4.90 percent, which supports the current select and ultimate investment return assumption.

Based on this investment return assumption, current Trust assets including future payments from current contract holders, and future investment income are projected to be sufficient to make the required tuition payments and maintain solvency until the end of the Program.

This report was prepared using our proprietary valuation model and related software and projection spreadsheet models which, in our professional judgment, have the capability to provide results that are consistent with the purposes of the valuation, and have no material limitations or known weaknesses. We performed tests to ensure that the models reasonably represent that which is intended to be modeled. We are relying on the GRS actuaries and Internal Software, Training and Processes Team who developed and maintain the proprietary valuation model.

Alex Rivera, James R. Sparks, and Joshua Murner are Members of the American Academy of Actuaries (MAAA) and meet the Qualification Standards of the American Academy of Actuaries to render the actuarial opinions contained herein.

Alex Rivera, James R. Sparks, and Joshua Murner are independent of ISAC.

Respectfully submitted,
Gabriel, Roeder, Smith & Company

SIGNED ORIGINAL ON FILE

Alex Rivera, FSA, EA, MAAA, FCA
Senior Consultant

SIGNED ORIGINAL ON FILE

James R. Sparks, ASA, MAAA, FCA
Consultant

SIGNED ORIGINAL ON FILE

Joshua Murner, ASA, EA, MAAA, FCA
Senior Analyst



Table of Contents

	<u>Page</u>
Section A	Background
	Purpose of Projection 1
	Closed Group Run-Off Scenario 1
	Projection Assumptions 1
	Financial Status of the Program 2
Section B	Projection Results
	Discussion of Scenario Results 4
Section C	Projection Table
	Closed Group Projections -- Run-Off Scenario; Zero New Contracts Sold Per Year 5
Section D	Actuarial Methods and Assumptions 6-12
Section E	Plan Provisions 13-15

SECTION A

BACKGROUND

Background

Purpose of Projection

In accordance with the request of the Illinois Student Assistance Commission (“ISAC”), Gabriel, Roeder, Smith & Company (“GRS”) has performed a supplemental actuarial valuation of the College Illinois!® Prepaid Tuition Program (“Program” or “CIPTP”) as of June 30, 2025 under a prescribed Closed Group Run-Off projection scenario. The purpose of this supplemental actuarial valuation is to provide additional information to ISAC regarding the Program’s projected funding status.

Closed Group Run-Off Scenario

The College Illinois!® Prepaid Tuition Program stopped accepting new contracts as of the 2017/2018 enrollment period and is still not accepting new contracts for the 2025/2026 enrollment period. According to the ISAC website, “College Illinois! is no longer accepting new enrollments.”

Although the Program is closed to new enrollments, a “discontinuance” of the CIPTP has not occurred (as defined in the College Illinois!® 529 Prepaid Tuition Program Disclosure Statement and Master Agreement.) Therefore, based on discussions with ISAC, we have performed a supplemental actuarial valuation of the CIPTP under a prescribed Closed Group Run-Off projection scenario, assuming that the program continues to operate but with no new contract sales after June 30, 2025. Please note that this specific closed group projection scenario was prescribed to us by ISAC and is being presented for illustrative purposes only.

Projection Assumptions

For purposes of this analysis, we used the actuarial soundness valuation results from the June 30, 2025 Actuarial Soundness Valuation, and unless noted differently, the same actuarial assumptions and methods as used for the June 30, 2025 Actuarial Soundness Valuation.

Based on information prescribed to us by ISAC, the investment return assumption and tuition and fee increase assumptions for the June 30, 2025 actuarial valuation are as follows:

- The net investment return assumption under the “select and ultimate” rate structure was maintained from the prior valuation with an initial rate of 5.00 percent for fiscal year 2024 grading down to the ultimate rate of 3.00 percent in fiscal years on and after 2031 (in 0.286 percent annual increments). The initial rate used in this valuation is 4.429 percent for fiscal year 2026.
- The tuition and fee increase assumption was maintained at 5.00 percent per year for all types of contracts.

The projection results involve actuarial calculations that require assumptions about future events. We believe that the actuarial assumptions, including those prescribed to us by ISAC, are reasonable for the purposes of measuring the Program's future obligations. The combined effect of the assumptions, excluding prescribed assumptions or methods set by law, is expected to have no significant bias (i.e., not significantly optimistic or pessimistic).

Background

Financial Status of the Program as of June 30, 2025

As of June 30, 2025, the present value of all future tuition obligations under contracts outstanding (and including future administrative expenses) is \$375,726,920. The value of fund assets as of June 30, 2025, including the market value of program assets and the present value of installment contract receivables, is \$425,874,055. The difference between the present value of future tuition obligations and the value of assets as of June 30, 2025 represents a program surplus of \$50,147,135. This is comparable to the program surplus from the June 30, 2024 actuarial soundness valuation of \$40,441,213.

Based on the actuarial assumptions used in the June 30, 2024 actuarial soundness valuation and actual tuition payments, refunds and fees, the surplus of \$40.4 million at June 30, 2024 was expected to increase to \$42.3 million as of June 30, 2025. The factors which caused the surplus to increase by an additional \$7.8 million compared to the expected surplus were: (1) tuition and fee increases in the past year that were less than expected (increases that were lower than the assumption of 5.00 percent used in the last actuarial valuation); (2) favorable demographic experience; and (3) investment experience that was more than expected (the estimated return on the market value of assets was 5.38 percent compared to the assumption of 4.714 percent for fiscal year 2025 used in the last actuarial valuation).

These results are illustrated in the table on the following page.

Background

	(Surplus)
Value at June 30, 2024	\$ (40,441,213)
Expected Value at June 30, 2025	\$ (42,347,612)
(Gain)/Loss Due to:	
Investment Experience	\$ (2,931,194)
Due from Other State Funds	-
Experience Study Assumption Changes	-
Tuition and Fee Assumption Changes	-
Tuition and Fee Inflation Experience	(3,068,342)
Other Demographic Experience*	(1,799,987)
Total	\$ (7,799,523)
Actual Value at June 30, 2025	\$ (50,147,135)

**Other Demographic Experience includes deviations in actual contract beneficiary experience from our assumptions related to rates of enrollment and utilization of benefits and contract terminations and refunds. Also includes changes in expected future administrative expenses compared to projections from the previous actuarial valuation.*

SECTION B

PROJECTION RESULTS

Discussion of Scenario Results

Closed Group -- Run-Off Scenario; Zero New Contracts Sold Per Year

Please note that this specific closed group projection scenario was prescribed to us by ISAC and is being presented for illustrative purposes only.

The College Illinois!® Prepaid Tuition Program stopped accepting new contracts as of the 2017/2018 enrollment period and is still not accepting new contracts for the 2025/2026 enrollment period. According to the ISAC website “College Illinois! is no longer accepting new enrollments.”

Although the Program is closed to new enrollments, a “discontinuance” of the CIPTP has not occurred (as defined in the College Illinois!® 529 Prepaid Tuition Program Disclosure Statement and Master Agreement.) Therefore, based on discussions with ISAC, we have performed a supplemental actuarial valuation of the CIPTP under a prescribed Closed Group Run-Off projection scenario, assuming that the program continues to operate but with no new contract sales after June 30, 2025.

Under this illustrative closed group projection scenario:

- Current Trust assets including future payments from current contract holders, and future investment income are projected to be sufficient to make the required tuition payments and maintain solvency until the end of the program, and
- The CIPTP funded status as of June 30, 2025 is 113.3 percent and is projected to remain above 100 percent for the remaining years in the projection period.

Under this prescribed Closed Group Run-Off scenario, Trust assets are projected to decline rapidly as tuition benefits are paid. Therefore, based on discussions with ISAC, we have incorporated a “select and ultimate” approach to the investment return assumption (and also the related discount rate for the liabilities). Under this “select and ultimate” approach to the investment return assumption, we have assumed that the net investment return and discount rate grade down from an initial rate of 4.429 percent for fiscal year 2026 to the ultimate rate of 3.00 percent for fiscal years 2031 and after, in equal annual increments of 0.286 percent.

SECTION C

PROJECTION TABLE

Projection Table

Closed Group Projections

Scenario 1 — Run-Off Scenario

Projection Based on Data as of June 30, 2025

Assumed Net Investment Return and Discount Rates Graded Down from 4.429% to 3.000% in 0.286% Yearly Increments

Other Assumptions Based on Those Used in the Actuarial Valuation as of June 30, 2025, Including Assumed Tuition and Fee Increase Assumption of 5.00%

Zero New Contracts Per Year

Fiscal Year Ending 6/30	Assumed Net Rate of Return	Annual New Contracts	Cash Flows						Assets			Liabilities			Unfunded Liability	Funded Ratio
			Contract Contributions	Additional Required Solvency Contributions	Tuition Payments, Refunds and Fees	Administrative Expenses	Net Non-Investment Cash Flow	Net Investment Return	Market Value of Assets (EOY)	Total Present Value of Future Contributions	Total Fund Assets (MVA + PVFC)	Total Present Value of Future Benefits	Present Value of Future Admin Expenses	Total Present Value of Future Benefits, Fees and Expenses		
2025			\$ 1,904,949	\$ -	\$ 93,349,358	\$ 2,282,487	\$ (93,726,896)	\$ 23,986,654	\$ 423,241,601	\$ 2,632,454	\$ 425,874,055	\$ 367,052,186	\$ 8,674,734	\$ 375,726,920	\$ (50,147,135)	113.3%
2026	4.429%	0	804,980	-	84,267,958	2,092,933	(85,555,911)	16,871,261	354,556,951	1,926,432	356,483,383	297,195,072	6,920,159	304,115,231	(52,368,152)	117.2%
2027	4.143%	0	641,011	-	71,322,104	1,694,607	(72,375,700)	13,205,247	295,386,498	1,352,089	296,738,587	236,723,316	5,477,506	242,200,823	(54,537,764)	122.5%
2028	3.857%	0	510,017	-	58,104,183	1,349,797	(58,943,964)	10,267,077	246,709,611	884,480	247,594,091	186,639,613	4,313,192	190,952,805	(56,641,286)	129.7%
2029	3.571%	0	393,630	-	46,799,565	1,064,220	(47,470,155)	7,969,855	207,209,311	515,468	207,724,779	145,676,672	3,384,162	149,060,833	(58,663,946)	139.4%
2030	3.286%	0	292,601	-	35,925,230	830,649	(36,463,278)	6,214,649	176,960,682	235,037	177,195,719	113,952,897	2,651,179	116,604,076	(60,591,643)	152.0%
2031	3.000%	0	167,474	-	26,196,081	649,760	(26,678,367)	4,911,602	155,193,918	72,120	155,266,038	90,785,365	2,071,280	92,856,646	(62,409,392)	167.2%
2032	3.000%	0	73,194	-	19,854,184	517,658	(20,298,648)	4,353,588	139,248,858	-	139,248,858	73,359,130	1,608,053	74,967,183	(64,281,675)	185.7%
2033	3.000%	0	-	-	15,607,700	418,294	(16,025,994)	3,938,852	127,161,716	-	127,161,716	59,719,819	1,231,772	60,951,591	(66,210,125)	208.6%
2034	3.000%	0	-	-	12,579,996	340,523	(12,920,519)	3,622,476	117,863,673	-	117,863,673	48,744,112	923,133	49,667,244	(68,196,429)	237.3%
2035	3.000%	0	-	-	11,732,973	277,939	(12,010,913)	3,357,078	109,209,838	-	109,209,838	38,298,767	668,750	38,967,517	(70,242,321)	280.3%
2036	3.000%	0	-	-	10,927,463	218,380	(11,145,842)	3,110,343	101,174,339	-	101,174,339	28,357,567	467,181	28,824,748	(72,349,591)	351.0%
2037	3.000%	0	-	-	8,340,318	161,695	(8,502,013)	2,908,642	95,580,968	-	95,580,968	20,743,796	317,094	21,060,890	(74,520,078)	453.8%
2038	3.000%	0	-	-	6,832,093	118,281	(6,950,374)	2,763,944	91,394,538	-	91,394,538	14,432,293	206,564	14,638,857	(76,755,681)	624.3%
2039	3.000%	0	-	-	5,161,706	82,293	(5,243,999)	2,663,757	88,814,296	-	88,814,296	9,626,703	129,243	9,755,946	(79,058,350)	910.4%
2040	3.000%	0	-	-	3,929,409	54,891	(3,984,300)	2,605,106	87,435,102	-	87,435,102	5,927,589	77,412	6,005,001	(81,430,101)	1000+%
2041	3.000%	0	-	-	2,378,019	33,799	(2,411,818)	2,587,143	87,610,427	-	87,610,427	3,691,991	45,431	3,737,423	(83,873,004)	1000+%
2042	3.000%	0	-	-	1,630,893	21,052	(1,651,945)	2,603,717	88,562,199	-	88,562,199	2,147,575	25,429	2,173,004	(86,389,195)	1000+%
2043	3.000%	0	-	-	1,010,026	12,245	(1,022,271)	2,641,645	90,181,573	-	90,181,573	1,186,938	13,764	1,200,702	(88,980,871)	1000+%
2044	3.000%	0	-	-	551,192	6,768	(557,959)	2,697,140	92,320,754	-	92,320,754	663,148	7,309	670,456	(91,650,298)	1000+%
2045	3.000%	0	-	-	332,097	3,781	(335,879)	2,764,622	94,749,497	-	94,749,497	346,000	3,690	349,691	(94,399,806)	1000+%
2046	3.000%	0	-	-	187,171	1,973	(189,144)	2,839,669	97,400,022	-	97,400,022	166,422	1,799	168,221	(97,231,801)	1000+%
2047	3.000%	0	-	-	84,329	949	(85,278)	2,920,731	100,235,475	-	100,235,475	85,830	890	86,720	(100,148,755)	1000+%
2048	3.000%	0	-	-	44,522	489	(45,011)	3,006,394	103,196,858	-	103,196,858	43,220	420	43,640	(103,153,218)	1000+%
2049	3.000%	0	-	-	24,938	246	(25,184)	3,095,531	106,267,205	-	106,267,205	19,207	182	19,389	(106,247,816)	1000+%
2050	3.000%	0	-	-	12,281	110	(12,391)	3,187,832	109,442,646	-	109,442,646	7,320	76	7,396	(109,435,250)	1000+%
2051	3.000%	0	-	-	3,834	42	(3,876)	3,283,222	112,721,992	-	112,721,992	3,648	36	3,685	(112,718,307)	1000+%
2052	3.000%	0	-	-	2,161	21	(2,182)	3,381,627	116,101,437	-	116,101,437	1,565	16	1,581	(116,099,856)	1000+%
2053	3.000%	0	-	-	846	9	(855)	3,483,030	119,583,612	-	119,583,612	753	8	761	(119,582,851)	1000+%
2054	3.000%	0	-	-	394	4	(398)	3,587,502	123,170,716	-	123,170,716	376	4	379	(123,170,337)	1000+%
2055	3.000%	0	-	-	178	2	(180)	3,695,119	126,865,655	-	126,865,655	206	1	208	(126,865,447)	1000+%
2056	3.000%	0	-	-	165	1	(166)	3,805,967	130,671,456	-	130,671,456	45	0	45	(130,671,411)	1000+%
2057	3.000%	0	-	-	33	0	(33)	3,920,143	134,591,566	-	134,591,566	13	0	13	(134,591,553)	1000+%
2058	3.000%	0	-	-	13	0	(13)	4,037,747	138,629,300	-	138,629,300	-	-	-	(138,629,300)	N/A



SECTION D

ACTUARIAL METHODS AND ASSUMPTIONS

Actuarial Valuation Methods and Assumptions

Actuarial Valuation Methods

Actuarial Value of Assets – The Actuarial Value of Assets is equal to the Market Value of Assets plus the present value of expected future contract payments from current contract holders.

Actuarial Valuation Assumptions

The rationale for the actuarial assumptions (except as indicated) may be found in the experience study report covering the period July 1, 2014 through June 30, 2023, which was issued on May 22, 2024. The assumptions were adopted for first use in the actuarial soundness valuation as of June 30, 2024.

Measurement Date June 30, 2025

Net Investment Return Rate

The following select and ultimate rate structure, net of investment expenses and compounded annually, is assumed. Includes inflation assumption of 2.50 percent. (First effective with the actuarial soundness valuation as of June 30, 2023, and prescribed to us by ISAC.)

Net Investment Return Rate

<u>Fiscal Year</u> <u>Ending 6/30</u>	<u>Net Investment Return Rate</u>
2026	4.429%
2027	4.143%
2028	3.857%
2029	3.571%
2030	3.286%
2031+	3.000%

Considering the current asset allocation, LDI strategy, current and future liquidity requirements, and the fact that program enrollment is on hold, we believe the net investment rate of return assumption of 4.429 percent in fiscal year 2026 grading down to 3.00 percent in 2031, on a select and ultimate basis, is reasonable for the purposes of measuring the Program's future obligations. Additionally, we believe the assumed rate of tuition increases of 5.00 percent per year is reasonable for the purpose of measuring the Program's future obligations, with a small margin for conservatism.

Actuarial Valuation Methods and Assumptions

Weighted Average Tuition and Fees (WATF) by Contract Type Based on the Freshman Tuition Rates Adjusted for Differential Tuition (Blended)

	Contract Type			
	Choice 1	Choice 2	Choice 3	
	Community College	University	University Plus	Legacy†
2025-2026 Weighted Tuition	\$4,648	\$12,231	\$15,040	\$12,963
2025-2026 Weighted Fees	574	4,754	5,054	4,817
2025-2026 Total WATF	5,222	16,985	20,094	17,780

†Legacy contracts refer to contracts sold prior to October 2008. These contracts can be used for full tuition and fees at any public University in the State of Illinois, including UIUC.

For continuing students at public universities and students attending community colleges, fees are combined with tuition in our projections and follow their respective tuition inflation assumptions.

Freshman Weighted Average Tuition and Fees (WATF) Increase from Prior Year

	Contract Type			
	Choice 1	Choice 2	Choice 3	
	Community College	University	University Plus	Legacy
2025-2026 Total WATF	\$5,222	\$16,985	\$20,094	\$17,780
2024-2025 Total WATF	5,097	16,470	19,586	17,250
WATF Increase	2.45%	3.12%	2.60%	3.07%

Bias Load

Contract beneficiaries may select a university or major with costs that are higher or lower than the overall WATF. In addition, contract beneficiaries may use more or less than the 15 credits assumed to calculate the WAT. For example, certain institutions may charge the same fixed rate for someone using 12 credits as someone using 16 credits (i.e., “Block” pricing). The following bias loads were used to recognize the biases that exist in how the WAT is calculated and how the WAT is used by contract beneficiaries.

	Contract Type			
	Choice 1	Choice 2	Choice 3	
	Community College	University	University Plus	Legacy
Bias Load	0.00%	-3.00%	3.00%	0.00%

Actuarial Valuation Methods and Assumptions

Tuition and Fee Increase Assumption

Tuition and Fee Increase Assumption - June 30, 2025, Actuarial Valuation				
Effective Date	Community College	University	University Plus	Legacy
6/30/2025 and Beyond	5.00%	5.00%	5.00%	5.00%

(First effective with the actuarial soundness valuation as of June 30, 2024, and prescribed to us by ISAC.)

These assumptions were chosen by ISAC and consider historical Illinois public tuition and fee inflation, typically over a 20-year horizon, as well as current economic and political conditions. The 5.00 percent assumption is intended to include conservatism.

Truth in Tuition

Under Illinois' Truth-in-Tuition law, the State's 12 public colleges and universities are required to charge incoming resident freshmen a fixed tuition rate for the first four years of college. The Truth in Tuition law does not apply to community colleges.

For contract beneficiaries with a Choice 2, Choice 3 or Legacy contract, it was assumed that their tuition will not increase in their second, third and fourth year of school. If they attend school beyond four years, it was assumed that their tuition would increase to the amount charged the year after the year they first enrolled. For contract beneficiaries with a Choice 1 contract, it was assumed that tuition will increase for each year enrolled. The fee portion of the WATF is assumed to increase each year for all contract types.

The following table shows the WAT (excluding fees) for the past four years that would be used for contract beneficiaries under the Truth-in-Tuition law. (Choice 1 is shown for informational purposes only.)

	Contract Type			
	Choice 1	Choice 2	Choice 3	
	Community College	University	University Plus	Legacy
2025-2026 Weighted Tuition	\$4,648	\$12,231	\$15,040	\$12,963
2024-2025 Weighted Tuition	4,539	11,871	14,658	12,569
2023-2024 Weighted Tuition	4,410	11,514	14,829	12,349
2022-2023 Weighted Tuition	4,360	11,300	14,619	12,235
2021-2022 Weighted Tuition	4,281	11,123	14,074	11,914

Actuarial Valuation Methods and Assumptions

Rates of Cancellation before Matriculation

These rates are used to measure the probability of eligible contract beneficiaries cancelling their contracts before and after projected college entrance date. The rates apply to contract beneficiaries who have not yet matriculated. Once the contract beneficiaries are assumed to have matriculated and started using benefits, a different set of assumptions apply.

Years from Projected College Entrance Year	Cancellation Rate	Years from Projected College Entrance Year	Cancellation Rate
-17	6.0%	-1	1.5%
-16	6.0%	0	1.5%
-15	4.0%	1	3.0%
-14	3.0%	2	3.0%
-13	3.0%	3	5.0%
-12	3.0%	4	6.0%
-11	2.0%	5	7.5%
-10	2.0%	6	7.5%
-9	1.5%	7	7.5%
-8	1.5%	8	7.5%
-7	1.5%	9	25.0%
-6	1.5%	10	50.0%
-5	1.0%	11	33.0%
-4	1.0%	12	33.0%
-3	1.0%	13	33.0%
-2	1.0%	14+	100.0%

In the event of a cancellation, it was assumed that a refund will be paid equal to the amount of all contract payments made accumulated with applicable interest, less benefits paid. (Two percent annual interest is applicable to contracts purchased prior to the 2013/2014 enrollment period. No interest is applicable to contracts purchased during or after the 2013/2014 enrollment period.)

Actuarial Valuation Methods and Assumptions

Rates of Cancellation after Matriculation

These rates are used to measure the probability of eligible contract beneficiaries cancelling their contracts after contract beneficiaries are assumed to have matriculated and started using benefits.

Years from Projected College Entrance Year	Matriculation Rate
0	0.25%
1	0.25%
2	0.50%
3	1.50%
4	2.50%
5	3.00%
6	3.25%
7	3.50%
8	3.75%
9	25.00%
10	50.00%
11	33.00%
12	33.00%
13	33.00%
14+	100.00%

In the event of a cancellation, it was assumed that a refund will be paid equal to the amount of all contract payments made accumulated with applicable interest, less benefits paid. (Two percent annual interest is applicable to contracts purchased prior to the 2013/2014 enrollment period. No interest is applicable to contracts purchased during or after the 2013/2014 enrollment period.)

Rates of Matriculation

These rates are used to measure the probability of eligible contract beneficiaries matriculating at and beyond their projected college entrance date. The rates apply to contract beneficiaries who have not yet matriculated.

Years from Projected College Entrance Year	Matriculation Rate
0	67.5%
1	37.5%
2	35.0%
3	30.0%
4	20.0%
5	15.0%
6	9.0%
7	9.0%
8	8.0%
9	8.0%
10	0.0%

Actuarial Valuation Methods and Assumptions

Utilization of Benefits

The following number of credits were assumed to be utilized for contract beneficiaries. Contract beneficiaries are assumed to use the benefits as described by the CIPTP Master Agreement.

Years Since Matriculation	Number of Semesters Purchased								
	1	2	3	4	5	6	7	8	9
1	9.00	21.00	28.00	28.00	30.00	30.00	30.00	30.00	30.00
2	5.00	16.00	23.00	23.00	28.00	28.00	28.00	28.00	28.00
3	3.00	8.00	14.00	14.00	24.00	24.00	26.00	26.00	26.00
4	2.00	6.00	9.00	9.00	16.00	16.00	22.00	22.00	22.00
5	2.00	4.00	7.00	7.00	9.00	9.00	12.00	12.00	12.00
6	2.00	3.00	6.00	6.00	7.00	7.00	7.00	7.00	7.00
7	2.00	2.00	5.00	5.00	6.00	6.00	6.00	6.00	6.00
8	2.00	2.00	4.00	4.00	5.00	5.00	5.00	5.00	5.00
9	2.00	2.00	3.00	3.00	4.00	4.00	4.00	4.00	4.00
10+	2.00	2.00	2.00	2.00	3.00	3.00	3.00	3.00	3.00

Administrative Expenses

Administrative expenses of the Program are assumed to be paid through a combination of investment earnings and fees assessed on purchasers. Marketing expenses were excluded from the liabilities (present value of future administrative expenses) for current contract beneficiaries as it is assumed those costs should only be applicable to future contracts. Administrative expenses for FY 2026 are projected to equal actual 2025 expenses multiplied by the ratio of actual 2025 administrative expenses to actual 2024 administrative expenses, with a maximum value of the actual 2025 administrative expenses. Future year (for FY 2027 and later) administrative expenses are projected to then decline at the same rate the present value of benefits declines. The present value of future administrative expenses for FY 2025 is equal to approximately 2.3 percent of the total liabilities.

Mortality and Disability

No assumption is made for death or disability. Valuing the rate of incidence is expected to be immaterial.

Contract Transfers

No explicit assumption is made for contract transfers. However, the set of assumptions is slightly conservative and losses due to contract transfers are expected to reduce the implied margin of conservatism. We recommend monitoring contract transfer experience to evaluate if an explicit assumption is needed.

Actuarial Valuation Methods and Assumptions

Data Adjustments

The following contract beneficiary records were excluded from the actuarial valuation:

- Records with a payment status indicating they were cancelled;
- Records with a contract usage status of depleted; and
- Records with less than one contract unit remaining (the number of contract units purchased minus the number of contract units used is less than one).

The projected college entrance year was adjusted for contract beneficiaries who are not scheduled to have completed payments for the contract by the college entrance year provided in the data.

The account balance that is eligible to be refunded is calculated by GRS based on the contract payment information provided, increased with applicable interest, less any tuition and fee benefits paid to date. Two percent annual interest is applicable to contracts purchased prior to the 2013/2014 enrollment period. No interest is applicable to contracts purchased during or after the 2013/2014 enrollment period.

SECTION E

PLAN PROVISIONS

Plan Provisions

(This is a summary only; the full terms and conditions of the College Illinois!® Prepaid Tuition Program are included in the Illinois Prepaid Tuition Act, 110 ILCS 979 (the “Act”) and ISAC Administrative Rules (23 Ill. Adm. Code 2775, et. seq.) (“ISAC Rules”).

A. Type of Contract

Three types of contracts are available for purchase: Choice 1 - Community College, Choice 2 – University and Choice 3 – University Plus. (For contracts sold prior to October 2008, there was one type of University contract, which are currently referred to as Legacy contracts.)

From the College Illinois! Prepaid Tuition Program Student Handbook:

Choice 1 Community College Plan

Provides in-district tuition and mandatory fees for each semester (15 credit hours) purchased at an Illinois Community College.

Choice 2 University Plan

Provides undergraduate in-state tuition and mandatory fee coverage for each semester (15 credit hours) purchased at any of the following eligible institutions: Chicago State University, Eastern Illinois University, Governors State University, Illinois State University, Northeastern Illinois University, Northern Illinois University, Southern Illinois University Carbondale, Southern Illinois University Edwardsville, University of Illinois Chicago, University of Illinois Springfield, Western Illinois University.

Choice 3 University Plus Plan

Provides undergraduate in-state tuition and mandatory fee coverage for each semester (15 credit hours) purchased at the University of Illinois Urbana Champaign.

B. Benefit

Covered benefits include tuition and mandatory fees at an Illinois public university or community college based on the in-state or in-district undergraduate rate for a full-time student.

Mandatory fees are fees that are required upon enrollment for all students attending the particular institution.

The benefit does not include any optional fees, expenses or cost of supplies.

The benefit shall never be less than the amount paid for the contract.

Plan Provisions

Benefits are available for use three years after the first payment due date. The plan must be paid in full prior to the use of any benefits. In addition, the beneficiary has up to 10 years from the projected college enrollment date to start using program benefits. Once the beneficiary starts using the prepaid benefits, they have 10 years to finish using benefits.

C. Contract Payments

The Program offers a variety of payment options, including the following:

- Lump Sum;
- 5-year installment plans paid monthly or annually;
- Extended installment plans of 6 to 15 years, depending on age, paid monthly or annually; and
- Down payment options are available for monthly installment plans.

D. Private or Out-of-State Institutions

For beneficiaries attending a private or out-of-state institution, the plan will pay an amount based upon the weighted average tuition and mandatory fees at Illinois public universities or community colleges depending on the type of contract purchased.

E. Scholarship

If a qualified beneficiary is awarded a grant or scholarship that duplicates the benefits covered by a prepaid tuition contract, the purchaser may request a refund in semester installments.

Illinois public university or community college – the installments will be in an amount equal to the current cost of in-state or in-district registration fees at that institution, less any benefits used to pay registration fees not covered by the scholarship and any applicable fees.

Illinois Private Institution or an eligible Out-of-State Institution – the installments will be in an amount equal to the current average mean-weighted credit hour value of registration fees at Illinois public universities or Illinois community colleges, depending on the type of the purchased contract, less any benefits used to pay registration fees not covered by the scholarship and any applicable fees.

F. Not Attending an Institution of Higher Education (Transfer)

Benefits can be transferred to a member of the “family” as defined in Section 529 of the Internal Revenue Code.

Purchasers can also choose to postpone the beneficiary’s use of contract benefits to a later time or receive a refund.

Plan Provisions

<i>G. Cancellation/Refunds</i>	Refund equal to all contract payments made accumulated with applicable interest, less benefits paid and applicable cancellation fees. (Two percent annual interest is applicable to contracts purchased prior to the 2013/2014 enrollment period. No interest is applicable to contracts purchased during or after the 2013/2014 enrollment period.)
<i>H. Death/Disability of Qualified Beneficiary</i>	Refund equal to the value of the mean-weighted average cost of tuition at the colleges for the type of contract purchased will be made to the purchaser.
<i>I. Other Ancillary Benefits</i>	There are no ancillary benefits.
<i>J. Truth in Tuition</i>	Under Illinois' Truth-in-Tuition law, enacted with the fall 2004 semester, the state's 12 public colleges and universities are required to charge incoming resident freshmen a fixed tuition rate for the first four years of college.
<i>K. New Contracts</i>	Effective as of the 2017/2018 period, CIPTP has not accepted new contracts.
<i>L. Extraordinary Contributions</i>	In fiscal year 2022, ISAC secured state funding that significantly addressed the College Illinois!® Prepaid Tuition Program unfunded liability. There were two State appropriations from the State's General Revenue Fund on behalf of fiscal year 2022 – one for \$20 million and a second appropriation of \$230 million that are reflected in the actuarial valuation as of June 30, 2022. (There was an additional State appropriation of \$30 million on behalf of fiscal year 2021.)
<i>M. Changes from Previous Valuation</i>	None.

INDEPENDENT AUDITOR'S REPORT ON INTERNAL CONTROL
OVER FINANCIAL REPORTING AND ON COMPLIANCE AND OTHER
MATTERS BASED ON AN AUDIT OF FINANCIAL STATEMENTS PERFORMED
IN ACCORDANCE WITH *GOVERNMENT AUDITING STANDARDS*

Honorable Frank J. Mautino
Auditor General
State of Illinois, and

Mr. Kevin B. Huber
Chair of the Governing Board
Illinois Student Assistance Commission

As Special Assistant Auditors for the Auditor General, we have audited, in accordance with auditing standards generally accepted in the United States of America and the standards applicable to financial audits contained in *Government Auditing Standards* issued by the Comptroller General of the United States, the financial statements of the Illinois Prepaid Tuition Program of the State of Illinois, Illinois Student Assistance Commission, as of and for the year ended June 30, 2025, and the related notes to the financial statements, which collectively comprise the Illinois Prepaid Tuition Program of the State of Illinois, Illinois Student Assistance Commission's basic financial statements and have issued our report thereon dated January 26, 2026. That report contains an emphasis of matter paragraph which states "as discussed in Notes 9 and 10, the amount of the Illinois Prepaid Tuition Program net position is highly dependent on the actuarial assumptions used to calculate the actuarial present value of future tuition benefit obligations." Our opinion is not modified with respect to this matter.

Report on Internal Control Over Financial Reporting

Management of the State of Illinois, Illinois Student Assistance Commission is responsible for establishing and maintaining effective internal control over financial reporting of the Illinois Prepaid Tuition Program (internal control). In planning and performing our audit of the financial statements, we considered the State of Illinois, Illinois Student Assistance Commission's internal control as a basis for designing audit procedures that are appropriate in the circumstances for the purpose of expressing our opinion on the financial statements, but not for the purpose of expressing an opinion on the effectiveness of the State of Illinois, Illinois Student Assistance Commission's internal control. Accordingly, we do not express an opinion on the effectiveness of the State of Illinois, Illinois Student Assistance Commission's internal control.

A *deficiency in internal control* exists when the design or operation of a control does not allow management or employees, in the normal course of performing their assigned functions, to prevent, or detect and correct, misstatements on a timely basis. A *material weakness* is a deficiency, or a combination of deficiencies, in internal control such that there is a reasonable possibility that a material misstatement of the entity's financial statements will not be prevented, or detected and corrected on a timely basis. A *significant deficiency* is a deficiency, or a combination of deficiencies, in internal control that is less severe than a material weakness, yet important enough to merit attention by those charged with governance.

(Continued)

Our consideration of internal control was for the limited purpose described in the first paragraph of this section and was not designed to identify all deficiencies in internal control that might be material weaknesses or significant deficiencies. Given these limitations, during our audit we did not identify any deficiencies in internal control that we consider to be material weaknesses. However, material weaknesses or significant deficiencies may exist that have not been identified.

Report on Compliance and Other Matters

As part of obtaining reasonable assurance about whether the State of Illinois, Illinois Student Assistance Commission, Illinois Prepaid Tuition Program's financial statements are free from material misstatement, we performed tests of its compliance with certain provisions of laws, regulations, contracts, and grant agreements, noncompliance with which could have a direct and material effect on the financial statements. However, providing an opinion on compliance with these provisions was not an objective of our audit, and accordingly, we do not express such an opinion. The results of our tests disclosed no instances of noncompliance or other matters that are required to be reported under *Government Auditing Standards*.

Purpose of this Report

The purpose of this report is solely to describe the scope of our testing of internal control and compliance and the results of that testing, and not to provide an opinion on the effectiveness of the State of Illinois, Illinois Student Assistance Commission's internal control or on compliance. This report is an integral part of an audit performed in accordance with *Government Auditing Standards* in considering the State of Illinois, Illinois Student Assistance Commission's internal control and compliance. Accordingly, this communication is not suitable for any other purpose.

SIGNED ORIGINAL ON FILE

Crowe LLP

Oakbrook Terrace, Illinois
January 26, 2026