



**ILLINOIS STATE TOLL HIGHWAY AUTHORITY**  
(A Component Unit of the State of Illinois)

Financial Audit and Compliance Examination

Year ended December 31, 2015

Performed as Special Assistant  
Auditors for the Auditor General,  
State of Illinois

**ILLINOIS STATE TOLL HIGHWAY AUTHORITY**  
(A Component Unit of the State of Illinois)

**Table of Contents**

	<b>Schedule</b>	<b>Page(s)</b>
Agency Officials		1
Management Assertion Letter		2
<b>Compliance Report:</b>		
Summary		3 – 5
Independent Accountants’ Report on State Compliance and on Internal Control over Compliance		6 – 8
Independent Auditors’ Report on Internal Control over Financial Reporting and on Compliance and Other Matters Based on an Audit of Financial Statements Performed in Accordance with <i>Government Auditing Standards</i>		9 – 10
<b>Schedule of Findings:</b>		
<b>Current Findings:</b>		
Government Auditing Standards		11 – 16
State Compliance		17 – 21
Prior Findings Not Repeated		22
<b>Financial Statement Report:</b>		
Summary		23
Independent Auditors’ Report		24 – 26
Management’s Discussion and Analysis (Unaudited)		27 – 34
<b>Basic Financial Statements:</b>		
Statement of Net Position		35 – 36
Statement of Revenues, Expenses and Changes in Net Position		37
Statement of Cash Flows		38 – 39
Notes to the Financial Statements		40 – 82

**ILLINOIS STATE TOLL HIGHWAY AUTHORITY**  
(A Component Unit of the State of Illinois)

**Table of Contents**

	<b>Schedule</b>	<b>Page(s)</b>
<b>Supplemental Schedules:</b>		
<b>GASB 68 Required Supplementary Information:</b>		
Schedule of Changes in Net Pension Liability and Related Ratios	1	83
Schedule of Contributions to SERS Pension Plan	2	84
<b>Supplementary Information – Trust Indenture Agreement Schedules (Non-GAAP):</b>		
Schedule of Changes in Fund Balance – By Fund	3	85 – 86
Schedule of Changes in Fund Balance – Revenue Fund – By Account	4	87 – 88
Notes to the Trust Indenture Basis Schedules		89 – 93
Schedule of Toll Revenue by Class of Vehicles and Other Revenue Sources (Unaudited)	5	94
Schedule of Capital Assets by Source	6	95
Schedule of Changes in Capital Assets	7	96
Rehabilitation Repair and Replacement Program (Unaudited)	8	97
Summary of Operating Revenues, Maintenance and Operating Expenses, Net Operating Revenues and Debt Service Coverage (Unaudited)	9	98
Annual Toll Transactions: Passenger and Commercial Vehicles (Unaudited)	10	99
Annual Toll Revenues: Passenger and Commercial Vehicles (Unaudited)	11	100
Operating Revenues, Maintenance and Operating Expenses and Net Operating Revenues (Unaudited)	12	101
<b>Supplementary Information for State Compliance Purposes:</b>		
Summary		102
<b>Fiscal Schedules and Analysis:</b>		
Schedule of Cash and Cash Equivalents Balances	13	103
Schedule of Commodities Inventory	14	104
Schedule of Accounts Receivable	15	105

**ILLINOIS STATE TOLL HIGHWAY AUTHORITY**  
(A Component Unit of the State of Illinois)

**Table of Contents**

	<b>Schedule</b>	<b>Page(s)</b>
Schedule of Changes in Capital Assets	16	106
Explanation of Significant Variations in Asset Accounts	17	107
Explanation of Significant Variations in Liability Accounts	18	108
Explanation of Significant Variations in Revenues and Expenses	19	109
<b>Analysis of Operations (Unaudited):</b>		
Tollway Functions and Planning Program (Unaudited)		110 – 112
Average Number of Employees by Function (Unaudited)		113
Emergency Purchases (Unaudited)		114
Service Efforts and Accomplishments (Unaudited)		115

**ILLINOIS STATE TOLL HIGHWAY AUTHORITY**  
(A Component Unit of the State of Illinois)

December 31, 2015

**Agency Officials**

Executive Director	Kristi Lafleur (1/1/2015 – 6/24/2015) Greg Bedalov (6/25/2015 – 12/31/2015)
Chief of Staff	Michael Stone
Chief of Finance	Michael Colsch
Controller	Patricia Pearn
General Counsel	David Goldberg

**Central Administrative agency offices are located at:**

2700 Ogden Avenue  
Downers Grove, Illinois 60515



June 30, 2016

KPMG LLP  
200 East Randolph Street, Suite 5500  
Chicago, Illinois 60601


Ladies and Gentlemen:

We are responsible for the identification of, and compliance with, all aspects of laws, regulations, contracts, or grant agreements that could have a material effect on the operations of the Tollway. We are responsible for and we have established and maintained an effective system of internal controls over compliance requirements. We have performed an evaluation of the Tollway's compliance with the following assertions during the year ended December 31, 2015. Based on this evaluation, we assert that during the year ended December 31, 2015, the Tollway has materially complied with the assertions below.

- A. The Tollway has obligated, expended, received and used public funds of the Tollway in accordance with the purpose for which such funds have been authorized by law.
- B. The Tollway has obligated, expended, received and used public funds of the Tollway in accordance with any limitations, restrictions, conditions or mandatory directions imposed by law upon such obligation, expenditure, receipt or use.
- C. The Tollway has complied, in all material respects, with applicable laws and regulations, including the State uniform accounting system, in its financial and fiscal operations.
- D. The revenues and receipts collected by the Tollway are in accordance with applicable laws and regulations and the accounting and recordkeeping of such revenues and receipts is fair, accurate and in accordance with law.
- E. Money or negotiable securities or similar assets handled by the Tollway or held in trust by the Tollway have been properly and legally administered, and the accounting and recordkeeping relating thereto is proper, accurate and in accordance with law.


Yours very truly,

Illinois State Toll Highway Authority




---

Gregory Bedalov, Executive Director



---

Michael Colsch, Chief of Finance



---

David Goldberg, General Counsel

**ILLINOIS TOLLWAY**

2700 Ogden Avenue | Downers Grove, IL 60515 | Phone: 630.241.6800 | TTY: 630.241.6988  
www.illinoistollway.com

**ILLINOIS STATE TOLL HIGHWAY AUTHORITY**  
(A Component Unit of the State of Illinois)

December 31, 2015

**Compliance Summary**

The compliance testing performed during this examination was conducted in accordance with *Government Auditing Standards* and in accordance with the Illinois State Auditing Act.

**Accountants' Reports**

The Independent Accountants' Report on State Compliance, on Internal Control over Compliance and on Supplementary Information for State Compliance Purposes does not contain scope limitations, disclaimers, or other significant nonstandard language.

**Summary of Findings**

Number of:	<b>Current Report</b>	<b>Prior Report</b>
Findings	6	7
Repeated findings	6	5
Prior recommendations implemented or not repeated	1	1

Details of findings are presented in a separately tabbed report section.

**Schedule of Findings**

**Findings (*Government Auditing Standards*)**

<b>Finding No.</b>	<b>Page No.</b>	<b>Description</b>	<b>Finding Type</b>
2015-001	11	Inadequate Financial Reporting Systems	Significant deficiency
2015-002	13	Inadequate Controls Over Information Systems	Significant deficiency
2015-003	15	Inadequate Year End Payables Process	Significant deficiency

**ILLINOIS STATE TOLL HIGHWAY AUTHORITY**  
(A Component Unit of the State of Illinois)

December 31, 2015

**Findings (State Compliance)**

<b>Item No.</b>	<b>Page</b>	<b>Description</b>	<b>Finding Type</b>
2015-004	17	Procurement: Lack of Evaluation Comments	Significant deficiency and noncompliance
2015-005	18	Failure to Accurately and Properly Report Locally Held Funds	Significant deficiency and noncompliance
2015-006	20	Inadequate Procedures to Approve Timecards	Significant deficiency and noncompliance

In addition, the following findings which are reported as current findings relating to *Government Auditing Standards* also meet the reporting requirements for State Compliance.

**Findings (Government Auditing Standards)**

<b>Item No.</b>	<b>Page</b>	<b>Description</b>	<b>Finding Type</b>
2015-001	11	Inadequate Financial Reporting Systems	Significant deficiency and noncompliance
2015-002	13	Inadequate Controls Over Information Systems	Significant deficiency and noncompliance
2015-003	15	Inadequate Year-End Payables Process	Significant deficiency and noncompliance



**ILLINOIS STATE TOLL HIGHWAY AUTHORITY**  
(A Component Unit of the State of Illinois)

December 31, 2015

**Exit Conference**

The findings and recommendations appearing in this report were discussed with Tollway personnel at an exit conference on June 30, 2016. Attending were:

<b>Illinois State Toll Highway Authority</b>	
Gregory Bedalov	Executive Director
Michael Stone	Chief of Staff
Michael J. Colsch	Chief of Finance
Cassandra Rouse	Chief Internal Auditor
Patricia Pearn	Controller

<b>KPMG LLP</b>	
Catherine Baumann	Partner
Jason Rosheisen	Senior Manager

<b>Illinois Office of the Auditor General</b>	
Thomas L. Kizziah, CPA	Audit Manager

The responses to the recommendations were provided by Cassandra Rouse, Chief Internal Auditor, at the exit conference on June 30, 2016.



KPMG LLP  
Aon Center  
Suite 5500  
200 East Randolph Drive  
Chicago, IL 60601-6436

## Independent Accountants' Report on State Compliance and on Internal Control over Compliance

Honorable Frank J. Mautino  
Auditor General State of Illinois

and

The Board of Directors  
Illinois State Toll Highway Authority:

### Compliance

As Special Assistant Auditors for the Auditor General, we have examined the Illinois State Toll Highway Authority's (the Tollway) compliance with the requirements listed below, as more fully described in the Audit Guide for Financial Audits and Compliance Attestation Engagements of Illinois State Agencies (Audit Guide) as adopted by the Auditor General, during the year ended December 31, 2015. The management of the Tollway is responsible for compliance with these requirements. Our responsibility is to express an opinion on the Tollway's compliance based on our examination.

- A. The Tollway has obligated, expended, received, and used public funds of the Tollway in accordance with the purpose for which such funds have been authorized by law.
- B. The Tollway has obligated, expended, received, and used public funds of the Tollway in accordance with any limitations, restrictions, conditions or mandatory directions imposed by law upon such obligation, expenditure, receipt or use.
- C. The Tollway has complied, in all material respects, with applicable laws and regulations, including the State uniform accounting system, in its financial and fiscal operations.
- D. The revenues and receipts collected by the Tollway are in accordance with applicable laws and regulations and the accounting and recordkeeping of such revenues and receipts is fair, accurate and in accordance with law.
- E. The money or negotiable securities or similar assets handled by the Tollway or held in trust by the Tollway have been properly and legally administered and the accounting and recordkeeping relating thereto is proper, accurate, and in accordance with law.

Our examination was conducted in accordance with attestation standards established by the American Institute of Certified Public Accountants; the standards applicable to attestation engagements contained in *Government Auditing Standards* issued by the Comptroller General of the United States; the Illinois State Auditing Act (Act); and the Audit Guide as adopted by the Auditor General pursuant to the Act; and,



accordingly, included examining, on a test basis, evidence about the Tollway's compliance with those requirements listed in the first paragraph of this report and performing such other procedures as we considered necessary in the circumstances. We believe that our examination provides a reasonable basis for our opinion. Our examination does not provide a legal determination on the Tollway's compliance with specified requirements.

In our opinion, the Tollway complied, in all material respects, with the compliance requirements listed in the first paragraph of this report during the year ended December 31, 2015. However, the results of our procedures disclosed instances of noncompliance with the requirements, which are required to be reported in accordance with criteria established by the Audit Guide, issued by the Illinois Office of the Auditor General and which are described in the accompanying schedule of findings as finding numbers 2015-001 through 2015-006.

### **Internal Control**

Management of the Tollway is responsible for establishing and maintaining effective internal control over compliance with the requirements listed in the first paragraph of this report. In planning and performing our examination, we considered the Tollway's internal control over compliance with the requirements listed in the first paragraph of this report to determine the examination procedures that are appropriate in the circumstances for the purpose of expressing our opinion on compliance and to test and report on internal control over compliance in accordance with the Audit Guide, issued by the Illinois Office of the Auditor General, but not for the purpose of expressing an opinion on the effectiveness of the Tollway's internal control over compliance. Accordingly, we do not express an opinion on the effectiveness of the Tollway's internal control over compliance.

A deficiency in internal control over compliance exists when the design or operation of a control over compliance does not allow management or employees, in the normal course of performing their assigned functions, to prevent, or detect and correct, noncompliance with the requirements listed in the first paragraph of this report on a timely basis. A material weakness in internal control over compliance is a deficiency, or combination of deficiencies, in internal control over compliance, such that there is a reasonable possibility that material noncompliance with a requirement listed in the first paragraph of this report will not be prevented, or detected and corrected, on a timely basis. A significant deficiency in internal control over compliance is a deficiency, or a combination of deficiencies, in internal control over compliance that is less severe than a material weakness in internal control over compliance, yet important enough to merit attention by those charged with governance.

Our consideration of internal control over compliance was for the limited purpose described in the first paragraph of this section and was not designed to identify all deficiencies in internal control over compliance that might be deficiencies, significant deficiencies, or material weaknesses and therefore, material weaknesses or significant deficiencies may exist that were not identified. We did not identify any deficiencies in internal control over compliance that we consider to be material weaknesses. However, we identified certain deficiencies in internal control over compliance, as described in the accompanying schedule of findings as items 2015-001 through 2015-006 that we considered to be significant deficiencies.

As required by the Audit Guide, immaterial internal control findings excluded from this report have been reported in a separate letter to your office.

The Tollway's responses to the findings identified in our examination are described in the accompanying schedule of findings. We did not examine the Tollway's responses and, accordingly, we express no opinion on the responses.



This report is intended solely for the information and use of the Illinois Auditor General, the Illinois General Assembly, the Illinois Legislative Audit Commission, the Governor of the State of Illinois, the Tollway Board of Directors and Tollway management and is not intended to be and should not be used by anyone other than these specified parties.

KPMG LLP

Chicago, Illinois  
June 30, 2016



KPMG LLP  
Aon Center  
Suite 5500  
200 East Randolph Drive  
Chicago, IL 60601-6436

**Independent Auditors' Report on Internal Control over Financial Reporting  
and on Compliance and Other Matters Based on an Audit of Financial  
Statements Performed in Accordance with *Government Auditing Standards***

Honorable Frank J. Mautino  
Auditor General State of Illinois

and

The Board of Directors  
Illinois State Toll Highway Authority:

As Special Assistant Auditors for the Auditor General, we have audited, in accordance with the auditing standards generally accepted in the United States of America and the standards applicable to financial audits contained in *Government Auditing Standards*, issued by the Comptroller General of the United States, the basic financial statements of the Illinois State Toll Highway Authority (the Tollway), which comprise the statement of net position as of December 31, 2015, and the related statements of revenues, expenses, and changes in net position and cash flows for the year then ended, and the related notes to the financial statements, and have issued our report thereon dated June 30, 2016.

**Internal Control Over Financial Reporting**

In planning and performing our audit of the basic financial statements, we considered the Tollway's internal control over financial reporting (internal control) to determine the audit procedures that are appropriate in the circumstances for the purpose of expressing our opinion on the basic financial statements, but not for the purpose of expressing an opinion on the effectiveness of the Tollway's internal control. Accordingly, we do not express an opinion on the effectiveness of the Tollway's internal control.

A deficiency in internal control exists when the design or operation of a control does not allow management or employees, in the normal course of performing their assigned functions, to prevent, or detect and correct, misstatements on a timely basis. A material weakness is a deficiency, or combination of deficiencies, in internal control, such that there is a reasonable possibility that a material misstatement of the entity's financial statements will not be prevented, or detected and corrected on a timely basis. A significant deficiency is a deficiency, or a combination of deficiencies, in internal control that is less severe than a material weakness, yet important enough to merit attention by those charged with governance.

Our consideration of internal control was for the limited purpose described in the first paragraph of this section and was not designed to identify all deficiencies in internal control that might be material weaknesses or significant deficiencies and therefore, material weaknesses or significant deficiencies may exist that were not identified. Given these limitations, during our audit we did not identify any deficiencies in internal control that we consider to be material weaknesses. However, material weaknesses may exist that have not been identified. We did identify certain deficiencies in internal control, described in the accompanying schedule



of findings and responses as findings 2015-001 through 2015-003 that we consider to be significant deficiencies.

### **Compliance and Other Matters**

As part of obtaining reasonable assurance about whether Tollway's financial statements are free from material misstatement, we performed tests of its compliance with certain provisions of laws, regulations, contracts, and grant agreements, noncompliance with which could have a direct and material effect on the determination of financial statement amounts. However, providing an opinion on compliance with those provisions was not an objective of our audit, and accordingly, we do not express such an opinion. The results of our tests disclosed no instances of noncompliance or other matters that are required to be reported under *Government Auditing Standards*.

### **Management's Response to Findings**

Management's responses to the findings identified in our audit are described in the accompanying schedule of findings and responses. Management's responses were not subjected to the auditing procedures applied in the audit of the financial statements and, accordingly, we express no opinion on the responses.

### **Purpose of this Report**

The purpose of this report is solely to describe the scope of our testing of internal control and compliance and the results of that testing, and not to provide an opinion on the effectiveness of the Tollway's internal control or on compliance. This report is an integral part of an audit performed in accordance with *Government Auditing Standards* in considering the Tollway's internal control and compliance. Accordingly, this communication is not suitable for any other purpose.

**KPMG LLP**

Chicago, Illinois  
June 30, 2016

**ILLINOIS STATE TOLL HIGHWAY AUTHORITY**  
(A Component Unit of the State of Illinois)

Schedule of Findings

Year ended December 31, 2015

Current Findings – *Government Auditing Standards*

**Finding 2015-001 – Inadequate Financial Reporting Systems**

The Tollway does not have adequate financial systems to prepare its annual financial statements and significant manual effort is required to prepare the annual financial statements in accordance with generally accepted accounting principles (GAAP).

During our audit, we noted the Tollway uses several stand-alone applications to track its financial transactions in accordance with provisions of the trust indentures. The financial data from each financial application is summarized and manually entered into two applications which are used as a general ledger. Several manual reconciliation procedures are required to ensure the information in the general ledger applications agrees to the various financial applications.

Once this information has been reconciled, a data file is generated from the general ledger applications and is imported into another application which is used to create a trial balance. Since the information in the financial applications is recorded based upon the provisions of the trust indentures, several top side entries are required to convert the trial balance to GAAP-based financial statements. As a result, the preparation of the annual financial statements is extremely time consuming and requires significant effort by management to ensure the statements are prepared in conformity with GAAP.

Additionally, we noted several of the applications used in the Tollway’s financial reporting process, including one of the general ledger applications, do not have mechanisms to: restrict access for posting transactions, track specific user activity, or evidence supervisory reviews of transactions activity. Therefore, the Tollway’s process for approving journal entries is also manual and time consuming.

The Fiscal Control and Internal Auditing Act (30 ILCS 10/3001) requires the Tollway to establish and maintain a system or systems of internal fiscal and administrative controls, which shall provide assurance revenues, expenditures, and transfers of assets, resources, or funds applicable to operations are properly recorded and accounted for to permit the preparation of accounts and reliable financial and statistical reports and to maintain accountability over the State’s resources.

In discussing these conditions with Tollway management, they stated the official general ledger system of the Tollway is a mainframe database developed many years ago. Although the systems are cumbersome, proper accounting is achieved with much manual effort.

The manual nature of the Tollway’s financial reporting systems and related processes may result in financial reporting errors and untimely preparation of the annual financial statements. (Finding Code 2015-001, 2014-001, 2013-001, 12-01, 11-01)

**Recommendation:**

We recommend the Tollway review the adequacy of its existing financial systems and consider automating its financial reporting process.

**ILLINOIS STATE TOLL HIGHWAY AUTHORITY**  
(A Component Unit of the State of Illinois)

Schedule of Findings

Year ended December 31, 2015

Current Findings – *Government Auditing Standards*

**Tollway Response:**

The Tollway concurs with the auditors' recommendation and is pursuing an ERP system which will consolidate and integrate information across our agency and bring our financial systems up to date.



**ILLINOIS STATE TOLL HIGHWAY AUTHORITY**  
(A Component Unit of the State of Illinois)

Schedule of Findings

Year ended December 31, 2015

Current Findings – *Government Auditing Standards*

**Finding 2015-002 – Inadequate Controls Over Information Systems**

The Tollway had not established adequate internal controls over information systems used in its financial reporting process.

The Tollway operates a general ledger system to manage the activities of the Tollway in addition to operating and supporting information systems for purchasing, payroll, toll collection, and time reporting. Access is granted to users of the Tollway's information systems based on standardized user access profiles. The standardized user profiles are intended to assist the Tollway in limiting access to the information systems based upon assigned job functions of the specific users to which the profiles are assigned. The Tollway also has formal policies and procedures to address computer security, password management, change management, software development, disaster recovery, and physical security of the information systems to ensure the reliability of the data generated by the systems and support the assertion that systems operate as intended and that output is reliable.

During our review of controls related to change management, we noted appropriate documentation of the change request, evidence of testing, and approvals prior to implementation to production were not always available. Specifically, we identified the following:

- For a selection of changes for the payroll system, 2 of 20 changes did not have evidence of documentation and testing prior to implementation to production.
- For a selection of changes for the payroll and general ledger systems, 20 of 25 changes did not have documented evidence of approval prior to implementation to production.
- Upon examination of 100% of the changes for the timekeeping system, 6 of 7 changes did not have documented evidence of approval prior to implementation to production.
- 3 users with super user access for the timekeeping system maintain the ability to develop and migrate changes to production.

During our review of controls related to user access, we noted inappropriate access. Specifically, we identified the following:

- 1 user with access to the payroll, general ledger, and timekeeping systems (within a population of 118 terminated employees with access to financial systems relevant to our testing) after their termination date.
- 1 user (within a population of 13 users) with inappropriate access to change pay rates within the payroll system.

Additionally, the Tollway's password length configurations for the payroll and general ledger systems, and the Tollway's password expiration configurations for the general ledger system, did not meet the requirements as defined in the Tollway's policies.

The Fiscal Control and Internal Auditing Act (30 ILCS 10/3001) requires all State agencies to establish and maintain a system, or systems, of internal fiscal and administrative controls. In addition, generally accepted information technology guidance endorses the development and implementation of suitable change management procedures to control changes to information systems. In addition, effective computer security controls, the

**ILLINOIS STATE TOLL HIGHWAY AUTHORITY**  
(A Component Unit of the State of Illinois)

Schedule of Findings

Year ended December 31, 2015

Current Findings – *Government Auditing Standards*

establishment of appropriate system access and sufficient password lengths, provide for safeguarding, securing, and controlling access to hardware, software, and information stored in information systems.

In discussing these conditions with Tollway management, they stated the access and change management exceptions were the result of a change control process that did not require management approval prior to implementation when changes are minor or cosmetic in nature, as well as inadequate controls over access and segregation of duties. With respect to the password configurations, they stated there are separate configuration requirements for the payroll and general ledger systems which are not reflected in a formal policy.

Without adequate change management procedures, there is a greater risk of unauthorized, improper, or erroneous changes to information systems. In addition, inconsistently applied security parameters increase the risk of unauthorized access to information systems. (Finding Code 2015-002, 2014-002, 2013-002, 12-02, 11-02)

**Recommendation:**

We recommend the Tollway ensure all changes to information systems are properly initiated, planned, developed, tested, and implemented. Specifically, procedures to retain evidence of change requests, evidence of testing, and evidence of approvals prior to implementation to production should be developed and implemented. The Tollway should also ensure all the key steps and evidences are documented before new upgrades and developments are implemented. We also recommend the Tollway review its policies for user passwords configurations. Tollway should consider providing access based on employee's current roles and responsibilities to maintain appropriate access over time. Lastly, we recommend removing system access for terminated employees in a timely manner.

**Tollway Response:**

The Tollway concurs with the auditors' recommendation and has modified our Change Control process for minor changes to include project manager's approval prior to implementing the change into the production environment. All approvals/decisions are logged in the Tollway's Track It system. Password policies have been reviewed and modified to accommodate those systems that cannot support more complex password configurations. The Tollway will enhance our annual User Rights Review to provide more detail for management to grant the least privileges necessary for a user to perform their job responsibilities.

**ILLINOIS STATE TOLL HIGHWAY AUTHORITY**  
(A Component Unit of the State of Illinois)

Schedule of Findings

Year ended December 31, 2015

Current Findings – *Government Auditing Standards*

**Finding 2015-003 – Inadequate Year End Payables Process**

The Tollway has not established adequate internal controls over accurately identifying and recording period end payable transactions for financial reporting purposes.

During our audit, we noted the Tollway's year-end accounts payable procedures include specifically reviewing cash disbursements made subsequent to year end to determine to which accounting period the related expense transaction pertained through the end of January. Additionally, each Tollway department works with its vendors to obtain estimated or actual fiscal year end billings prior to the end of January.

In relation to our testwork on expense transactions, we reviewed 205 cash disbursements subsequent to year end (totaling \$191,499,712) and 120 cash disbursements during fiscal year 2015 (totaling \$172,420,365). During our review of these transactions we noted the following items were not recorded to the proper accounting period:

- Four highway construction and improvements expenditures (totaling \$5,493,411) that pertained to fiscal year 2015 were recorded as expenses in fiscal year 2016.
- One computer software expenditure (totaling \$5,988) that pertained to fiscal year 2014 was recorded as an expense during fiscal year 2015.
- One auditing and management services expenditure (totaling \$130) that pertained to fiscal year 2014 was recorded as an expense during fiscal year 2015.
- One repair and maintenance expenditure (totaling \$40) that pertained to fiscal year 2014 was recorded as an expense during fiscal year 2015.

Generally accepted accounting principles require transactions to be reported in the period they are incurred. Additionally, the Fiscal Control and Internal Auditing Act (30 ILCS 10/3001) requires the Tollway to establish and maintain a system or systems of internal fiscal and administrative controls, which shall provide assurance that: (1) resources are utilized efficiently, effectively and in compliance with applicable law; (2) obligations and costs are in compliance with applicable law; (3) funds, property and other assets and resources are safeguarded against waste, loss, unauthorized use, and misappropriation; (4) revenues, expenditures, and transfers of assets resources, or funds applicable to operations are properly recorded and accounted for to permit the preparation of accounts and reliable financial and statistical reports and to maintain accountability over the State's resources; and (5) funds held outside the State Treasury are managed, used, and obtained in strict accordance with the terms of their enabling authorities and that no unauthorized funds exist. Effective internal controls should include procedures to accurately assess whether expenditures are reported in the appropriate period.

In discussing these conditions with Tollway management, they stated the accrual process is manual and dependent upon user departments forwarding unpaid and properly accruable invoices to General Accounting. In addition, some of the exceptions noted were small amounts submitted for payment after the financial statement accrual cutoff date or contained within invoices consisting of hundreds of pages.

Failure to accurately identify and record period end accounts payable transactions may result in the misstatement of the Tollway's financial statements. (Finding Code 2015-003, 2014-003, 2013-003, 12-03, 11-04)

**ILLINOIS STATE TOLL HIGHWAY AUTHORITY**  
(A Component Unit of the State of Illinois)

Schedule of Findings

Year ended December 31, 2015

Current Findings – *Government Auditing Standards*

**Recommendation:**

We recommend the Tollway review its current process to assess the completeness of its expense accruals at year end and consider changes necessary to ensure all period end accounts payable are accurately identified and recorded.

**Tollway Response:**

The Tollway concurs with the auditors' recommendation and is pursuing an ERP system that will include improved and automated controls concerning accounts payable.

**ILLINOIS STATE TOLL HIGHWAY AUTHORITY**  
(A Component Unit of the State of Illinois)

Schedule of Findings

Year ended December 31, 2015

Current Findings – *State Compliance*

**Finding 2015-004 – Procurement: Lack of Evaluation Comments**

The Tollway did not adequately document rationale to support scores awarded to vendor proposals.

During our procurement testing we selected a sample of 40 procurements executed by the Tollway during the year ended December 31, 2015. The 40 procurements tested were estimated, with renewals, to be approximately \$738 million. Two of the opportunities (with awards estimated at \$6 million) were procured using Request for Proposal (RFP) for goods and services and the other 38 opportunities (with awards estimated at \$732 million) were either procured as a sole source purchase, engineering professional services contracts, or awarded to lowest bidder. We noted inadequate evaluation comments for one contract executed in February 2015. Specifically, we noted that one of five evaluators did not complete one of 25 criteria.

The Tollway's Evaluation Guidelines for RFP requires an evaluator's total score be supported by and consistent with appropriate comments in each category.

The Fiscal Control and Internal Auditing Act (30 ILCS 10/3001) requires all State agencies to establish and maintain a system, or systems, of internal fiscal and administrative controls. These controls should include comments to support the points awarded to technical criteria.

In discussing these conditions with Tollway management, they stated the exception was a result of oversight by the evaluator and the Tollway does not believe the vendor selection would have changed.

Failure to provide thorough and appropriate comments relative to how scores were assigned to evaluation criteria is in violation with the Tollway's procurement procedures and prevents an independent reviewer from assessing whether the appropriate vendor was awarded the contract. (Finding Code 2015-004, 2014-004, 2013-004, 12-05, 11-05)

**Recommendation:**

We recommend the Tollway take the necessary steps to ensure that procurement evaluation criteria are followed and appropriately documented by all evaluators when awarding State contracts. Such steps should include ensuring that evaluators submit thorough and appropriate comments to support scores awarded for evaluation criteria and following up with evaluation team members who fail to document such comments.

**Tollway Response:**

The Tollway concurs with the auditors' recommendation. Evaluation guidelines were enhanced and implemented to include additional oversight and monitoring. We will continue to reinforce guidelines to ensure evaluators document thorough comments for all evaluation criteria.

**ILLINOIS STATE TOLL HIGHWAY AUTHORITY**  
(A Component Unit of the State of Illinois)

Schedule of Findings

Year ended December 31, 2015

Current Findings – *State Compliance*

**Finding 2015-005 – Failure to Accurately and Properly Report Locally Held Funds**

The Tollway did not accurately report locally held funds activities to the Office of the State Comptroller in accordance with reporting requirements.

The Tollway submits on a quarterly basis the Report of Receipts and Disbursements for Locally Held Funds (Form C-17) for five funds to report on the fiscal year-to-date receipts and disbursements activities of each fund. During our review of the locally held funds reports for the quarters ended September 30, 2015 and December 31, 2015, we noted that the receipts and disbursements for the quarter ended December 31, 2015 were not accurately reported for one fund resulting in an overstatement of total receipts and disbursements by \$80,000 each. There was no effect on the net cash balance reported in the December 31, 2015 quarterly report.

The Statewide Accounting Management System (Procedures 33.13.20) requires that the Report of Receipts and Disbursement for Locally Held Funds (Form C-17) reflects the fiscal year-to-date receipts and disbursements per the agency's records for each locally held funds maintained by the reporting agency.

In addition, the Fiscal Control and Internal Auditing Act (30 ILCS 10/3001) requires State agencies to establish and maintain a system or systems of internal fiscal and administrative controls, which shall provide assurance that revenues, expenditures, and transfers of assets, resources, or funds applicable to operations are properly recorded and accounted for to permit the preparation of accounts and reliable financial and statistical reports and to maintain accountability over the State's resources. Effective internal controls should include procedures to ensure that the Tollway accurately reports information about locally held funds activities.

In discussing these conditions with Tollway management, they stated the exceptions noted were the result of human error. A duplicate deposit was recorded in the general ledger and corrected by a reversing entry. The report preparer inadvertently included the duplicate deposit as a receipt and the reversal as a disbursement based on the debit and credits in the general ledger.

Failure to accurately report information about locally held funds inhibits the ability of the Office of the State Comptroller to properly monitor and evaluate the Tollway's receipts and disbursements activities. (Finding Code 2015-005, 2014-005, 2013-006)

**Recommendation:**

We recommend the Tollway review its current procedures for preparing quarterly locally held funds reports, and consider any changes necessary to ensure information submitted to the Office of the Comptroller is accurate. Additionally, we recommend the Tollway work with the Office of the Comptroller in addressing inaccurate reports previously submitted.

**ILLINOIS STATE TOLL HIGHWAY AUTHORITY**  
(A Component Unit of the State of Illinois)

Schedule of Findings

Year ended December 31, 2015

Current Findings – *State Compliance*

**Tollway Response:**

The procedures for review of this report have been enhanced to specifically verify that reversing entries are not included in this report.

**ILLINOIS STATE TOLL HIGHWAY AUTHORITY**  
(A Component Unit of the State of Illinois)

Schedule of Findings

Year ended December 31, 2015

Current Findings – *State Compliance*

**Finding 2015-006 – Inadequate Procedures to Approve Timecards**

The Tollway did not ensure all timecards were complete and properly approved in accordance with their formal policies and procedures.

The Tollway utilizes an electronic time reporting system that requires all employees to check in each day upon arrival and requires each employee to check out at the end of each day before leaving. The electronic time punches are supported by biometric verification of employees' identities. This system is used to track the time worked by each employee and the hours reported by employees checking in and checking out each day and is used in each pay cycle when the payroll is processed to calculate the hourly earnings. In addition to this daily time reporting, the Tollway's formal policies and procedures require each time card to be certified by the employee and approved by the employees' supervisor to ensure the accuracy of the time reported and to ensure any personal, vacation, overtime, or sick time is properly included and reported. During our testwork over 41 time cards, we noted the following:

- Five timecards were not approved by the employee.
- Five timecards were not approved by the employee's supervisor.
- Three timecards were not approved by the employee and employee's supervisor.
- One timecard was approved by the employee 86 days after the supervisor's approval.

The Tollway's Policies and Procedures Manual (Chapter 6, Section 3 Part E) states employees are responsible for signing their timecards to certify the accuracy of all time recorded. Their supervisor must also review and approve the time record before submitting it to payroll processing. Additionally, the Fiscal Control and Internal Auditing Act (30 ILCS 10/3001), requires the Tollway to establish and maintain a system, or systems of internal fiscal and administrative controls, which shall provide assurance that: (1) resources are utilized efficiently, effectively, and in accordance with applicable law; (2) obligations and costs are in compliance with applicable law; (3) funds, property, and other assets and resources are safeguarded against waste, loss, unauthorized use and misappropriation; (4) revenues, expenditures, and transfers of assets, resources, or funds applicable to operations are properly recorded and accounted for to permit the preparation of reliable financial and statistical reports and to maintain accountability over State's resources; and (5) funds held outside of the State Treasury are managed, used and obtained in strict accordance with the terms of their enabling authorities and that no unauthorized funds exist. Effective internal controls should include procedures to ensure timecards are approved in accordance with its policies and procedures.

In discussing these conditions with Tollway management, they stated the exceptions were caused by human oversight and the Tollway is legally obligated to pay employees according to their time record and not withhold paychecks for time approval.

Failure to review and approve timecards results in noncompliance with the Tollway's established internal control procedures. (Finding Code 2015-006, 2014-006)



**ILLINOIS STATE TOLL HIGHWAY AUTHORITY**  
(A Component Unit of the State of Illinois)

Schedule of Findings

Year ended December 31, 2015

Current Findings – *State Compliance*

**Recommendation:**

We recommend the Tollway review its current procedures for completing and reviewing timecards and make any changes necessary to ensure all timecards are completed and properly approved in accordance with their formal policies and procedures.

**Tollway Response:**

The Tollway concurs with the auditors' recommendation and will continue to reinforce procedures and enhance reporting to ensure timely approval of all timecards.

**ILLINOIS STATE TOLL HIGHWAY AUTHORITY**  
(A Component Unit of the State of Illinois)

Prior Findings Not Repeated

Year ended December 31, 2015

**A. Failure to Ensure the Accuracy of Documentation Supporting the Determination of Qualified Professional Services Vendors**

The Tollway failed to ensure the documentation (scoring evaluations) supporting the determination and selection of qualified professional services vendors was accurate. (Finding Code 2014-007)

In the current year, similar exceptions were not noted in the samples tested.

**ILLINOIS STATE TOLL HIGHWAY AUTHORITY**  
(A Component Unit of the State of Illinois)

Financial Statement Report Summary  
December 31, 2015

**Financial Statement Report**

*Summary*

The audit of the accompanying financial statements of the Illinois State Toll Highway Authority (Tollway) was performed by KPMG LLP.

Based on their audit, the auditors expressed an unmodified opinion on the Tollway's basic financial statements.



**KPMG LLP**  
Aon Center  
Suite 5500  
200 East Randolph Drive  
Chicago, IL 60601-6436

## **Independent Auditors' Report**

Honorable Frank J. Mautino  
Auditor General State of Illinois

and

The Board of Directors  
Illinois State Toll Highway Authority:

### **Report on the Financial Statements**

As Special Assistant Auditors for the Illinois Auditor General, we have audited the accompanying basic financial statements of the Illinois State Toll Highway Authority (the Tollway), a component unit of the State of Illinois, as of and for the year ended December 31, 2015, and the related notes to the financial statements, which collectively comprise the Tollway's basic financial statements as listed in the table of contents.

### ***Management's Responsibility for the Financial Statements***

Management is responsible for the preparation and fair presentation of these financial statements in accordance with U.S. generally accepted accounting principles; this includes the design, implementation, and maintenance of internal control relevant to the preparation and fair presentation of financial statements that are free from material misstatement, whether due to fraud or error.

### ***Auditors' Responsibility***

Our responsibility is to express an opinion on these financial statements based on our audit. We conducted our audit in accordance with auditing standards generally accepted in the United States of America and the standards applicable to financial audits contained in *Government Auditing Standards*, issued by the Comptroller General of the United States. Those standards require that we plan and perform the audit to obtain reasonable assurance about whether the financial statements are free from material misstatement.

An audit involves performing procedures to obtain audit evidence about the amounts and disclosures in the financial statements. The procedures selected depend on the auditors' judgment, including the assessment of the risks of material misstatement of the financial statements, whether due to fraud or error. In making those risk assessments, the auditor considers internal control relevant to the entity's preparation and fair presentation of the financial statements in order to design audit procedures that are appropriate in the circumstances, but not for the purpose of expressing an opinion on the effectiveness of the entity's internal control. Accordingly, we express no such opinion. An audit also includes evaluating the appropriateness of accounting policies used and the reasonableness of significant accounting estimates made by management, as well as evaluating the overall presentation of the financial statements.

We believe that the audit evidence we have obtained is sufficient and appropriate to provide a basis for our audit opinion.



### ***Opinion***

In our opinion, the financial statements referred to above present fairly, in all material respects, the respective financial position of the Illinois State Toll Highway Authority as of December 31, 2015, and the respective changes in financial position, and cash flows thereof for the year then ended in accordance with U.S. generally accepted accounting principles.

### ***Emphasis of Matter***

As discussed in footnote 1(u), the Tollway adopted GASB Statement No. 68, *Accounting and Financial Reporting for Pensions – an amendment of GASB No. 27* and GASB Statement No. 71, *Pension Transition for Contributions Made Subsequent to the Measurement Date*. Our opinion is not modified with respect to these matters.

### ***Other Matters***

#### ***Required Supplementary Information***

U.S. generally accepted accounting principles require that the management’s discussion and analysis on pages 27–34 and required supplementary information on Schedules 1 and 2 be presented to supplement the basic financial statements. Such information, although not a part of the basic financial statements, is required by the Governmental Accounting Standards Board who considers it to be an essential part of financial reporting for placing the basic financial statements in an appropriate operational, economic, or historical context. We have applied certain limited procedures to the required supplementary information in accordance with auditing standards generally accepted in the United States of America, which consisted of inquiries of management about the methods of preparing the information and comparing the information for consistency with management’s responses to our inquiries, the basic financial statements, and other knowledge we obtained during our audit of the basic financial statements. We do not express an opinion or provide any assurance on the information because the limited procedures do not provide us with sufficient evidence to express an opinion or provide any assurance.

#### ***Supplementary and Other Information***

Our audit was conducted for the purpose of forming an opinion on the Tollway’s basic financial statements. The accompanying supplementary information in Schedules 3 through 19 and the Analysis of Operations section is presented for purposes of additional analysis and is not a required part of the basic financial statements.

The accompanying supplementary information in Schedules 3, 4, 6, 7, and 13 through 19 is the responsibility of management and were derived from and relate directly to the underlying accounting and other records used to prepare the basic financial statements. Such information has been subjected to the auditing procedures applied in the audit of the basic financial statements and certain additional procedures, including comparing and reconciling such information directly to the underlying accounting and other records used to prepare the basic financial statements or to the basic financial statements themselves, and other additional procedures in accordance with auditing standards generally accepted in the United States of America. In our opinion, the supplementary information in Schedules 3, 4, 6, 7 and 13 through 19 is fairly stated in all material respects in relation to the basic financial statements as a whole.



The supplementary information included in Schedules 5 and 8 through 12 and in the Analysis of Operations section have not been subjected to the auditing procedures applied in the audit of the basic financial statements, and accordingly, we do not express an opinion or provide any assurance on them.

**Other Reporting Required by *Government Auditing Standards***

In accordance with *Government Auditing Standards*, we have also issued our report dated June 30, 2016 on our consideration of the Tollway's internal control over financial reporting and on our tests of its compliance with certain provisions of laws, regulations, contracts, and grant agreements and other matters. The purpose of that report is to describe the scope of our testing of internal control over financial reporting and compliance and the results of that testing, and not to provide an opinion on internal control over financial reporting or on compliance. That report is an integral part of an audit performed in accordance with *Government Auditing Standards* in considering the Tollway's internal control over financial reporting and compliance.

**KPMG LLP**

Chicago, Illinois  
June 30, 2016

**ILLINOIS STATE TOLL HIGHWAY AUTHORITY**  
(A Component Unit of the State of Illinois)

Management's Discussion and Analysis (Unaudited)  
December 31, 2015

This section offers readers a discussion and analysis of the financial performance of the Illinois State Toll Highway Authority (the Tollway), provides an overview of its financial activities, and identifies changes in the Tollway's financial position for the year ended December 31, 2015. Readers should use this section of this report in conjunction with the Tollway's basic financial statements.

**2015 Financial Highlights**

- In August of 2011, the Tollway's Board of Directors approved a \$12 billion capital plan, called "Move Illinois, the Illinois Tollway Driving the Future", which established a guide for infrastructure investments to be made by the Tollway beginning in 2012 through 2026. During 2015, construction and professional engineering services contracts with a combined value of \$855 million were awarded under this program, bringing the total awards to date to \$ 3,419.2 million.
- The Move Illinois program provides capital investments in addition to investments programmed in the previously approved Congestion Relief program (CRP). The CRP program was approved in 2004, initiated in 2005, and currently includes \$ 5.7 billion in capital outlays. The bulk of this program has been expended, with about \$192 million approved in the current capital plans to be invested under the CRP for years 2016 through 2017.
- To fund the capital outlays approved for "Move Illinois", the Tollway board set new toll rates for passenger vehicles using the system; these higher rates were effective January 1, 2012. The Tollway also affirmed a previously approved increase in commercial vehicle toll rates, which are being phased in over 2015 – 2017, with an annual Consumer Price Index adjustment applied beginning January 1, 2018.
- The anticipated funding for the capital plan will be new revenue bonds to be issued through 2022, totaling about \$4.7 billion, of which \$2.2 billion were issued in 2013-2015.
- The Tollway's 2015 operating revenue totaled \$1,228.6 million, an increase of \$185.7 million from the previous year. Net operating income for 2015 was \$549.2 million, an increase of \$129.7 million.
- Effective for the year ending December 31, 2015, the Tollway adopted GASB Statement No. 68-*Accounting and Financial Reporting for Pensions - an amendment of GASB Statement No. 27*, and GASB Statement No. 71-*Pension Transition for Contributions Made Subsequent to the Measurement Date-an amendment of GASB Statement No. 68*, which establish standards for measuring and recognizing liabilities, deferred outflows of resources, deferred inflows of resources, expenses and expenditures. The implementation of these statements significantly impacted the Tollway's financial statements and footnote disclosures, as more fully explained in Notes 1 and 12.
- Amounts on deposit on behalf of I-PASS account holders increased by 4.7% at year-end to \$174.9 million; the percentage of Tollway users paying by I-PASS was 86.6% in 2015.

**Basic Financial Statements**

The Tollway accounts for its operations and financial transactions in a manner similar to that used by private business enterprises: the accrual basis of accounting. In these statements revenue is recognized in the period in which it is earned, and an expense is recognized in the period in which it is incurred, regardless of the timing of its related cash flow.

**ILLINOIS STATE TOLL HIGHWAY AUTHORITY**  
(A Component Unit of the State of Illinois)

Management's Discussion and Analysis (Unaudited)  
December 31, 2015

**Overview of the Financial Statements**

This discussion and analysis is intended to serve as an introduction to the Tollway's basic financial statements. For each fiscal year the Tollway's basic financial statements are comprised of the following:

- Statement of Net Position
- Statement of Revenues, Expenses and Changes in Net Position
- Statement of Cash Flows
- Notes to the Financial Statements

The Statement of Net Position presents information on all of the Tollway's assets, deferred outflows, liabilities, and deferred inflows, with the difference between these items reported as net position. Increases or decreases in net position, over time, may serve as a useful indicator of whether the financial position of the Tollway is improving or deteriorating.

The Statement of Revenues, Expenses and Changes in Net Position presents revenue and expense information and the change in the Tollway's net position during the measurement period as a result of these transactions.

The Statement of Cash Flows presents sources and uses of cash for the fiscal year, displayed in the following categories: cash flows from operating activities, cash flows from non-capital financing activities, cash flows from capital financing activities and cash flows from investing activities.

The notes provide additional information that is essential to a full understanding of the data provided in the basic financial statements. They are an integral part of the basic financial statements.

**Financial Analysis**

***2015 Results Compared to 2014***

**Operating Revenue**

The Tollway's total 2015 operating revenues exceeded those of the previous year, up \$185.7 million (17.8%) at \$1,228.6 million (compared to \$1,042.8 million in 2014). This increase came from toll revenue which totaled \$1,146.6 million in 2015 (up from \$969.0 million in 2014), due to an increase in both commercial and passenger vehicle traffic and an increase in the commercial vehicle toll rates. Revenue from toll evasion recovery was also higher (19.6%) than 2014, at \$64.3 million in 2015 (versus \$53.8 million in 2014).

Other revenue remained fairly consistent year over year.

**Operating Expenses**

Operating expenses, excluding depreciation, increased \$36.2 million (11.5%) in 2015. The increased operating cost was due to the implementation of GASB Statement No. 68, which modified the method in which pension expense is calculated. The recognition in the Tollway's financial statement of the net pension liability, deferred outflows and deferred inflows as required by GASB 68 resulted in an increase of \$32.7 million to the recorded



**ILLINOIS STATE TOLL HIGHWAY AUTHORITY**  
(A Component Unit of the State of Illinois)

Management's Discussion and Analysis (Unaudited)  
December 31, 2015

pension expense for 2015. Other operating costs, excluding depreciation and amortization, increased by \$3.6 million.

Depreciation expense increased by 6.4% to \$328.7 million, from \$308.8 million, in 2014. The resulting net operating income for the year, \$549.2 million, was up by \$129.7 million from the previous year.

**Non-operating Revenue and Expense**

Net non-operating expense increased this year (by 7.0%) from \$188.9 million in 2014 to \$202.2 million for 2015, primarily the result of increased interest and amortization of financing costs due to additional bond issues. Again this year the Tollway received an interest rebate from the federal treasury relating to bonds which were issued as Build America Bonds. The 2015 rebate totaled \$15.1 million, a nominal increase from 2014.

**ILLINOIS STATE TOLL HIGHWAY AUTHORITY**  
(A Component Unit of the State of Illinois)

Management's Discussion and Analysis (Unaudited)  
December 31, 2015

**Statements of Changes in Net Position**

	<b>2015</b>	<b>2014</b>
Revenues:		
Operating revenues:		
Toll revenue	\$ 1,146,629,436	968,971,925
Toll evasion recovery	64,323,149	53,769,282
Concessions	2,117,517	2,096,881
Miscellaneous	15,493,528	17,982,788
Nonoperating revenues:		
Investment income	1,859,314	1,057,937
Revenues under intergovernmental agreements	79,451,042	39,218,519
Bond interest subsidy (Build America Bonds)	15,098,919	15,066,431
Total revenues	1,324,972,905	1,098,163,763
Expenses:		
Operating expenses:		
Engineering and maintenance of roadway and structures	98,064,006	80,052,708
Services and toll collection	160,233,841	152,516,584
Traffic control, safety patrol, and radio communications	50,307,156	43,280,370
Procurement, IT, finance, and administration	42,135,110	38,687,973
Depreciation and amortization	328,650,467	308,835,872
Nonoperating expenses:		
Expenses under intergovernmental agreement	79,451,042	39,218,519
Net loss on disposal of property	261,018	451,284
Miscellaneous	3,937,904	959,699
Interest expense and amortization of financing cost	214,946,627	203,660,387
Total expenses	977,987,171	867,663,396
Capital contributions under intergovernmental agreements	481,600	1,868,528
Increase in net position	347,467,334	232,368,895
Net position, beginning of year	2,478,704,487	2,246,335,592
Restatement for implementation of GASB 68 and 71	(633,249,324)	—
Net position, beginning of year, as restated (note 1(u))	1,845,455,163	2,246,335,592
Net position, end of year	\$ 2,192,922,497	2,478,704,487

**ILLINOIS STATE TOLL HIGHWAY AUTHORITY**  
(A Component Unit of the State of Illinois)

Management's Discussion and Analysis (Unaudited)  
December 31, 2015

**Changes in Net Position**

Net operating income increased in 2015 by \$129.8 million to \$549.2 million. After deducting this year's net non-operating expense of \$202.2 million, the Tollway posted an increase in net position for the year of \$347.0 million compared to \$400.9 million decrease in net position for 2014, which represented an increase of \$232.4 million, reduced by a restatement of \$633.2 million to reflect the implementation of GASB 68. After this year's result, the Tollway's net position totaled \$2.2 billion.

**Statements of Net Position**

	<b>2015</b>	<b>2014</b>
<b>ASSETS</b>		
Current and other assets	\$ 2,363,616,681	2,257,173,010
Capital assets – net	7,379,283,872	6,235,314,815
Total assets	9,742,900,553	8,492,487,825
<b>DEFERRED OUTFLOWS OF RESOURCES</b>		
Accumulated decrease in fair value of hedging derivatives	273,981,681	257,181,557
Net loss on bond refundings	62,856,712	71,787,511
Pension related	101,517,012	—
Total deferred outflows of resources	438,355,405	328,969,068
<b>LIABILITIES</b>		
Current debt outstanding	101,325,000	97,795,000
Long-term debt outstanding	6,048,812,340	5,319,392,765
Other liabilities	1,806,241,988	925,564,641
Total liabilities	7,956,379,328	6,342,752,406
<b>DEFERRED INFLOWS OF RESOURCES</b>		
Pension related	31,954,133	—
<b>NET POSITION</b>		
Invested in capital assets, net of related debt	1,714,006,541	1,227,482,902
Restricted under trust indenture agreement	427,583,679	410,020,656
Restricted for supplemental pension benefits obligations	54,049	57,996
Unrestricted	51,278,228	841,142,933
Total net position	\$ 2,192,922,497	2,478,704,487

**ILLINOIS STATE TOLL HIGHWAY AUTHORITY**  
(A Component Unit of the State of Illinois)

Management's Discussion and Analysis (Unaudited)  
December 31, 2015

**Capital Assets and Debt Administration**

**Capital Assets**

Capital assets continue to represent the largest category of Tollway assets, totaling \$7.4 billion at year-end (\$6.2 billion a year ago) comprising 75.7% of total Tollway assets. See the accompanying Notes to the Financial Statements - Notes 1 and 6 - for further information about capital assets.

**Capital Assets**  
**December 31, 2015 and 2014**

	<b>January 1, 2015</b>	<b>Net Changes in</b>	<b>Net Changes in</b>	<b>December 31, 2015</b>
	<b>Net Balance</b>	<b>Capital Assets</b>	<b>Accumulated</b>	<b>Net Balance</b>
			<b>Depreciation</b>	
Land and improvements	\$ 389,297,651	\$ 65,601,343	\$ —	\$ 454,898,994
Construction in progress	817,322,173	437,475,902	—	1,254,798,075
Buildings	15,216,135	474,800	(1,006,633)	14,684,302
Infrastructure	4,918,650,178	939,572,256	(308,441,063)	5,549,781,371
Machinery and equipment	94,828,678	29,049,125	(18,756,673)	105,121,130
Total	<u>\$ 6,235,314,815</u>	<u>\$ 1,472,173,426</u>	<u>\$ (328,204,369)</u>	<u>\$ 7,379,283,872</u>

	<b>January 1, 2014</b>	<b>Net Changes in</b>	<b>Net Changes in</b>	<b>December 31, 2014</b>
	<b>Net Balance</b>	<b>Capital Assets</b>	<b>Accumulated</b>	<b>Net Balance</b>
			<b>Depreciation</b>	
Land and improvements	\$ 337,264,544	\$ 52,033,107	\$ —	\$ 389,297,651
Construction in progress	355,523,656	461,798,517	—	817,322,173
Buildings	14,412,990	1,754,057	(950,912)	15,216,135
Infrastructure	4,640,142,452	86,060,454	192,447,273	4,918,650,178
Machinery and equipment	82,162,529	23,477,664	(10,811,515)	94,828,678
Total	<u>\$ 5,429,506,171</u>	<u>\$ 625,123,799</u>	<u>\$ 180,684,846</u>	<u>\$ 6,235,314,815</u>

**Long-Term Debt**

At year-end 2015, total revenue bonds payable had increased by \$733.0 million (from \$5.4 billion), primarily the result of two principal payments and two new money bond issuances in 2015. All debt issues and related transactions are described more fully in Note 8.

**Other Debt-Related Information**

The 1998 Series B, 2007 Series A-1 and A-2, and 2008 Series A-1 and A-2 bonds were issued as variable rate bonds. In connection with the issuance of these variable rate series, the Tollway entered into ten separate variable-to-fixed interest rate exchange (swap) agreements in total notional amounts and with amortizations matching the total principal amounts and amortizations of the Tollway's three variable rate bond issues. In connection with a refunding of a portion of the 2008 Series A-2 Bonds, one of the ten swap agreements was terminated on July 1, 2010. Nine swap agreements are outstanding as of December 31, 2015. Two swap agreements are associated with the 1998 Series B bonds, in original amounts totaling \$123.1 million, both of which are outstanding as of December

**ILLINOIS STATE TOLL HIGHWAY AUTHORITY**  
(A Component Unit of the State of Illinois)

Management's Discussion and Analysis (Unaudited)  
December 31, 2015

31, 2015 and 2014. Four swap agreements are associated with the 2007 Series A-1 and A-2 bonds, in original amounts totaling \$700 million, all of which are outstanding as of December 31, 2015 and 2014. Three swap agreements are associated with the 2008 Series A-1 and A-2 bonds, in original amounts totaling \$478.9 million, all of which are outstanding as of December 31, 2015 and 2014. The Tollway utilized these nine swap agreements in order to hedge against rising interest rates and to reduce its borrowing rate (as compared to the borrowing rate obtainable through fixed rate bonds). The risks associated with these types of arrangements and the strategies employed by the Tollway to mitigate those risks are discussed in note 9 of the financial statements.

As of December 31, 2015, respectively, fair market value analyses of the swap agreements estimate that if the Tollway had terminated the swap contracts on that date, the Tollway would have been required to make payments, net of accrued interest, of: a total of \$2.7 million for the two 1998 Series B swap agreements; a total of \$168.3 million for the two 2007 Series A-1 and A-2 swap agreements; and a total of \$103.0 million for the three 008 Series A-1 and A-2 swap agreements. As more fully described in Note 8, on February 7, 2014 the \$478,900,000 2008 Series A Bonds were mandatorily tendered and subsequently remarketed as three separate sub series. As of December 31, 2015, each sub-series was liquidity supported by a standby bond purchase agreement that qualified as a Substitute Liquidity Facility under the Supplemental Indenture for the 2008 Series A Bonds. The Substitute Liquidity Facilities were provided by JPMorgan Chase Bank, N.A. and Bank of America, N.A.

As more fully described in Note 8, on March 18, 2014 the \$700,000,000 2007 Series A Bonds were mandatorily tendered and subsequently remarketed as six separate sub series. As of December 31, 2015, each sub-series was secured by a letter of credit that qualified as a Substitute Credit Facility under the Supplemental Indenture for the 2007 Series A Bonds. The Substitute Credit Facilities were provided by: Citibank, N.A.; Mizuho Bank, Ltd.; The Bank of Tokyo Mitsubishi UFJ, Ltd., acting through its New York Branch; BMO Harris Bank, N.A.; Northern Trust Company and Royal Bank of Canada.

The amount of additional senior bonds that the Tollway may issue at any time is limited by the requirement that the projected net revenues are sufficient to meet the Net Revenue Requirement, after giving effect to the debt service attributable to such additional bonds. The Net Revenue Requirement is comprised of the amount necessary to cure deficiencies, if any, in debt service accounts and debt reserve accounts established under the Trust Indenture, plus the greater of (i) the sum of Aggregate Debt Service on Senior Bonds, the Junior Bond Revenue Requirement, and the Renewal and Replacement Deposit for such period, and (ii) 1.3 times the Aggregate Debt Service on Senior Bonds for such period (all capitalized terms as defined in the Trust Indenture). Under the terms of the Trust Indenture the revenue bond debt service coverage ratio for 2015 was 2.57.

Note: Amounts presented in this table exclude unamortized bond premiums and deferred amounts on refunding. Additional information concerning long term debt can be found in Note 8.

**ILLINOIS STATE TOLL HIGHWAY AUTHORITY**  
(A Component Unit of the State of Illinois)  
Management's Discussion and Analysis (Unaudited)  
December 31, 2015

	<u>Noncurrent</u>	<u>Current</u>	<u>Total</u>
Revenue bonds payable:			
Issue of 1998 Series A	\$ —	\$ 12,200,000	\$ 12,200,000
Issue of 1998 Series B	69,200,000	53,900,000	123,100,000
Issue of 2007 Series A-1	350,000,000	—	350,000,000
Issue of 2007 Series A-2	350,000,000	—	350,000,000
Issue of 2008 Series A-1	383,100,000	—	383,100,000
Issue of 2008 Series A-2	95,800,000	—	95,800,000
Issue of 2008 Series B	350,000,000	—	350,000,000
Issue of 2009 Series A	500,000,000	—	500,000,000
Issue of 2009 Series B	280,000,000	—	280,000,000
Issue of 2010 Series A-1	279,300,000	—	279,300,000
Issue of 2013 Series A	500,000,000	—	500,000,000
Issue of 2013 Series B-1	182,165,000	35,225,000	217,390,000
Issue of 2014 Series A	378,720,000	—	378,720,000
Issue of 2014 Series B	500,000,000	—	500,000,000
Issue of 2014 Series C	400,000,000	—	400,000,000
Issue of 2014 Series D	264,555,000	—	264,555,000
Issue of 2015 Series A	400,000,000	—	400,000,000
Issue of 2015 Series B	400,000,000	—	400,000,000
Total revenue bonds payable	\$ <u>5,682,840,000</u>	\$ <u>101,325,000</u>	\$ <u>5,784,165,000</u>

**Factors Impacting Future Operations**

In 2015 the Tollway continued the work of its \$12 billion Move Illinois capital program. Land acquisition and design work increased significantly for: the widening and rebuilding of the Jane Addams Memorial Tollway (I-90), including an interchange project at Illinois 47; the construction of the I-294/I-57 interchange; and the development of the Elgin-O'Hare Western Access Project. Two new bond series were issued in 2015 to fund capital construction. The Tollway forecasts that for the fifteen-year span of the Move Illinois program, about 60% of the program's costs are expected to be funded by toll revenues.

**Contacting the Tollway's Financial Management**

This financial report is designed to provide our customers, bondholders, employees, and other stakeholders with an overview of the Tollway's finances and to demonstrate the Tollway's accountability for the funds it receives and deploys. Questions concerning this report or requests for additional financial information should be directed to the Controller, Illinois State Toll Highway Authority, 2700 Ogden Avenue, Downers Grove, Illinois 60515.

**ILLINOIS STATE TOLL HIGHWAY AUTHORITY**  
(A Component Unit of the State of Illinois)  
Statement of Net Position  
December 31, 2015

**Assets**

Current assets:

Current unrestricted assets:

Cash and cash equivalents	\$ 938,208,030
Accounts receivable, less allowance for doubtful accounts of \$39,254,276	14,181,437
Intergovernmental receivables	33,282,390
Accrued interest receivable	1,674
Risk management reserved cash and cash equivalents	18,192,303
Prepaid expenses	1,963,855
	<u>1,005,829,689</u>

Total current unrestricted assets

Current restricted assets:

Cash and cash equivalents - debt service	183,467,919
Cash and cash equivalents – I-PASS accounts	174,903,373
Investments - debt service	—
Accrued interest receivable	321,906
Supplemental pension benefits assets	32,122
	<u>358,725,320</u>

Total current restricted assets

Total current assets

1,364,555,009

Noncurrent assets:

Capital assets:

Land, improvements and construction in progress	1,709,697,069
Other capital assets, net of accumulated depreciation	5,669,586,803
	<u>7,379,283,872</u>

Total capital assets

Other noncurrent assets:

Intergovernmental receivable less current portion	222,856,244
Prepaid expenses less current portion	5,390,717
	<u>228,246,961</u>

Total noncurrent unrestricted assets

Noncurrent restricted assets:

Cash, cash equivalents and investments - debt reserve	348,687,472
Supplemental pension benefits assets	123,941
Cash and cash equivalents - construction	422,003,298
	<u>770,814,711</u>

Total noncurrent restricted assets

Total assets

9,742,900,553

**Deferred Outflows of Resources**

Accumulated decrease in fair value of hedging derivatives	273,981,681
Net loss on bond refundings	62,856,712
Deferred outflows related to pension	101,517,012
	<u>\$ 438,355,405</u>

Total deferred outflows of resources

See accompanying notes to the financial statements.

**ILLINOIS STATE TOLL HIGHWAY AUTHORITY**

(A Component Unit of the State of Illinois)

Statement of Net Position

December 31, 2015

**Liabilities and Net Position**

Liabilities:

Current liabilities

Payable from unrestricted current assets:

Accounts payable	\$ 53,898,570
Accrued liabilities	221,769,427
Accrued compensated absences	6,100,000
Intergovernmental agreement payable	104,457,859
Risk management claims payable	7,770,609
Deposits and retainage	95,193,672
Unearned revenue, net of accumulated amortization of \$1,895,922	<u>1,018,222</u>

Total current liabilities payable from unrestricted  
current assets 490,208,359

Payable from current restricted assets:

Supplemental pension benefit obligation	27,822
Current portion of revenue bonds payable	101,325,000
Accrued interest payable	104,893,618
Deposits and unearned revenue – I-PASS accounts	<u>174,903,373</u>

Total current liabilities payable from current restricted  
assets 381,149,813

Total current liabilities 871,358,172

Noncurrent liabilities:

Revenue bonds payable, less current portion	6,048,812,340
Accrued compensated absences	3,459,353
Risk management claims payable	10,889,098
Supplemental pension benefit obligation, less current portion	74,192
Net pension liability	735,523,053
Derivative instrument liability	273,981,681
Unearned revenue, less accumulated amortization of \$22,318,523	<u>12,281,439</u>

Total noncurrent liabilities 7,085,021,156

Total liabilities 7,956,379,328

**Deferred Inflows of Resources**

Deferred inflows of resources - pension related 31,954,133

**Net Position**

Net position:

Net investment in capital assets	1,714,006,541
Restricted under trust indenture agreements	427,583,679
Restricted for supplemental pension benefits obligations	54,049
Unrestricted	<u>51,278,228</u>
Total net position	<u>\$ 2,192,922,497</u>

See accompanying notes to the financial statements.



**ILLINOIS STATE TOLL HIGHWAY AUTHORITY**  
(A Component Unit of the State of Illinois)  
Statement of Revenues, Expenses and Changes in Net Position  
Year ended December 31, 2015

Operating revenues:	
Toll revenue	\$ 1,146,629,436
Toll evasion recovery	64,323,149
Concessions	2,117,517
Miscellaneous	<u>15,493,528</u>
Total operating revenues	<u>1,228,563,630</u>
Operating expenses:	
Engineering and maintenance of roadway and structures	98,064,006
Services and toll collection	160,233,841
Traffic control, safety patrol and radio communications	50,307,156
Procurement, IT, finance, and administration	42,135,110
Depreciation and amortization	<u>328,650,467</u>
Total operating expenses	<u>679,390,580</u>
Operating income	<u>549,173,050</u>
Nonoperating revenues (expenses):	
Revenues under intergovernmental agreements	79,451,042
Expenses under intergovernmental agreements	(79,451,042)
Net loss on disposal of property	(261,018)
Interest expense and amortization of financing costs	(214,946,627)
Bond interest subsidy (Build America Bonds)	15,098,919
Miscellaneous expense	(3,937,904)
Investment income	<u>1,859,314</u>
Total nonoperating revenues (expenses), net	<u>(202,187,316)</u>
Income before other revenues, expenses, gains, losses, and transfers	<u>346,985,734</u>
Capital contribution under intergovernmental agreements	<u>481,600</u>
Change in net position	<u>347,467,334</u>
Net position, beginning of year, as restated (note 1(u))	<u>1,845,455,163</u>
Net position, end of year	<u>\$ 2,192,922,497</u>

See accompanying notes to the financial statements.

**ILLINOIS STATE TOLL HIGHWAY AUTHORITY**

(A Component Unit of the State of Illinois)

Statement of Cash Flows

Year ended December 31, 2015

Cash flows from operating activities:

Cash received from sales and services	\$ 1,227,720,342
Cash payments to suppliers	(133,097,689)
Cash payments to employees	(169,215,755)
	<u>925,406,898</u>

Net cash provided by operating activities

Cash flows from capital and related financing activities:

Acquisition and construction of capital assets	(1,467,516,490)
Cash received from other governments for capital assets	8,925,049
Cash paid for intergovernmental services	(2,648,386)
Proceeds from sale of property	238,151
Bond proceeds	886,864,261
Principal paid on revenue bonds	(97,795,000)
Bond subsidy (Build America Bonds)	15,098,919
Interest expense and issuance costs paid on revenue bonds	(246,651,010)

Net cash used in capital and related financing activities

Cash flows from investing activities:

Proceeds from sales and maturities of investments	55,800,000
Purchase of investments	—
Interest on investments	1,801,955

Net cash provided by investing activities

Net increase in cash and cash equivalents

Cash and cash equivalents at beginning of year	<u>1,836,094,111</u>
Cash and cash equivalents at end of year	<u>\$ 1,915,618,458</u>

Reconciliation of cash and cash equivalents:

Cash and cash equivalents	\$ 938,208,030
Risk management reserved cash and cash equivalents	18,192,303
Cash and cash equivalents restricted for debt service and debt reserve	362,155,391
Cash and cash equivalents restricted for construction	422,003,298
Cash and cash equivalents – I-PASS accounts	174,903,373
Supplemental pension benefit assets	156,063

Total cash and cash equivalents at end of year

\$ 1,915,618,458

Non-cash investing and financing activities:

Land contribution	<u>\$ 481,600</u>
-------------------	-------------------

See accompanying notes to the financial statements.

**ILLINOIS STATE TOLL HIGHWAY AUTHORITY**

(A Component Unit of the State of Illinois)

Statement of Cash Flows

Year ended December 31, 2015

Reconciliation of operating income to net cash provided by  
operating activities:

Operating income	\$ 549,173,050
Adjustments to reconcile operating income to net cash provided by operating activities:	
Depreciation and amortization	328,650,467
Provision for bad debt	8,567,107
Amortization of unearned revenue	(1,767,787)
Miscellaneous revenue	344,740
Pension changes	32,710,851
Effects of changes in operating assets and liabilities:	
Increase in accounts receivable	(9,128,944)
Increase in intergovernmental receivables	(5,144,212)
Decrease in prepaid expenses	153,079
Increase in accounts payable	1,290,369
Increase in accrued liabilities	13,102,599
Decrease in accrued compensated absences	(489,729)
Decrease in supplemental pension obligation	(27,822)
Increase in intergovernmental agreement payable	2,288,857
Increase in deposits - I-PASS	6,585,356
Increase in unearned revenue	184,001
Decrease in risk management claims payable	(1,085,084)
Net cash provided by operating activities	<u>\$ 925,406,898</u>

See accompanying notes to the financial statements.

**ILLINOIS STATE TOLL HIGHWAY AUTHORITY**  
(A Component Unit of the State of Illinois)

Notes to the Financial Statements  
December 31, 2015

**(1) Summary of Significant Accounting Policies**

The accounting policies and financial reporting practices of the Illinois State Toll Highway Authority (the Tollway), a component unit of the State of Illinois, conform to U.S. generally accepted accounting principles (GAAP), as promulgated by the Governmental Accounting Standards Board (GASB).

**(a) Financial Reporting Entity**

The Illinois State Toll Highway Authority, a component unit of the State of Illinois, was created by an Act of the General Assembly of the State of Illinois – the Toll Highway Act – for the purpose of constructing, operating, regulating, and maintaining a toll highway or a system of toll highways and, in connection with the financing of such projects, is authorized to issue revenue bonds which shall be retired from revenues derived from the operation of the Tollway. Under the provisions of the Act, no bond issue of the Tollway, or any interest thereon, is an obligation of the State of Illinois. In addition, the Tollway is empowered to issue refunding bonds for the purpose of refunding any revenue bonds issued under the provisions of the Act, which are then outstanding.

The enabling legislation empowers the Tollway’s Board of Directors with duties and responsibilities which include, but are not limited to, the ability to approve and modify the Tollway’s budget, the ability to approve and modify toll rates and fees charged for use of the system, the ability to employ and discharge employees as necessary in the judgment of the Tollway, and the ability to acquire, own, use, hire, lease, operate, and dispose of personal property, real property, and any interest therein.

Component units are separate legal entities for which the primary government is legally accountable. The Tollway is a component unit of the State of Illinois for financial reporting purposes because exclusion would cause the State’s financial statements to be incomplete. The governing body of the Tollway is an 11 member Board of Directors of which nine members are appointed by the Governor of Illinois with the advice and consent of the Illinois Senate. The Governor and the Secretary of the Illinois Department of Transportation are also members of the Tollway’s Board of Directors. These financial statements are included in the State’s comprehensive annual financial report and the State’s separately issued basic financial statements. The Tollway itself does not have any component units.

**(b) Basis of Accounting**

The Tollway accounts for its operations and financings in a manner similar to private business enterprises; the intent is that costs of providing goods or services to the general public on a continuing basis be financed or recovered primarily through user charges.

Accordingly, the Tollway is accounted for as a proprietary fund (enterprise fund) using the flow of economic resources measurement focus and the accrual basis of accounting. Under this measurement focus, all assets and all liabilities associated with the Tollway’s operations are included in the Statement of Net Position. Revenue is recognized in the period in which it is earned and expenses are recognized in the period in which incurred.

**ILLINOIS STATE TOLL HIGHWAY AUTHORITY**  
(A Component Unit of the State of Illinois)

Notes to the Financial Statements  
December 31, 2015

Non-exchange transactions, in which the Tollway receives value without directly giving equal value in return, include fines for toll evasion.

**(c) Cash Equivalents**

With the exception of \$54 million in locally held funds and cash on hand at December 31, 2015, all cash and investments are held for the Tollway either by the Illinois State Treasurer (the Treasurer) as custodian or by the bond trustee under the Tollway's Trust Indenture.

For purposes of the Statement of Cash Flows, the Tollway considers all highly liquid investments, including assets with a maturity of three months or less when purchased, repurchase agreements and investments held on its behalf by the Treasurer to be cash equivalents, as these investments are available upon demand.

**(d) Investments**

The Tollway reports investments at fair value in its Statement of Net Position with the corresponding changes in fair value being recognized as an increase or decrease to non-operating revenue in the Statement of Revenues, Expenses and Changes in Net Position. All investments are held for the Tollway either by the Treasurer as custodian or by the bond trustee under the Tollway's Trust Indenture.

The primary objectives in the investment of Tollway funds is to ensure the safety of principal, while managing liquidity to meet the financial obligations of the Tollway, and to provide the highest investment return using authorized instruments.

All investments in U.S. Treasury and agency issues owned by the Tollway are reported at fair value. Fair value for the investments in Illinois Funds (a state-operated money market fund, sponsored by the Treasurer in accordance with Illinois state law that is rated AAAm by Standard & Poor's rating agency) is equal to the value of the pool shares. Other funds held for the Tollway by the Treasurer are invested in U.S. Treasury and agency issues at the direction of the Tollway and in repurchase agreements which are recorded at face value which approximates fair value. State statute requires that all investments comply with the Illinois Public Funds Investment Act.

The Trust Indenture, as amended, under which the Tollway's revenue bonds were issued, authorizes the Tollway to invest in U.S. Treasury and agency issues, money market funds comprised of U.S. Treasury and agency issues, repurchase agreements thereon, time deposits, and certificates of deposit. All funds held by the Tollway's bond trustee were held in compliance with these restrictions for the year ended December 31, 2015.

**(e) Accounts Receivable**

The Tollway's accounts receivable consist of various toll charges and amounts due from individuals and commercial, governmental and other entities. A provision for doubtful accounts has been recorded for the estimated amount of uncollectible accounts.

**ILLINOIS STATE TOLL HIGHWAY AUTHORITY**  
(A Component Unit of the State of Illinois)

Notes to the Financial Statements  
December 31, 2015

**(f) *Prepaid Expenses and Inventory***

Certain payments made to vendors reflect costs applicable to future accounting periods and are recorded as prepaid expenses. The Tollway's inventory items consist mostly of consumable supplies that are quickly turned over and therefore the payments for such are directly expensed.

**(g) *Noncurrent Cash and Investments***

Cash and investments that are externally restricted for sinking or reserve funds for the purchase or construction of capital or other noncurrent assets are classified as noncurrent assets in the Statement of Net Position.

**(h) *Capital Assets***

Capital assets include the historical cost of land and improvements, easements, roadway and transportation structures (infrastructure), buildings and related improvements, software and equipment, with a cost exceeding \$5,000. (Projects whose individual components are less than \$5,000 but in its entirety are greater than \$5,000 may be capitalized at the discretion of the Tollway). Most expenses for the maintenance and repairs to the roadway and transportation structures, buildings, and related improvements are charged to operations when incurred. All expenses for land, buildings, infrastructure, and construction in progress that increase the value or productive capacities of assets are capitalized. The Tollway capitalizes interest related to construction in progress. Capital assets are depreciated using the straight line method of depreciation over the asset's useful life, as follows:

Building	20 Years
Infrastructure	5 to 40 Years
Machinery, equipment and software	5 to 30 Years

**(i) *Accounting for Leases***

The Tollway makes a distinction between 1) capital leases that effectively transfer from the lessor to the lessee substantially all the risks and benefits incidental to ownership of the leased assets and 2) operating leases under which the lessor effectively retains all such risks and benefits. The Tollway currently is not a party to any capital leases.

Operating leases are accounted for as an operating revenue or expense, depending on whether the Tollway is the lessor or lessee.

**(j) *Long-Term Accounts Receivable***

In the course of business the Tollway may enter into contracts with various parties that call for payments to the Tollway to be made at a date more than one year in the future. These receivables are classified as long-term. See note 7.

**(k) *Debt Refunding***

In accordance with GASB 65, *Items Previously Reported as Assets and Liabilities*, the difference between the reacquisition price and the net carrying amount of the old debt is reported as a deferred outflow or inflow of resources and recognized as a component of interest

**ILLINOIS STATE TOLL HIGHWAY AUTHORITY**  
(A Component Unit of the State of Illinois)

Notes to the Financial Statements  
December 31, 2015

expense systematically over the remaining life of the old debt or the life of the new debt, whichever is shorter.

**(l) Unearned Revenue**

The Tollway recognizes revenue when earned. Amounts received in advance of the periods in which related services are rendered are recorded as an unearned revenue liability in the Statement of Net Position.

**(m) Retirement Costs**

Substantially all of the Tollway's employees participate in the State Employee Retirement System (SERS), as more fully described in Note 12.

In accordance with the Tollway's adoption of GASB Statement No. 68, *Accounting and Financial Reporting for Pension - an amendment of GASB Statement No. 27*, and GASB Statement No. 71, *Pension Transition for Contributions Made Subsequent to the Measurement Date - an amendment of GASB Statement No. 68*, the net pension liability, deferred outflows of resources, deferred inflows of resources and pension expense have been recognized in the Tollway's financial statements.

The net pension liability is calculated as the difference between the actuarially calculated value of the projected benefit payments attributed to past periods of service and the plan's fiduciary net position. The total pension expense is comprised of the service cost or actuarial present value of projected benefit payments attributed to the valuation year, interest on the total pension liability, plan administrative expenses, current year benefit changes, and other changes in plan fiduciary net position less employee contributions and projected earnings on plan investments.

Additionally, the total pension expense includes the annual recognition of outflows and inflows of resources due to pension assets and liabilities.

For purposes of measuring the net pension liability, deferred outflows of resources, deferred inflows of resources, expense and expenditures associated with the Tollway's contribution requirements, information about the fiduciary net position of the plan and additions to/deductions from the plan's fiduciary net position have been determined on the same basis as they are reported within the separately issued plan financial statements. For this purpose, benefit payments (including refunds of employee contributions) are recognized when due and payable in accordance with the terms of the plan. Investments are reported at fair value.

**(n) Adoption of New Accounting Pronouncements**

Effective for the year ending December 31, 2015, the Tollway adopted GASB Statement No. 68, *Accounting and Financial Reporting for Pensions—an amendment of GASB Statement No. 27*, which establishes standards for measuring and recognizing liabilities, deferred outflows of resources, deferred inflows of resources, expenses, and expenditures. The statement identifies the methods and assumptions that should be used to project benefit payments, discount projected benefit payments to their actuarial present value, and attribute that present value to periods of employee service. The implementation of this Statement significantly impacted the Tollway's government-wide financial statements and footnote disclosures with the recognition

**ILLINOIS STATE TOLL HIGHWAY AUTHORITY**  
(A Component Unit of the State of Illinois)

Notes to the Financial Statements  
December 31, 2015

of a net pension liability, deferred outflows of resources and deferred inflows of resources on the Statement of Net Position and pension expense on the Statement of Activities. Additionally, the requirements of this statement resulted in the restatement of beginning net position. Information regarding the Tollway's participation in SERS is disclosed in Note 12.

Effective for the year ending December 31, 2015, the Tollway adopted GASB Statement No. 71, *Pension Transition for Contributions Made Subsequent to the Measurement Date—an amendment of GASB Statement No. 68*, which addresses an issue regarding the application of the transition provisions of GASB Statement No. 68. The statement clarifies the accounting for contributions to a defined benefit pension plan after the measurement date of a government's beginning net pension liability. The provisions of this statement were incorporated with the implementation of GASB Statement No. 68.

**(o) Swap Agreements**

In accordance with GASB Statement No. 53, *Accounting and Financial Reporting for Derivative Instruments*, the Tollway records changes in fair values of the hedging derivative instruments (swaps) as deferred outflows of resources or deferred inflows of resources in the Statement of Net Position.

**(p) Net Position**

The Statement of Net Position presents the Tollway's assets and liabilities with the difference reported in three categories:

*Net investment in capital assets* consists of capital assets, net of accumulated depreciation and reduced by outstanding balances for revenue bonds and other debt that is attributable to the acquisition, construction, or improvement of those assets.

*Restricted Net Position* results when constraints placed on net position use are either externally imposed by creditors, grantors, contributors, and the like, or imposed by law through constitutional provisions or enabling legislation.

*Unrestricted Net Position* consists of net positions that do not meet the criteria of the two preceding categories.

At December 31, 2015, restrictions on net positions consisted of:

*Restricted for Supplemental Pension Obligation* reflects monies set aside for a retirement plan established in 1990 and suspended in 1994.

*Restricted under Trust Indenture Agreements* reflects restrictions imposed by the Tollway's Master Trust Indenture Agreements.

**(q) Toll Revenue**

Toll Revenue is recognized in the month in which the transaction occurs. The fines attributed to toll evasion recovery are recorded as revenue when received in cash. Both tolls and fines



**ILLINOIS STATE TOLL HIGHWAY AUTHORITY**  
(A Component Unit of the State of Illinois)

Notes to the Financial Statements  
December 31, 2015

recovered under the evasion recovery enforcement system are recorded as toll evasion recovery revenue.

**(r) *Classification of Operating Revenues and Expenses***

The Tollway's operating revenues and expenses consist of revenues earned and expenses incurred relating to the operation and maintenance of its tollway system. All other revenues and expenses are reported as nonoperating revenues and expenses or as special items.

Toll evasion revenue is shown net of bad debt expense; concession revenue includes only oasis revenue.

The majority of the Tollway's expenses are exchange transactions, which GASB defines as operating expenses for financial statement presentation purposes. Nonoperating expenses include transfers under intergovernmental agreements and capital financing costs.

**(s) *Risk Management***

The Tollway has self-insured risk retention programs with stop-loss limits for current employee group health and self-insured reserves for workers' compensation claims and has provided accruals for estimated losses arising from such claims.

**(t) *Use of Estimates in Preparing Financial Statements***

The preparation of financial statements in conformity with U.S. generally accepted accounting principles requires management to make estimates and assumptions that affect the reported amounts of assets and liabilities and disclosure of contingent assets and liabilities at the date of the financial statements and the reported amounts of revenues and expenses during the reporting period. Actual results could differ from those estimates.

**(u) *Restatement of Net Position***

During the year ended December 31, 2015, the Tollway implemented GASB Statement No. 68, *Accounting and Financial Reporting for Pensions – an amendment of GASB Statement No. 27* and GASB Statement No. 71, *Pension Transition for Contributions Made Subsequent to the measurement Date-an amendment of GASB Statement No. 68*. The implementation requires restatement of the December 31, 2014, net position reported within the December 31, 2014, financial statements. The restatement is the result of recording the net pension liability as of June 30, 2014, the beginning of the year measurement date, as well as recording deferred outflows of resources associated with contributions made to the plan subsequent to the June 30, 2014, measurement date, as well as other deferred outflows and deferred inflows of resources.

**ILLINOIS STATE TOLL HIGHWAY AUTHORITY**  
(A Component Unit of the State of Illinois)

Notes to the Financial Statements  
December 31, 2015

Accordingly, as of January 1, 2015, the Tollway's net position has been restated as follows:

Net position, beginning of year, as previously reported	\$2,478,704,487
Restatement – deferred outflow of resources – pension related	119,751,552
Restatement – deferred inflow of resources – pension related	(25,921,850)
Restatement – net pension liability	(727,079,026)
Net position, beginning of year, as restated	<u>\$1,845,455,163</u>

**(2) Cash and Investments**

**(a) Custodial Credit Risk -Deposits**

Custodial credit risk is the risk that an institution holding Tollway deposits may fail and expose the Tollway to a loss if the Tollway's deposits were not returned upon maturity or demand. State law (30 ILCS 230/2C) requires that all deposits of public funds be covered by FDIC insurance or eligible collateral. The Tollway has no policy that would further limit the requirements under state law. As of December 31, 2015, the Tollway's deposits were not exposed to custodial credit risk.

**(b) Schedule of Investments**

As of December 31, 2015, the Tollway had the following investments and maturities:

<u>Investment type</u>	<u>Fair Value</u>	<u>Investment maturities (in years)</u>	
		<u>Less Than 1</u>	<u>1-5</u>
Repurchase agreements	\$ 180,695,000	\$ 180,695,000	\$ —
Money market funds*	784,158,689	784,158,689	—
U.S. Treasury Cert. of Indebtedness - SLGS	170,000,000	100,000,000	70,000,000
Federal Home Loan Bank	699,600,750	699,600,750	—
Illinois Funds*	189,133,494	189,133,494	—
	<u>\$ 2,023,587,933</u>	<u>\$ 1,953,587,933</u>	<u>\$ 70,000,000</u>

\*Weighted average maturity is less than one year.

**(c) Interest Rate Risk**

Interest rate risk is the risk that the fair value of investments will decrease as a result of an increase in interest rates. As a means of limiting its exposure to fair value losses from rising interest rates, and as a means of managing liquidity, the Tollway's investment policy requires that the majority of Tollway funds be invested in instruments with maturities of less than one year. No investment is to exceed a ten-year maturity.

**ILLINOIS STATE TOLL HIGHWAY AUTHORITY**  
(A Component Unit of the State of Illinois)

Notes to the Financial Statements  
December 31, 2015

**(d) Credit and Concentration Risks**

Credit risk is the risk that the Tollway will not recover its investments due to the inability of the issuer to fulfill its obligation. The Tollway's investment policy limits investment of Tollway funds to: securities guaranteed by the United States government; obligations of agencies and instrumentalities of the United States; interest-bearing savings accounts, certificates of deposit, or bank time deposits with institutions which meet specified capitalization requirements; money market mutual funds registered under the Investment Company Act of 1940; the Illinois Funds; and repurchase agreements of government securities as defined in the Government Securities Act of 1986. Investment policy further requires that the investment portfolio be diversified in terms of specific maturity, specific issuer, or specific class of securities. Final maturities are limited to ten years; the majority of Tollway funds should be invested in maturities of less than one year. The Tollway was in compliance with these policies during 2015.

The Tollway's investments in debt securities (or the securities underlying the repurchase agreements) were rated by Moody's and Standard & Poor's as follows for the year ended December 31, 2015:

<u>Investment type</u>	<u>2015 ( Moody's/S&amp;P)</u>	
	<u>Fair value</u>	<u>Rating</u>
Repurchase agreements	\$ 180,695,000	Aaa/AA+u
Money market funds	784,158,689	Aaa-mf/AAAm
US Treasury Cert. of Indebtedness-SLGS	170,000,000	Aaa/AA+u
Federal Home Loan Bank	699,600,750	Aaa/AA+u
Illinois Funds	189,133,494	N/R/AAAm

**(3) Accounts Receivable**

The Tollway's accounts receivable consist of various toll charges and other amounts due from individuals and commercial and other entities. A provision for doubtful accounts has been recorded

**ILLINOIS STATE TOLL HIGHWAY AUTHORITY**  
(A Component Unit of the State of Illinois)

Notes to the Financial Statements  
December 31, 2015

for estimated uncollectible amounts. As of December 31, 2015, the Tollway's accounts receivable balance consists of the following:

	<u>Gross accounts receivable</u>	<u>Allowance for doubtful accounts</u>	<u>Net accounts receivable</u>
Tolls	\$ 5,721,761	\$ (368,817)	\$ 5,352,944
Toll evasion recovery	38,388,514	(34,130,039)	4,258,475
Oases receivable	111,091	-	111,091
Damage claims/emergency service	269,138	(253,551)	15,587
Insufficient I-PASS	1,424,895	(1,139,916)	284,979
Over dimension vehicle permit	117,766	(34,436)	83,330
Fiber optic agreements	4,986,870	(1,498,637)	3,488,233
Workers' compensation	67,011	-	67,011
Other	<u>2,348,667</u>	<u>(1,828,880)</u>	<u>519,787</u>
Total non-governmental receivables	<u>53,435,713</u>	<u>(39,254,276)</u>	<u>14,181,437</u>
Various local and municipal government	71,157,225	-	71,157,225
IAG Agencies	16,188,091	-	16,188,091
Other agencies of the state of Illinois	<u>168,793,318</u>	<u>-</u>	<u>168,793,318</u>
Total intergovernmental receivables	<u>256,138,634</u>	<u>-</u>	<u>256,138,634</u>
Total accounts receivable	<u>\$ 309,574,347</u>	<u>\$ (39,254,276)</u>	<u>\$ 270,320,071</u>

**(4) Prepaid Expenses**

In the normal course of business the Tollway pays for services that will be consumed beyond the current year. These are established as prepaid expenses. As of December 31, 2015, the Tollway has \$7.4 million in prepaid expenses. These are categorized as both current and noncurrent.

**ILLINOIS STATE TOLL HIGHWAY AUTHORITY**  
(A Component Unit of the State of Illinois)

Notes to the Financial Statements  
December 31, 2015

**(5) Leases Receivable**

During 2002, the Tollway, as lessor, entered into two 25-year lease agreements for the oasis system (a retail lease and a fuel lease). Under the terms of each lease, the lessee is financially responsible for rebuilding and renovating the oasis structures. At the end of each lease, ownership of the improvements reverts to the Tollway. In the retail lease, the lessee is responsible for the payment of all expenses associated with administration and operation of the facilities including the securing of tenants. In the fuel lease, the lessee is responsible for the operation of the service station and car wash facilities.

In order to rebuild and widen the Jane Addams Tollway, it was necessary to remove the over the road building at the Des Plaines oasis. Accordingly, effective April 1, 2014, the retail lease was amended to revise the annual rent downward to reflect the closure of the Des Plaines site over the road facility.

The fuel lease agreement requires the parties to complete a remediation program to ensure that the oasis system is in compliance with current environmental laws, and that compliance continues for the term of the lease. The Tollway is solely responsible for the remediation program up until the lease commencement date until it has received "No Further Remediation" (NFR) letters from the Illinois Environmental Protection Agency (IEPA). The IEPA issues the letters along with approval for reimbursement of approved expenses from the LUST (Leaking Underground Storage Tank) Fund established by Congress. Remediation work has been completed at all oasis sites. NFR letters have been received by the Tollway for all remediation sites that are the responsibility of the Tollway, except for the Lincoln Oasis North and South locations. The Tollway believes that the remaining NFR letters will be issued without further material remediation costs being incurred.

The future minimum lease payments receivable under these agreements as of December 31, 2015 are as follows:

<b>Year ended December 31</b>	<b>Retail lease</b>	<b>Fuel lease</b>	<b>Total leases</b>
2016	\$ 728,571	\$ 900,250	\$ 1,628,821
2017	728,571	900,250	1,628,821
2018	728,571	900,250	1,628,821
2019	728,571	900,250	1,628,821
2020	728,571	900,250	1,628,821
Thereafter	4,614,283	5,701,583	10,315,866
	<u>\$ 8,257,138</u>	<u>\$ 10,202,833</u>	<u>\$ 18,459,971</u>

The future minimum leases receivable do not include contingent rents that may be owed under these leases should the lessees generate revenues in excess of specific target amounts. The future minimum lease amounts above will be treated as revenue in the year they are earned.

**ILLINOIS STATE TOLL HIGHWAY AUTHORITY**  
(A Component Unit of the State of Illinois)

Notes to the Financial Statements  
December 31, 2015

**(6) Capital Assets**

Changes in capital assets for the year ended December 31, 2015 are as follows:

	Balance January 1	Additions and transfers in	Deletions and transfers out	Balance December 31
Nondepreciable capital assets:				
Land and improvements	\$ 389,297,651	\$ 65,601,343	\$ -	\$ 454,898,994
Construction in progress	817,322,173	1,312,108,140	(874,632,238)	1,254,798,075
Total nondepreciable capital assets	<u>1,206,619,824</u>	<u>1,377,709,483</u>	<u>(874,632,238)</u>	<u>1,709,697,069</u>
Depreciable capital assets:				
Buildings	56,235,616	474,800	-	56,710,416
Infrastructure	7,400,176,588	939,572,256	(139,981,809)	8,199,767,035
Machinery and equipment	254,565,169	29,548,295	(2,913,192)	281,200,272
Total depreciable capital assets	<u>7,710,977,373</u>	<u>969,595,351</u>	<u>(142,895,001)</u>	<u>8,537,677,723</u>
Less accumulated depreciation:				
Buildings	(41,019,481)	(1,006,633)	-	(42,026,114)
Infrastructure	(2,481,526,410)	(308,441,063)	139,981,809	(2,649,985,664)
Machinery and equipment	(159,736,491)	(18,756,673)	2,414,022	(176,079,142)
Total accumulated depreciation	<u>(2,682,282,382)</u>	<u>(328,204,369)</u>	<u>142,395,831</u>	<u>(2,868,090,920)</u>
Total depreciable capital assets, net	<u>5,028,694,991</u>	<u>641,390,982</u>	<u>(499,170)</u>	<u>5,669,586,803</u>
Total capital assets, net	<u>\$ 6,235,314,815</u>	<u>\$ 2,019,100,465</u>	<u>\$ (875,131,408)</u>	<u>\$ 7,379,283,872</u>

**(7) Long-Term Accounts Receivable**

As of December 31, 2015, long-term accounts receivable consisted of the following:

Northwest Suburban Municipal Joint Action Water Agency (NSMJAWA)	\$ 66,967,897
Illinois Department of Transportation	<u>155,888,347</u>
	<u>\$ 222,856,244</u>

**ILLINOIS STATE TOLL HIGHWAY AUTHORITY**  
(A Component Unit of the State of Illinois)

Notes to the Financial Statements  
December 31, 2015

**(8) Revenue Bonds Payable**

Changes in revenue bonds payable for the year ended December 31, 2015 are as follows:

	<u>Balance</u> <u>January 1</u>	<u>Additions</u>	<u>Deletions</u>	<u>Balance</u> <u>December 31</u>	<u>Amounts</u> <u>due within</u> <u>one year*</u>
1998 Series A	\$ 74,935,000	\$ -	\$ (62,735,000)	\$ 12,200,000	\$ 12,200,000
1998 Series B	123,100,000	-	-	123,100,000	53,900,000
2005 Series A	71,870,000	-	(71,870,000)	-	-
2007 Series A-1 & A-2	700,000,000	-	-	700,000,000	-
2008 Series A-1 & A-2	478,900,000	-	-	478,900,000	-
2008 Series B	350,000,000	-	-	350,000,000	-
2009 Series A	500,000,000	-	-	500,000,000	-
2009 Series B	280,000,000	-	-	280,000,000	-
2010 Series A-1	279,300,000	-	-	279,300,000	-
2013 Series A	500,000,000	-	-	500,000,000	-
2013 Series B-1	217,390,000	-	-	217,390,000	35,225,000
2014 Series A	378,720,000	-	-	378,720,000	-
2014 Series B	500,000,000	-	-	500,000,000	-
2014 Series C	400,000,000	-	-	400,000,000	-
2014 Series D	264,555,000	-	-	264,555,000	-
2015 Series A	-	400,000,000	-	400,000,000	-
2015 Series B	-	400,000,000	-	400,000,000	-
Totals	<u>5,118,770,000</u>	<u>800,000,000</u>	<u>(134,605,000)</u>	<u>5,784,165,000</u>	<u>\$ 101,325,000</u>
Unamortized bond premium	298,417,765	87,701,207	(20,146,632)	365,972,340	
Current portion of revenue bonds payable	<u>(97,795,000)</u>	<u>(101,325,000)</u>	<u>97,795,000</u>	<u>(101,325,000)</u>	
Revenue bonds payable, net of current portion	<u>\$ 5,319,392,765</u>	<u>\$ 786,376,207</u>	<u>\$ (56,956,632)</u>	<u>\$ 6,048,812,340</u>	

\* Principal amounts either due or for which required third-party liquidity is expiring within one year and was not renewed prior to report issuance date. As of December 31, 2015, there was no principal outstanding for which required third-party liquidity was expiring within one year that was not renewed prior to report issuance date.

**(a) Series 1998A and 1998B Bonds**

On December 30, 1998, the Tollway issued \$325,135,000 of Toll Highway Refunding Revenue Bonds, consisting of \$202,035,000 of Fixed Rate Bonds (1998 Series A) and \$123,100,000 of Variable Rate Bonds (1998 Series B). The bonds financed the refunding of a portion (\$313,105,000) of the Tollway's 1992 Series A Bonds and also financed costs of issuance and

**ILLINOIS STATE TOLL HIGHWAY AUTHORITY**  
(A Component Unit of the State of Illinois)

Notes to the Financial Statements  
December 31, 2015

accrued interest on the 1998 Series A Bonds. The 1998 Series A Bonds were sold with fixed interest rates ranging from 4.0% to 5.5% at yields which produced a net Original Issue Premium of \$17,414,484. The 1998 Series A Bonds, of which \$12,200,000 were outstanding as of December 31, 2015, are not subject to redemption prior to maturity. The 1998 Series B Bonds were initially issued in a weekly mode and were in a weekly mode during all of 2015. Interest rates on the 1998 Series B Bonds are set pursuant to the terms of a remarketing agreement. While in the weekly mode, the 1998 Series B Bonds are subject to demand for purchase from bondholders. Any such 1998 Series B Bonds tendered for purchase are remarketed pursuant to the terms of a remarketing agreement. 1998 Series B Bonds tendered for purchase that are not remarketed to new bondholder(s) are funded, subject to certain conditions, under a Standby Bond Purchase Agreement among the Tollway, the Trustee, and Landesbank Hessen-Thüringen Girozentrale, New York Branch.

Any bonds funded pursuant to the Standby Bond Purchase Agreement that remain unremarketed on their scheduled payment dates of January 1, 2016 and January 1, 2017 are required to be paid by the Tollway on such scheduled payment dates. The cost of the Standby Bond Purchase Agreement is a per annum fee of 40 basis points times the commitment amount of \$129,339,315, which consists of \$123,100,000 for payment of principal and \$6,239,315 for payment of interest. While in the weekly mode, the Series 1998B Bonds are subject to optional redemption by the Tollway. The stated expiration date of the Standby Bond Purchase Agreement is January 3, 2017. The scheduled 1998 Series B principal payments are \$53,900,000 on January 1, 2016 and \$69,200,000 on January 1, 2017. The final maturity of the 1998 Series A and 1998 Series B bonds is January 1, 2016 and January 1, 2017, respectively. The scheduled payments of principal and interest of the 1998 Series A Bonds and 1998 Series B Bonds are insured by Assured Guaranty Municipal Corp., pursuant to the acquisition of the original bond insurer, Financial Security Assurance Inc., by Assured Guaranty Ltd. on July 1, 2009. The variable interest rate of the 1998 Series B Bonds as of December 31, 2015 was 0.25%.

**(b) Series 2005A Bonds**

On June 22, 2005, the Tollway issued \$770,000,000 of Toll Highway Senior Priority Revenue Bonds (2005 Series A). This issuance was the first bond sale utilized to finance capital projects in the Congestion-Relief Program. The bonds also financed a deposit to the Debt Reserve Account and costs of issuance. All maturities of the bonds were sold bearing 5.0% interest rates except for the \$101,935,000 par amount maturing on January 1, 2020 which was sold bearing an interest rate of 4.125%. The bonds were sold at yields which produced a net Original Issue Premium of \$60,405,414. The scheduled payments of principal and interest of this bond series, except for the bonds maturing on January 1, 2020, were insured by Assured Guaranty Municipal Corp., pursuant to the acquisition of the original bond insurer, Financial Security Assurance Inc., by Assured Guaranty Ltd. on July 1, 2009. On August 13, 2013, \$228,195,000 of the 2005 Series A Bonds that were scheduled to mature on January 1 of 2017, 2018 and 2019 were advance refunded in connection with the issuance of the \$217,390,000 of Toll Highway Senior Revenue Bonds, 2013 Series B-1 (Refunding). On February 26, 2014, \$436,545,000 of the 2005 Series A Bonds that were scheduled to mature on January 1 of 2020, 2021, 2022 and 2023 were advance refunded in connection with the issuance of the \$378,720,000 of Toll Highway Senior Revenue Bonds, 2014 Series A (Refunding). On July



**ILLINOIS STATE TOLL HIGHWAY AUTHORITY**  
(A Component Unit of the State of Illinois)

Notes to the Financial Statements  
December 31, 2015

1, 2015, \$36,810,000 of the 2005 Series A Bonds that were scheduled to mature on January 1, 2016 were, at the option of the Authority, redeemed at a price of 100% of the principal amount plus accrued interest. As of July 1, 2015, no 2005 Series A Bonds were outstanding.

**(c) Series 2006A Bonds**

On June 7, 2006, the Tollway issued \$1,000,000,000 of Toll Highway Senior Priority Revenue Bonds (2006 Series A-1 and Series A-2). This issuance was the second bond sale utilized to fund capital projects in the Congestion-Relief Program. The bonds also financed a deposit to the Debt Reserve Account and costs of issuance. All maturities of the bonds were sold bearing 5.0% interest rates at yields which produced an Original Issue Premium of \$40,019,000. The bonds were subject to optional redemption on or after July 1, 2016 at a redemption price of 100% of the principal amount plus accrued interest. The scheduled payments of principal and interest of the bonds were insured by Assured Guaranty Municipal Corp., pursuant to the acquisition of the original bond insurer, Financial Security Assurance Inc., by Assured Guaranty Ltd. on July 1, 2009. On February 7, 2008, \$708,340,000 of the 2006 Series A Bonds were advance refunded in connection with the issuance of the Tollway's \$766,200,000 Variable Rate Senior Refunding Revenue Bonds (2008 Series A-1 and Series A-2). On December 18, 2014, the remaining \$291,660,000 of 2006 Series A Bonds were advance refunded in connection with the issuance of the Tollway's \$264,555,000 Senior Revenue Bonds, 2014 Series D (Refunding).

**(d) Series 2007A Bonds**

On November 1, 2007, the Tollway issued \$700,000,000 of Toll Highway Variable Rate Senior Priority Revenue Bonds (2007 Series A-1 and Series A-2). This issuance was the third bond sale utilized to finance capital projects in the Congestion-Relief Program. The bonds also financed a deposit to the Debt Reserve Account and costs of issuance. The bonds were sold at par and initially issued in a weekly mode and remained in a weekly mode through fiscal year end 2015. Interest rates on the bonds are set pursuant to the terms of a remarketing agreement. While in the weekly mode, the bonds are subject to optional redemption by the Tollway. While in the weekly mode, the bonds are subject to bondholder tender for purchase. Any such bonds tendered for purchase are remarketed pursuant to the terms of a remarketing agreement. Funding for any bonds tendered for purchase that failed to be remarketed was available, under certain circumstances, from a Liquidity Facility in the form of a Standby Bond Purchase Agreement provided by Dexia Credit Local, New York Branch, through March 18, 2011, the effective expiration date of that Standby Bond Purchase Agreement. On March 18, 2011, the 2007 Series A Bonds were mandatorily tendered and, on the same day, subsequently remarketed as six separate sub-series, each sub-series secured by a direct-pay letter of credit that qualified as a Substitute Credit Facility under the Supplemental Indenture for the 2007 Series A Bonds. The following provides information regarding each of those sub-series and their respective letters of credit.

**(e) Series 2007A-1a Bonds**

On March 18, 2011 the Tollway remarketed \$175,000,000 of the 2007 Series A-1 Bonds as 2007 Series A-1a (the "Series 2007A-1a Bonds"). While in the weekly mode, the Series 2007A-1a Bonds are secured by a direct-pay letter of credit from Citibank, N.A. pursuant to the terms

**ILLINOIS STATE TOLL HIGHWAY AUTHORITY**  
(A Component Unit of the State of Illinois)

Notes to the Financial Statements  
December 31, 2015

of the Letter of Credit Reimbursement Agreement dated as of March 1, 2011 between the Tollway and such bank (the “2007A-1a Credit Facility”). The 2007A-1a Credit Facility provides up to \$175,000,000 for payment of principal and up to \$3,595,891 for payment of interest (equivalent to 50 days’ accrued interest at 15%), including for the purpose of paying the principal and interest portions of the purchase price of any bonds tendered and not remarketed. To the extent the 2007A-1a Credit Facility is utilized to purchase bonds tendered and not remarketed, and such bonds continue to fail to be remarketed, then such bonds are required to be repaid by the Authority thirteen months after the termination date of the 2007A-1a Credit Facility. The 2007A-1a Credit Facility, if not extended, is scheduled to expire on January 31, 2017. The cost of the 2007A-1a Credit Facility is a per annum fee of 45 basis points times the stated amount of \$178,595,891. The variable interest rate of the Series 2007A-1a Bonds as of December 31, 2015 was 0.01%.

**(f) Series 2007A-1b Bonds**

On March 18, 2011 the Tollway remarketed \$175,000,000 of the 2007 Series A-1 Bonds as 2007 Series A-1b (the “Series 2007A-1b Bonds”). While in the weekly mode, the Series 2007A-1b Bonds are secured by a direct-pay letter of credit from Mizuho Bank Ltd. pursuant to the terms of the Reimbursement Agreement dated as of March 1, 2014 between the Tollway and such bank (the “2007A-1b Credit Facility”). The 2007A-1b Credit Facility provides up to \$175,000,000 for payment of principal and up to \$3,236,302 for payment of interest (equivalent to 45 days’ accrued interest at 15%), including for the purpose of paying the principal and interest portions of the purchase price of any bonds tendered and not remarketed. To the extent the 2007A-1b Credit Facility is utilized to purchase bonds tendered and not remarketed, and to the extent such bonds continue to either (a) remain unremarketed for 180 days or (b) remain unremarketed on the termination date of the 2007A-1b Credit Facility, then such funded bonds are required to be repaid by the Authority in equal semi-annual principal installments commencing on the earlier of (i) 180 days after the date the bonds were purchased and (ii) the termination date of the 2007A-1b Credit Facility, and ending on the date three years following the date the bonds were purchased. The cost of the 2007A-1b Credit Facility is a per annum fee of 34 basis points times the stated amount of \$178,236,302. The variable interest rate of the Series 2007A-1b Bonds as of December 31, 2015 was 0.01%. The 2007A-1b Credit Facility was scheduled to expire on March 18, 2016. This Credit Facility was extended until March 16, 2017. (See Note 21 – Subsequent Events)

**(g) Series 2007A-2a Bonds**

On March 18, 2011 the Tollway remarketed \$100,000,000 of the 2007 Series A-2 Bonds as 2007 Series A-2a (the “Series 2007A-2a Bonds”). While in the weekly mode, the Series 2007A-2a Bonds are secured by a direct-pay letter of credit from The Bank of Tokyo-Mitsubishi UFJ, Ltd., acting through its New York Branch pursuant to the terms of the Reimbursement Agreement dated as of March 1, 2011 between the Tollway and such bank (the “2007A-2a Credit Facility”). The 2007A-2a Credit Facility provides up to \$100,000,000 for payment of principal and up to \$1,849,316 for payment of interest (equivalent to 45 days’ accrued interest at 15%), including for the purpose of paying the principal and interest portions of the purchase price of any bonds tendered and not remarketed. To the extent the 2007A-2a Credit Facility is utilized to purchase bonds tendered and not remarketed, and to the extent such bonds continue

**ILLINOIS STATE TOLL HIGHWAY AUTHORITY**  
(A Component Unit of the State of Illinois)

Notes to the Financial Statements  
December 31, 2015

to remain unremarketed on the first business day of the fourth calendar month immediately succeeding the date the bonds were purchased, then such funded bonds are required to be repaid by the Authority in equal quarterly principal installments commencing on such first business day of the fourth calendar month immediately succeeding the date the bonds were purchased, and ending on the date four (4) years after the date the bonds were purchased. The 2007A-2a Credit Facility, if not extended, is scheduled to expire on March 17, 2017. The cost of the 2007A-2a Credit Facility is a per annum fee of 42.5 basis points times the stated amount of \$101,849,316. The variable interest rate of the Series 2007A-2a Bonds as of December 31, 2015 was 0.01%.

**(h) Series 2007A-2b Bonds**

On March 18, 2011 the Tollway remarketed \$107,500,000 of the 2007 Series A-2 Bonds as 2007 Series A-2b (the "Series 2007A-2b Bonds"). While in the weekly mode, the Series 2007A-2b Bonds are secured by a direct-pay letter of credit from Harris, N.A. pursuant to the terms of the Reimbursement Agreement dated as of March 1, 2011 between the Tollway and such bank (the "2007A-2b Credit Facility"). The 2007A-2b Credit Facility provides up to \$107,500,000 for payment of principal and up to \$1,988,014 for payment of interest (equivalent to 45 days' accrued interest at 15%), including for the purpose of paying the principal and interest portions of the purchase price of any bonds tendered and not remarketed. To the extent the 2007A-2b Credit Facility is utilized to purchase bonds tendered and not remarketed, and to the extent such bonds continue to either (a) remain unremarketed for 180 days or (b) remain unremarketed on the termination date of the 2007A-2b Credit Facility, then such funded bonds are required to be repaid by the Authority in equal quarterly principal installments commencing on the date one year following the earlier of (i) 180 days after the date the bonds were purchased and (ii) the termination date of the 2007A-2b Credit Facility, and ending on the date two years following the earlier of (i) 180 days after the date the bonds were purchased and (ii) the termination date of the 2007A-2b Credit Facility. The 2007A-2b Credit Facility, if not extended, is scheduled to expire on March 18, 2017. The cost of the 2007A-2b Credit Facility is a per annum fee of 45 basis points times the stated amount of \$109,488,014. The variable interest rate of the Series 2007-2b Bonds as of December 31, 2015 was 0.01%.

**(i) Series 2007A-2c Bonds**

On March 18, 2011 the Tollway remarketed \$55,000,000 of the 2007 Series A-2 Bonds as 2007 Series A-2c (the "Series 2007A-2c Bonds"). While in the weekly mode, the Series 2007A-2c Bonds are secured by a direct-pay letter of credit from The Northern Trust Company pursuant to the terms of the Reimbursement Agreement dated as of March 1, 2011 between the Tollway and such bank (the "2007A-2c Credit Facility"). The 2007A-2c Credit Facility provides up to \$55,000,000 for payment of principal and up to \$1,017,123 for payment of interest (equivalent to 45 days' accrued interest at 15%), including for the purpose of paying the principal and interest portions of the purchase price of any bonds tendered and not remarketed. To the extent the 2007A-2c Credit Facility is utilized to purchase bonds tendered and not remarketed, and to the extent such bonds continue to either (a) remain unremarketed for 270 days or (b) remain unremarketed on the termination date of the 2007A-2c Credit Facility, then such funded bonds are required to be repaid by the Authority in equal semi-annual principal installments commencing on the next ensuing January 1 or July 1 after the earlier of (i) 270 days after the

**ILLINOIS STATE TOLL HIGHWAY AUTHORITY**  
(A Component Unit of the State of Illinois)

Notes to the Financial Statements  
December 31, 2015

date the bonds were purchased and (ii) the termination date of the 2007A-2c Credit Facility, and ending on the date three years following the earlier of (i) 270 days after the date the bonds were purchased and (ii) the termination date of the 2007A-2c Credit Facility. The 2007A-2c Credit Facility, if not extended, is scheduled to expire on March 17, 2017. The cost of the 2007A-2c Credit Facility is a per annum fee of 37.5 basis points times the stated amount of \$56,017,123. The variable interest rate of the Series 2007A-2c Bonds as of December 31, 2015 was 0.01%.

(j) ***Series 2007A-2d Bonds***

On March 18, 2011 the Tollway remarketed \$87,500,000 of the 2007 Series A-2 Bonds as 2007 Series A-2d (the "Series 2007A-2d Bonds"). While in the weekly mode, the Series 2007A-2d Bonds are secured by a direct-pay letter of credit from Royal Bank of Canada pursuant to the terms of the Reimbursement Agreement dated as of March 18, 2011 between the Tollway and such bank (the "2007A-2d Credit Facility"). The 2007A-2d Credit Facility provides up to \$87,500,000 for payment of principal and up to \$1,618,151 for payment of interest (equivalent to 45 days' accrued interest at 15%), including for the purpose of paying the principal and interest portions of the purchase price of any bonds tendered and not remarketed. To the extent the 2007A-2d Credit Facility is utilized to purchase bonds tendered and not remarketed, and to the extent such bonds continue to either (a) remain unremarketed for 181 days or (b) remain unremarketed on the termination date of the 2007A-2d Credit Facility, then such funded bonds are required to be repaid by the Authority in equal semi-annual principal installments commencing on the earlier of (i) 181 days after the date the bonds were purchased and (ii) the termination date of the 2007A-2d Credit Facility, and ending on the date three years following the date the bonds were purchased. The 2007A-2d Credit Facility, if not extended, is scheduled to expire on March 17, 2017. The cost of the 2007A-2d Credit Facility is a per annum fee of 40 basis points times the stated amount of \$89,118,151. The variable interest rate of the Series 2007A-2d Bonds as of December 31, 2015 was 0.01%.

**ILLINOIS STATE TOLL HIGHWAY AUTHORITY**  
(A Component Unit of the State of Illinois)

Notes to the Financial Statements  
December 31, 2015

**(k) Series 2008A Bonds**

On February 7, 2008, the Tollway issued \$766,200,000 of Toll Highway Variable Rate Senior Refunding Revenue Bonds (\$383,100,000 2008 Series A-1 and \$383,100,000 2008 Series A-2). The bonds advance refunded \$708,340,000 of the then-outstanding 2006 Series A Bonds and financed costs of issuance. Payments of principal when due at maturity and interest are insured by Assured Guaranty Municipal Corp., pursuant to the acquisition of the original bond insurer, Financial Security Assurance Inc., by Assured Guaranty Ltd. on July 1, 2009. The bonds were sold at par and initially issued in a weekly mode and have remained in a weekly mode through fiscal year end 2014. On July 1, 2010, \$287,300,000 of the 2008 Series A-2 bonds was refunded by the Tollway's \$279,300,000 Toll Highway Senior Refunding Revenue Bonds (2010 Series A-1). \$383,100,000 of the 2008 Series A-1 Bonds and \$95,800,000 of the 2008 Series A-2 Bonds remain outstanding. Interest rates on the bonds are set pursuant to the terms of a remarketing agreement. While in the weekly mode, the bonds are subject to optional redemption by the Tollway. While in the weekly mode, the bonds are subject to bondholder tender for purchase. Any such bonds tendered for purchase are remarketed pursuant to the terms of a remarketing agreement. Funding for any bonds tendered for purchase that failed to be remarketed was available, under certain circumstances, from a Liquidity Facility in the form of a Standby Bond Purchase Agreement provided by Dexia Credit Local, New York Branch, through February 7, 2011, the effective expiration date of that Standby Bond Purchase Agreement. On February 7, 2011, the 2008 Series A Bonds were mandatorily tendered and, on the same day, subsequently remarketed as three separate sub-series, each sub-series secured by a standby bond purchase agreement that qualified as a Substitute Liquidity Facility under the Supplemental Indenture for the 2008 Series A Bonds. The following provides information regarding each of those sub-series and their respective standby bond purchase agreements.

**(l) Series 2008A-1a Bonds**

On February 7, 2011 the Tollway remarketed \$191,500,000 of the 2008 Series A-1 Bonds as 2008 Series A-1a (the "Series 2008A-1a Bonds"). While in the weekly mode, liquidity support is provided for the Series 2008A-1a Bonds by a Standby Bond Purchase Agreement dated as of February 1, 2011 among the Tollway, the Trustee, and JPMorgan Chase Bank, National Association (the "2008A-1a Liquidity Facility"). The 2008A-1a Liquidity Facility provides up to \$191,500,000 for payment of principal and up to \$2,203,562 for payment of interest (equivalent to 35 days' accrued interest at 12%) for the purpose of paying the principal and interest portions of the purchase price of any bonds tendered and not remarketed. To the extent the 2008A-1a Liquidity Facility is utilized to purchase bonds tendered and not remarketed, and to the extent such bonds continue to remain unremarketed for 91 days, then such funded bonds are required to be repaid by the Authority in ten equal semi-annual principal installments commencing on the first business day of the sixth full month following the date 91 days after the date the bonds were purchased. The cost of the 2008A-1a Liquidity Facility is a per annum fee of 56 basis points times the commitment amount of \$193,703,562. The variable interest rate of the Series 2008A-1a Bonds as of December 31, 2015 was 0.02%. The 2008A-1a Liquidity Facility is scheduled to expire on February 5, 2016. This Credit Facility was extended until February 3, 2017. (See Note 21 - Subsequent Events)

**ILLINOIS STATE TOLL HIGHWAY AUTHORITY**  
(A Component Unit of the State of Illinois)

Notes to the Financial Statements  
December 31, 2015

**(m) Series 2008A-1b Bonds**

On February 7, 2011 the Tollway remarketed \$191,600,000 of the 2008 Series A-1 Bonds as 2008 Series A-1b (the “Series 2008A-1b Bonds”). While in the weekly mode, liquidity support is provided for the Series 2008A-1b Bonds by a Standby Bond Purchase Agreement dated as of February 7, 2014 among the Tollway, the Trustee, and Bank of America, N.A. (the “2008A-1b Liquidity Facility”). Bank of America, N.A. replaced PNC Bank, N.A. as liquidity facility provider for the Series 2008A-1b Bonds on February 7, 2014. The 2008A-1b Liquidity Facility provides up to \$191,600,000 for payment of principal and up to \$2,141,721 for payment of interest (equivalent to 34 days’ accrued interest at 12%) for the purpose of paying the principal and interest portions of the purchase price of any bonds tendered and not remarketed. To the extent the 2008A-1b Liquidity Facility is utilized to purchase bonds tendered and not remarketed, and to the extent such bonds continue to remain unremarketed for 180 days, then such funded bonds are required to be repaid by the Authority in equal semi-annual principal installments commencing on the first business day of the sixth full month following the date 180 days after the date the bonds were purchased and ending on the date five years after the date the bonds were purchased. The cost of the 2008A-1b Liquidity Facility is a per annum fee of 40 basis points times the commitment amount of \$193,741,721. The variable interest rate of the Series 2008A-1b Bonds as of December 31, 2015 was 0.02%. The 2008A-1b Liquidity Facility is scheduled to expire on February 5, 2016. This Credit Facility was extended until February 3, 2017. (See Note 21 - Subsequent Events)

**(n) Series 2008A-2 Bonds**

On February 7, 2011 the Tollway remarketed \$95,800,000 of the 2008 Series A-2 Bonds (the “Series 2008A-2 Bonds”). While in the weekly mode, liquidity support is provided for the Series 2008A-2 Bonds by a Standby Bond Purchase Agreement dated as of February 1, 2011 among the Tollway, the Trustee, and JPMorgan Chase Bank, National Association (the “2008A-2 Liquidity Facility”). The 2008A-2 Liquidity Facility provides up to \$95,800,000 for payment of principal and up to \$1,102,357 for payment of interest (equivalent to 35 days’ accrued interest at 12%) for the purpose of paying the principal and interest portions of the purchase price of any bonds tendered and not remarketed. To the extent the 2008A-2 Liquidity Facility is utilized to purchase bonds tendered and not remarketed, and to the extent such bonds continue to remain unremarketed for 91 days, then such funded bonds are required to be repaid by the Authority in ten equal semi-annual principal installments commencing on the first business day of the sixth full month following the date 91 days after the date the bonds were purchased. The cost of the 2008A-2 Liquidity Facility is a per annum fee of 56 basis points times the commitment amount of \$96,902,357. The variable interest rate of the Series 2008A-2 Bonds as of December 31, 2015 was 0.01%. The 2008A-2 Liquidity Facility is scheduled to expire on February 5, 2016. This Credit Facility was extended until February 3, 2017. (See Note 21 - Subsequent Events)

**(o) Series 2008B Bonds**

On November 18, 2008, the Tollway issued \$350,000,000 of Toll Highway Senior Priority Revenue Bonds (2008 Series B). This issuance was the fourth bond sale utilized to finance capital projects in the Congestion-Relief Program. The bonds also financed capitalized interest through June 30, 2009 and costs of issuance. The bonds were sold as a term bond maturing on

**ILLINOIS STATE TOLL HIGHWAY AUTHORITY**  
(A Component Unit of the State of Illinois)

Notes to the Financial Statements  
December 31, 2015

January 1, 2033 bearing a 5.50% interest rate and priced to yield 5.70%, which produced an Original Issue Discount of \$9,142,000. The bonds are subject to optional redemption on or after January 1, 2018 at a redemption price of 100% of the principal amount plus accrued interest. The bonds are subject to sinking fund redemption prior to maturity. The bonds are not insured. In connection with the bond issue, a Surety Policy in the face amount of \$100,000,000 was purchased from Berkshire Hathaway Assurance Corporation for deposit in the Debt Reserve Account. The Surety Policy expires on January 1, 2033. (See Note 21 – Subsequent Events)

**(p) Build America Bonds**

The American Recovery and Reinvestment Act of 2009 authorized the Tollway to issue taxable bonds known as “Build America Bonds” to finance capital expenditures for which it could issue tax-exempt bonds and to elect to receive a subsidy payment from the federal government equal to 35% of the amount of each interest payment on such taxable bonds. The receipt of such subsidy payments by the Tollway is subject to certain requirements, including the filing of a form with the Internal Revenue Service prior to each interest payment date. The subsidy payments are not full faith and credit obligations of the United States of America. As a result of the impact of sequestration, the federal government reduced the amount of the subsidy payments by: 8.7% for subsidies received between March 2013 and September 2013; 7.2% for subsidies received between October 2013 and September 2014; 7.3% for subsidies received between October 2014 and September 2015; and 6.8% for subsidies received between October 2015 and September 2016. The Series 2009A Bonds and Series 2009B Bonds are taxable Build America Bonds. All other Tollway bonds are tax-exempt bonds.

**(q) Series 2009A Bonds**

On May 21, 2009, the Tollway issued \$500,000,000 of Toll Highway Senior Priority Revenue Bonds (Taxable 2009 Series A) (Build America Bonds – Direct Payment). The Tollway made an irrevocable election to designate the bonds as Build America Bonds pursuant to the provisions of Section 54AA(g) of the Internal Revenue Code of 1986. The Tollway covenanted to apply Build America Bonds subsidy payments to the payment of debt service. This issuance was the fifth bond sale utilized to finance capital projects in the Congestion-Relief Program. The bonds also financed a deposit to the Debt Reserve Account and costs of issuance. The bonds were sold as two term bonds maturing on January 1, 2024 and January 1, 2034. The bonds maturing January 1, 2024 bear an interest rate of 5.293%, were sold at a price of 100% of the par amount of the bonds, and are subject to optional redemption on or after January 1, 2019 at a redemption price of 100% of the principal amount plus accrued interest. The bonds maturing January 1, 2034 bear an interest rate of 6.184%, were sold at a price of 100% of the par amount of the bonds, and are subject to optional redemption at a redemption price equal to the greater of: (i) 100% of the principal amount of the bonds to be redeemed; and (ii) the sum of the present value of the remaining scheduled payments of principal and interest to the maturity date of the bonds to be redeemed, discounted to the date on which the bonds are to be redeemed on a semi-annual basis at the yield(s) to maturity as of such redemption date of the United States Treasury security(ies) with a constant maturity(ies) most nearly equal to the period from the redemption date to the maturity date(s) of the bonds to be redeemed, plus 30 basis points, plus, in each case, accrued interest. The bonds are subject to sinking fund redemption prior to maturity. The bonds are not insured.

**ILLINOIS STATE TOLL HIGHWAY AUTHORITY**  
(A Component Unit of the State of Illinois)

Notes to the Financial Statements  
December 31, 2015

(r) ***Series 2009B Bonds***

On December 8, 2009, the Tollway issued \$280,000,000 of Toll Highway Senior Priority Revenue Bonds (Taxable 2009 Series B) (Build America Bonds – Direct Payment). The Tollway made an irrevocable election to designate the bonds as Build America Bonds pursuant to the provisions of Section 54AA(g) of the Internal Revenue Code of 1986. The Tollway covenanted to apply Build America Bonds subsidy payments to the payment of debt service. This issuance was the sixth bond sale utilized to finance capital projects in the Congestion-Relief Program. The bonds also financed a deposit to the Debt Reserve Account and costs of issuance. In connection with the issuance of the bonds, the Tollway deposited \$12,000,000 funds on hand into the debt service account to pay the bond interest due on June 1, 2010 and a portion of the bond interest due on December 1, 2010. The bonds mature on December 1, 2034. The bonds bear an interest rate of 5.851% and were sold at a price of 100% of the par amount of the bonds. The bonds are subject to optional redemption at a redemption price equal to the greater of: (i) 100% of the principal amount of the bonds to be redeemed; and (ii) the sum of the present value of the remaining scheduled payments of principal and interest to the maturity date of the bonds to be redeemed, discounted to the date on which the bonds are to be redeemed on a semi-annual basis at the yield to maturity as of such redemption date of the United States Treasury security with a constant maturity most nearly equal to the period from the redemption date to the maturity date of the bonds, plus 25 basis points, plus, in each case, accrued interest. The bonds are not insured.

(s) ***Series 2010A-1 Bonds***

On July 1, 2010, the Tollway issued \$279,300,000 of Toll Highway Senior Refunding Revenue Bonds (2010 Series A-1). The bonds refunded \$287,300,000 of the Tollway's \$383,100,000 then-outstanding 2008 Series A-2 Bonds. The bonds also financed costs of issuance. The bonds were sold as serial bonds maturing on January 1 of each of the years 2018 through 2031 and were sold bearing interest rates ranging from 3.50% to 5.25%. The bonds were sold at yields which produced a net Original Issue Premium of \$9,648,275. The bonds are subject to optional redemption on or after January 1, 2020 at a redemption price of 100% of the principal amount plus accrued interest. In connection with the refunding, the Tollway terminated a variable-to-fixed interest rate exchange (swap) agreement with Depfa Bank plc. The swap agreement was in a notional amount of \$287,325,000 and was terminated in its entirety on June 10, 2010. The Tollway made a termination payment of \$10,331,527 from Tollway funds on hand in connection with the termination of the swap agreement.

(t) ***Series 2013A Bonds***

On May 16, 2013, the Tollway issued \$500,000,000 of Toll Highway Senior Revenue Bonds, 2013 Series A. This issuance was the first bond sale utilized to finance capital projects in the Move Illinois Program. The bonds also financed a deposit to the Debt Reserve Account and costs of issuance. The bonds were sold as serial bonds maturing on January 1 of each of the years 2027 through 2035 and a term bond maturing January 1, 2038. All bonds were sold bearing a 5.0% interest rate. The bonds were sold at yields which produced an Original Issue Premium of \$63,601,290. The bonds are subject to optional redemption on or after January 1, 2023 at a redemption price of 100% of the principal amount plus accrued interest. The term



**ILLINOIS STATE TOLL HIGHWAY AUTHORITY**  
(A Component Unit of the State of Illinois)

Notes to the Financial Statements  
December 31, 2015

bond maturing January 1, 2038 is subject to sinking fund redemption prior to maturity. The bonds are not insured. The final maturity of the bonds is January 1, 2038.

**(u) Series 2013B-1 Bonds**

On August 13, 2013 the Tollway issued \$217,390,000 of Toll Highway Senior Revenue Bonds, 2013 Series B-1 (Refunding). The bonds advance refunded \$228,195,000 of the Tollway's \$770,000,000 then-outstanding 2005A Bonds. The bonds also financed costs of issuance. The bonds were sold as serial bonds maturing on December 1 of each of the years 2016 through 2018. All bonds were sold bearing a 5.0% interest rate. The bonds were sold at yields which produced an Original Issue Premium of \$32,127,075. The bonds are not subject to optional redemption. The bonds are not insured. The final maturity of the bonds is December 1, 2018.

**(v) Series 2014A Bonds**

On February 26, 2014, the Tollway issued \$378,720,000 of Toll Highway Senior Revenue Bonds, 2014 Series A (Refunding). The bonds advance refunded \$436,545,000 of the Tollway's \$770,000,000 then-outstanding 2005A Bonds. The bonds also financed costs of issuance. The bonds were sold as serial bonds maturing on December 1 of each of the years 2019 through 2022. The bonds were sold bearing interest rates ranging from 4.5% - 5.0%. The bonds were sold at yields which produced an Original Issue Premium of \$66,772,076. The bonds are not subject to optional redemption. The bonds are not insured. The final maturity of the bonds is December 1, 2022.

**(w) Series 2014B Bonds**

On June 4, 2014, the Tollway issued \$500,000,000 of Toll Highway Senior Revenue Bonds, 2014 Series B. This issuance was the second bond sale utilized to finance capital projects in the Move Illinois Program. The bonds also financed a deposit to the Debt Reserve Account and costs of issuance. The bonds were sold as serial bonds maturing on January 1 of each of the years 2026 through 2039. All bonds were sold bearing a 5.0% interest rate. The bonds were sold at yields which produced an Original Issue Premium of \$48,929,739. The bonds are subject to optional redemption on or after January 1, 2024 at a redemption price of 100% of the principal amount plus accrued interest. The bonds are not insured. The final maturity of the bonds is January 1, 2039.

**(x) Series 2014C Bonds**

On December 4, 2014, the Tollway issued \$400,000,000 of Toll Highway Senior Revenue Bonds, 2014 Series C. This issuance was the third bond sale utilized to finance capital projects in the Move Illinois Program. The bonds also financed a deposit to the Debt Reserve Account and costs of issuance. The bonds were sold as serial bonds maturing on January 1 of each of the years 2027 through 2039. All bonds were sold bearing a 5.0% interest rate. The bonds were sold at yields which produced an Original Issue Premium of \$53,737,539. The bonds are subject to optional redemption on or after January 1, 2025 at a redemption price of 100% of the principal amount plus accrued interest. The bonds are not insured. The final maturity of the bonds is January 1, 2039.

**ILLINOIS STATE TOLL HIGHWAY AUTHORITY**  
(A Component Unit of the State of Illinois)

Notes to the Financial Statements  
December 31, 2015

(y) **Series 2014D Bonds**

On December 18, 2014, the Tollway issued \$264,555,000 of Toll Highway Senior Revenue Bonds, 2014 Series D (Refunding). The bonds advance refunded \$291,660,000 of the Tollway's 2006A-1 Bonds. The bonds also financed costs of issuance. The bonds were sold as serial bonds maturing on January 1 of each of the years 2018 through 2025. All bonds were sold bearing a 5.0% interest rate. The bonds were sold at yields which produced an Original Issue Premium of \$49,884,988. The bonds are not subject to optional redemption. The bonds are not insured. The final maturity of the bonds is January 1, 2025.

(z) **Series 2015A**

On July 30, 2015, the Tollway issued \$400,000,000 of Toll Highway Senior Revenue Bonds, 2015 Series A. This issuance was the fourth bond sale utilized to finance capital projects in the Move Illinois Program. The bonds also financed a deposit to the Debt Reserve Account and costs of issuance. The bonds were sold as serial bonds maturing on January 1 of each of the years 2027 through 2040. All bonds were sold bearing a 5.0% interest rate. The bonds were sold at yields which produced an Original Issue Premium of \$39,445,649. The bonds are subject to optional redemption on or after July 1, 2025 at a redemption price of 100% of the principal amount plus accrued interest. The bonds are not insured. The final maturity of the bonds is January 1, 2040.

(aa) **Series 2015B**

On December 17, 2015, the Tollway issued \$400,000,000 of Toll Highway Senior Revenue Bonds, 2015 Series B. This issuance was the fifth bond sale utilized to finance capital projects in the Move Illinois Program. The bonds also financed a deposit to the Debt Reserve Account and costs of issuance. The bonds were sold as serial bonds maturing on January 1 of each of the years 2027 through 2040. All bonds were sold bearing a 5.0% interest rate. The bonds were sold at yields which produced an Original Issue Premium of \$47,418,612. The bonds are subject to optional redemption on or after January 1, 2026 at a redemption price of 100% of the principal amount plus accrued interest. The bonds are not insured. The final maturity of the bonds is January 1, 2040.

**ILLINOIS STATE TOLL HIGHWAY AUTHORITY**  
(A Component Unit of the State of Illinois)

Notes to the Financial Statements  
December 31, 2015

***(bb) Defeased Bonds***

On February 7, 2008, the Tollway issued \$766.2 million of Toll Highway Variable Rate Senior Refunding Bonds (2008 Series A-1 and A-2) to advance refund \$708.34 million of the 2006A (\$208.34 million of A-1 and \$500 million of A-2) Senior Priority Revenue Bonds with an interest rate of 5.0%. The net proceeds of \$758.6 million (after payment of \$7.6 million in underwriting, insurance and other issuance costs) plus an additional \$8.8 million of 2006A Trustee-held monies were used to purchase U.S. government securities. Those securities were deposited into an irrevocable trust with an escrow agent to provide for all future interest payments on the refunded portion of 2006A Toll Highway Senior Priority Revenue Bonds to July 1, 2016 and redemption of such refunded bonds on July 1, 2016. As a result, the refunded portion of 2006A Senior Priority Revenue Bonds is considered to be defeased and the liability for those bonds was removed from the Statement of Net Position in 2008.

On December 18, 2014, The Tollway issued \$264.555 million of Toll Highway Senior Revenue Bonds, 2014 Series D (Refunding) to advance refund \$291.660 million of the 2006A-1 Toll Highway Senior Priority Revenue Bonds with an interest rate of 5.0%. The net proceeds of \$313.174 million (including original issue premium of \$49.885 million and after payment of \$1.266 million in underwriting and other issuance costs) plus an additional \$6.076 million of 2006A-1 Trustee-held monies were used to purchase U.S. government securities. Those securities were deposited into an irrevocable trust with an escrow agent to provide for all future interest payments on the refunded portion of 2006A-1 Toll Highway Senior Priority Revenue Bonds to July 1, 2016 and redemption of such refunded bonds on July 1, 2016. As a result, the refunded portion of 2006A-1 Toll Highway Senior Priority Revenue Bonds is considered to be defeased and the liability for those bonds was removed from the Statement of Net Position in 2014.

As of December 31, 2015 the principal amount of Tollway defeased bonds outstanding is \$1,000,000.000.

**ILLINOIS STATE TOLL HIGHWAY AUTHORITY**  
(A Component Unit of the State of Illinois)

Notes to the Financial Statements  
December 31, 2015

*(cc) All Series*

Details of outstanding revenue bonds as of December 31, 2015, are as follows:

Issue of 1998 Series A, 5.50%, due on January 1, 2016	\$	12,200,000
Issue of 1998 Series B, variable rates, due on January 1, 2016-2017		123,100,000
Issue of 2007 Series A-1, variable rates, due on July 1, 2024-2030		350,000,000
Issue of 2007 Series A-2, variable rates, due on July 1, 2024-2030		350,000,000
Issue of 2008 Series A-1, variable rates, due on January 1, 2018-2031		383,100,000
Issue of 2008 Series A-2, variable rates, due on January 1, 2018-2031		95,800,000
Issue of 2008 Series B, 5.50%, due on January 1, 2032-2033		350,000,000
Issue of 2009 Series A, 5.293% to 6.184%, due on January 1, 2019-2024 and 2032-2034		500,000,000
Issue of 2009 Series B, 5.851%, due on December 1, 2034		280,000,000
Issue of 2010 Series A-1, 3.50% to 5.25%, due on January 1, 2018-2031		279,300,000
Issue of 2013 Series A, 5.00%, due on January 1, 2027-2038		500,000,000
Issue of 2013 Series B-1, 5.00%, due on December 1, 2016-2018		217,390,000
Issue of 2014 Series A, 4.50%-5.00%, due on December 1, 2019-2022		378,720,000
Issue of 2014 Series B, 5.00%, due on January 1, 2026-2039		500,000,000
Issue of 2014 Series C, 5.00%, due on January 1, 2027-2039		400,000,000
Issue of 2014 Series D, 5.00%, due on January 1, 2018-2025		264,555,000
Issue of 2015 Series A, 5.00%, due on January 1, 2027-2040		400,000,000
Issue of 2015 Series B, 5.00%, due on January 1, 2027-2040		400,000,000
Totals	\$	5,784,165,000
Less current maturities *		(101,325,000)
Plus unamortized bond premium		365,972,340
Total long-term portion	\$	6,048,812,340

\*Principal amounts either due within one year or for which required third-party liquidity is expiring within one year and was not renewed prior to report issuance. As of December 31, 2015, there was no principal outstanding for which required third-party liquidity was expiring within one year and was not renewed prior to report issuance.

Accrued interest payable for the year ended December 31, 2015, was \$104,893,618.

**ILLINOIS STATE TOLL HIGHWAY AUTHORITY**  
(A Component Unit of the State of Illinois)

Notes to the Financial Statements  
December 31, 2015

The annual requirements to retire the principal and interest amounts for all bonds outstanding at December 31, 2015, are as follows:

<b>Year ended December 31,</b>	<b>Principal</b>	<b>Interest</b>	<b>Total Debt Service</b>
2016	\$ 101,325,000	\$ 272,314,691	\$ 373,639,691
2017	158,060,000	278,304,046	436,364,046
2018	113,160,000	271,897,291	385,057,291
2019	118,780,000	265,977,250	384,757,250
2020	134,840,000	259,775,807	394,615,807
2021	142,230,000	252,887,165	395,117,165
2022	149,090,000	245,771,034	394,861,034
2023	49,485,000	238,261,404	287,746,404
2024	208,595,000	233,124,896	441,719,896
2025	192,945,000	223,466,768	416,411,768
2026	188,650,000	215,715,760	404,365,760
2027	285,870,000	206,561,169	492,431,169
2028	246,930,000	195,771,948	442,701,948
2029	257,250,000	184,951,592	442,201,592
2030	268,295,000	173,679,432	441,974,432
2031	154,730,000	161,924,496	316,654,496
2032	289,005,000	151,516,386	440,521,386
2033	305,220,000	134,972,738	440,192,738
2034	602,205,000	116,867,902	719,072,902
2035	61,400,000	89,340,000	150,740,000
2036	349,125,000	79,076,875	428,201,875
2037	366,575,000	61,184,375	427,759,375
2038	384,900,000	42,397,500	427,297,500
2039	373,700,000	23,432,500	397,132,500
2040	281,800,000	7,045,000	288,845,000
Total	<u>\$ 5,784,165,000</u>	<u>\$ 4,386,218,025</u>	<u>\$ 10,170,383,025</u>

**(dd) Capitalized Interest**

In 2015, the Tollway's total interest expense for revenue bonds equaled \$254.8 million, of which \$40.2 million was capitalized in respect of construction in progress.

**(ee) Trust Indenture Agreement**

On March 31, 1999, the Tollway executed an Amended and Restated Trust Indenture with the Trustee acting as fiduciary for bondholders. The Indenture establishes the conditions under which the Tollway may issue bonds and the security to be pledged to bondholders. The Indenture establishes two funds: (i) a Construction Fund to account for the spending of Tollway

**ILLINOIS STATE TOLL HIGHWAY AUTHORITY**  
(A Component Unit of the State of Illinois)

Notes to the Financial Statements  
December 31, 2015

bond proceeds; and (ii) a Revenue Fund to account for the deposit of Tollway revenues. The Revenue Fund is divided into six different Accounts (some of which are further divided into Sub-Accounts) which establish an order of funding priority through which Tollway revenues flow. Revenues first fund the Operation and Maintenance Account, which is the only Account in the Revenue Fund in which bondholders do not have a security interest. Remaining revenues fund the other Accounts of the Revenue Fund in the following order of priority: the Debt Service Account, the Debt Reserve Account, the Renewal and Replacement Account, the Improvement Account, and the System Reserve Account. (The Indenture also allows for the creation of Junior Lien Bond Accounts; to date the Tollway has never issued Junior Lien Bonds.) All Accounts of the Construction Fund and the Debt Service Account and Debt Reserve Account of the Revenue Fund are held by the Trustee. The Trustee-held funds classified as net position restricted under the Trust Indenture is included in Note 11.

**(ff) Arbitrage Rebate**

In the 1980's, Congress determined that arbitrage rebate rules were needed to curb issuance of investment motivated tax-exempt bonds. These rules were designed to create additional safeguards against issuers obtaining an arbitrage benefit by issuing bonds either prematurely or in excess of actual need in order to benefit from an expected spread between tax-exempt borrowing cost and return on investment of bond proceeds. As a result, under certain conditions gain from arbitrage must be rebated to the United States Government. The Tollway determined that as of December 31, 2015, no arbitrage rebate liability had accrued.

**(9) Derivative Instruments**

The fair value balances and notional amounts of derivative instruments outstanding as of December 31, 2015, classified by type, and the changes in fair value of such derivatives instruments for the year then ended as reported in the 2015 financial statements are as follows (amounts in thousands; debit (credit))

	Changes in fair value		December 31, 2015		Notional Amount
	Classification	Amount	Classification	Amount	
Cash flow hedges:					
Pay fixed, receive variable, interest rate swaps	Deferred outflow	\$ 16,801	Derivative instrument liability	\$ (273,982)	\$ 1,301,975

As a means of lowering its borrowing costs, the Tollway had entered into ten separate variable-to-fixed interest rate exchange agreements (swaps) in connection with its three variable rate bond issues. Per the terms of the swaps, the Tollway pays a fixed rate of interest to the swap provider in exchange for a variable rate of interest expected to match or closely approximate the variable rate of interest owed by the Tollway to bondholders. At the time each of the swaps was entered into by the Tollway, the Tollway's fixed rate obligation in the swap was less than the fixed rate of interest obtainable by the Tollway from issuing fixed rate bonds.

Four of the swaps became effective February 7, 2008, two of which are associated with the 2008 Series A-1 bonds and two of which were associated with the 2008 Series A-2 bonds. One of the swaps associated with the 2008 Series A-2 Bonds was terminated on June 10, 2010 in connection with the Tollway's refunding of a portion of its 2008 Series A-2 Bonds on July 1, 2010. Four of the swaps

**ILLINOIS STATE TOLL HIGHWAY AUTHORITY**  
(A Component Unit of the State of Illinois)

Notes to the Financial Statements  
December 31, 2015

became effective November 1, 2007, two of which are associated with the 2007 Series A-1 bonds and two of which are associated with the 2007 Series A-2 bonds. Two of the swaps became effective December 30, 1998 and are associated with the 1998 Series B bonds.

Details of these derivative instruments outstanding are as follows (amounts in thousands):

Bond Series	Current notional amount	Effective date	Swap Termination Date	Fixed rate paid	Variable rate received	Fair value as of 12/31/15	Counterparty	Estimated counterparty credit ratings
1998B	\$ 67,705	12/30/1998	01/01/2017	4.3250%	Actual bond rate	\$ (1,507)	Goldman Sachs Mitsui Marine Derivative Products, L.P.	Aa2/AA+
1998B	55,395	12/30/1998	01/01/2017	4.3250%	Actual bond rate	(1,233)	JPMorgan Chase Bank, N.A.	Aa2/A+
2007A-1	175,000	11/01/2007	07/01/2030	3.9720%	SIFMA	(41,866)	Citibank N.A.	A1/A
2007A-1	175,000	11/01/2007	07/01/2030	3.9720%	SIFMA	(41,866)	Goldman Sachs Bank USA	A1/A
2007A-2	262,500	11/01/2007	07/01/2030	3.9925%	SIFMA	(63,369)	Bank of America, N.A.	A1/A
2007A-2	87,500	11/01/2007	07/01/2030	3.9925%	SIFMA	(21,123)	Wells Fargo Bank, N.A.	Aa1/AA-
2008A-1	191,550	02/07/2008	01/01/2031	3.7740%	SIFMA	(41,247)	The Bank of New York Mellon, N.A.	Aa1/AA-
2008A-1	191,550	02/07/2008	01/01/2031	3.7740%	SIFMA	(41,247)	Deutsche Bank AG, New York Branch	A3/BBB+
2008A-2	95,775	02/07/2008	01/01/2031	3.7640%	SIFMA	(20,524)	Bank of America, N.A.	A1/A
Totals	<u>\$ 1,301,975</u>					<u>\$ (273,982)</u>		

The swap counterparty ratings included in the chart are from Moody's Investors Service and Standard & Poor's Corporation, respectively.

The notional amounts of the swaps match the outstanding principal amounts of the associated bonds, with the exception that the swap associated with the Tollway's \$95,800,000 outstanding 2008 Series A-2 bonds is in a notional amount of \$95,775,000. The amortizations of the 2008 Series A-2 Bonds and the related swap result in the bond amount outstanding always exceeding the swap notional amount outstanding, with the difference between the two never exceeding \$25,000.

Interest rate swaps are not normally valued through exchange-type markets with easily accessible quotation systems and procedures. The fair market values of the swaps were calculated using the zero coupon method as described in GASB 53.

**ILLINOIS STATE TOLL HIGHWAY AUTHORITY**  
(A Component Unit of the State of Illinois)

Notes to the Financial Statements  
December 31, 2015

***Risks***

**(a) *Credit Risk***

Counterparty credit risk is the risk that a swap is terminated and the counterparty fails to make one or more required payments. The termination payment is a market-based payment approximating the fair value of the swap at the time of termination. The Tollway was not exposed to termination payment credit risk as of December 31, 2015 because the negative fair values of each swap would render no payments owing by the counterparties in the event of a termination. If changes in interest rates were to create positive fair values for the swaps in the future, the Tollway would be exposed to counterparty credit risk in the amount of those positive fair values. The swaps require full collateralization from the counterparty of any positive fair value of the swaps in the event the counterparty's credit rating falls below a Standard & Poor's rating of A- or a Moody's Investors Service rating of A3. The swaps require full collateralization from the counterparty of positive market value of the swaps in the event the counterparty's credit rating falls below a Standard & Poor's rating of AA- or a Moody's Investors Service rating of Aa3 and the amount of the positive market value exceeds certain thresholds as specified in the swap agreements. The swaps require such collateral to be held by a third party custodian in the form of cash, debt obligations issued by the U.S. Treasury or debt issued by federally sponsored agencies. The nine swaps outstanding as of December 31, 2015 are with eight different counterparties from seven different financial firms. The financial firm with the largest notional amount holds 28% of the total notional amount of the outstanding swaps.

**(b) *Basis Risk***

Basis risk is the extent to which the Tollway's variable rate interest payments to bondholders differs from the variable rate payments received from the swap counterparties. The Tollway's variable rate interest payments to bondholders are determined by rates established by remarketing agents on a weekly basis. In the case of the 1998 Series B swaps, the variable rate interest payments received from the swap counterparties are equal to the variable rate interest payments owed to bondholders, which renders this swap to be currently without basis risk. Under certain circumstances as specified in the 1998 Series B swap agreements and upon notice from the swap counterparties, the variable rate payments received from swap counterparties may change from a basis of the actual bond interest rate to the SIFMA 7-day Municipal Swap Index plus eight basis points. During 2015, the average interest rate paid to 1998 Series B bondholders was 0.27%, compared to an average SIFMA 7-day Municipal Swap Index of 0.03%. In the case of the 2007 Series A-1 and Series A-2 swaps, the variable rate payments received from the swap counterparties is equal to the SIFMA 7-day Municipal Swap Index, so basis risk is incurred to the extent the rates set by remarketing agents on the Tollway's 2007 Series A-1 and A-2 bonds exceed the SIFMA 7-day Municipal Swap Index. During 2015, the average interest rate paid to Series 2007A bondholders was 0.03%, compared to an average SIFMA 7-day Municipal Swap Index of 0.03%. In the case of the 2008 Series A-1 and Series A-2 swaps, the variable rate payments received from the swap counterparties are equal to the SIFMA 7-day Municipal Swap Index, so basis risk is incurred to the extent the rates set by remarketing agents on the Tollway's 2008 Series A-1 and A-2 bonds exceed the SIFMA 7-day Municipal Swap Index. During 2015, the average interest rate paid to Series 2008A



**ILLINOIS STATE TOLL HIGHWAY AUTHORITY**  
(A Component Unit of the State of Illinois)

Notes to the Financial Statements  
December 31, 2015

bondholders was 0.05%, compared to an average SIFMA 7-day Municipal Swap Index of 0.03%.

Low interest rates contributed to the negative December 31, 2015 market valuations (fair values) included in the preceding chart for the Tollway's swaps. At the time the swaps were entered into, the synthetic fixed rates achieved by the swaps were less than the fixed rates that could have been achieved by issuing fixed rate bonds.

**(c) Termination Risk**

The Tollway's swap agreements do not contain any out-of-the-ordinary termination provisions that would expose it to significant termination risk. Consistent with agreements of this type, the Tollway and the counterparty each have the ability to terminate a swap agreement if the other party fails to perform under the terms of the agreement. The agreements allow either party to terminate in the event of a significant loss of creditworthiness by the other party. If a swap were to be terminated, the associated variable rate bonds would no longer be hedged and the Tollway would be subject to variable rate risk, unless it entered into a new hedge following termination. If variable rate bonds were to be redeemed early, the net payments owing under the associated swap agreement(s) would continue to accrue, unless and until the associated swap(s) were to be terminated. If a swap were to have a negative market value at time of termination, the Tollway would be liable to the counterparty for a payment approximately equal to the market value of such swap.

**(d) Rollover Risk**

There is no swap rollover risk, given that the swap agreements have final maturities and amortizations that approximately match the final maturities and amortizations of the related bond issues.

**Derivative Instrument Payments and Hedged Debt**

As of December 31, 2015, aggregate projected debt service requirements of the Tollway's hedged debt and net receipts/payments on associated hedging derivative instruments are presented below. The projected amounts assume that the interest rates on variable-rate debt and reference rates on associated hedging derivative instruments as of December 31, 2015 will remain the same for their terms. As these rates vary, interest payments on variable-rate bonds and net receipts/payments on the associated hedging derivative instruments will vary. The hedging derivative instruments column reflects only the net receipts/payments on derivative instruments that qualify for hedge accounting. All of the Tollway's derivative instruments as of December 31, 2015 qualified for hedge accounting.

**ILLINOIS STATE TOLL HIGHWAY AUTHORITY**  
(A Component Unit of the State of Illinois)

Notes to the Financial Statements  
December 31, 2015

Fiscal year ending December 31,	Hedged debt		Hedging derivative instruments – net payments	Total
	Principal	Interest		
2016	\$ 53,900,000	\$ 397,401	\$ 49,780,907	\$ 104,078,308
2017	69,200,000	243,134	47,187,946	116,631,080
2018	2,375,000	155,806	45,739,268	48,270,074
2019	2,500,000	155,358	45,645,618	48,300,976
2020	2,625,000	154,924	45,589,758	48,369,682
2021	2,750,000	154,359	45,401,716	48,306,075
2022	2,812,500	153,889	45,338,603	48,304,992
2023	2,937,500	153,362	45,228,493	48,319,355
2024	53,062,500	150,758	45,158,164	98,371,422
2025	150,062,500	132,224	40,497,247	190,691,971
2026	140,250,000	112,864	35,071,653	175,434,517
2027	202,312,500	89,536	29,224,606	231,626,642
2028	176,750,000	67,361	22,252,992	199,070,353
2029	182,687,500	44,523	15,098,869	197,830,892
2030	188,500,000	20,696	7,778,628	196,299,324
2031	69,250,000	1,059	221,262	69,472,321
	<u>\$ 1,301,975,000</u>	<u>\$ 2,187,254</u>	<u>\$ 565,215,730</u>	<u>\$ 1,869,377,984</u>

**(10) Unearned Revenue**

The Tollway's communications network includes a fiber optic system. Excess capacity on the fiber optic lines is leased to other organizations in order to offset the cost of the system. Since 2000, when the system was initially upgraded, the Tollway has entered into fiber optic system lease agreements with terms of twenty years. The Tollway has collected a cumulative total of \$35,169,677 in upfront payments; the related revenue will be earned over the lease terms.

The total unearned revenue balance for the fiber optic system was \$12,770,565 at December 31, 2015, and the amount earned was \$22,888,237 through December 31, 2015.

The Tollway also invoices annual fiber optic maintenance fees. At December 31, 2015, some of these fees had been paid in advance. These have also been recorded as unearned revenue.

On October 1, 2013, the Tollway entered into a 3-year agreement with Travelers Marketing, LLC, for sponsorship of the Tollway's Highway Emergency Lane Patrol (H.E.L.P.) trucks. In exchange for a sponsorship fee of \$1,802,000, Travelers has the exclusive right to place its branding on Tollway H.E.L.P trucks and H.E.L.P truck operator uniforms. The unearned portion of the sponsorship fee paid by Travelers in 2014 has been recorded as unearned revenue.

**ILLINOIS STATE TOLL HIGHWAY AUTHORITY**  
(A Component Unit of the State of Illinois)

Notes to the Financial Statements  
December 31, 2015

A summary of changes in unearned revenue for the year ended December 31, 2015, is as follows:

	<u>Balance at January 1</u>	<u>Current year activity</u>	<u>Balance at December 31</u>	<u>Current</u>
Unearned revenue:				
Fiber optics	\$ 35,259,186	\$ 399,616	\$ 35,658,802	\$ 2,259,840
Accumulated amortization	(21,120,450)	(1,767,787)	(22,888,237)	(1,770,714)
	<u>14,138,736</u>	<u>(1,368,171)</u>	<u>12,770,565</u>	<u>489,126</u>
Intergovernmental agreements	—	53,304	53,304	53,304
Accumulated amortization	—	—	—	—
	<u>—</u>	<u>53,304</u>	<u>53,304</u>	<u>53,304</u>
H.E.L.P. Truck advertising revenue	1,201,000	601,000	1,802,000	601,000
Accumulated amortization	(725,208)	(601,000)	(1,326,208)	(125,208)
	<u>475,792</u>	<u>—</u>	<u>475,792</u>	<u>475,792</u>
Totals				
Unearned revenue	36,460,186	1,053,920	37,514,106	2,914,144
Accumulated amortization	<u>(21,845,658)</u>	<u>(2,368,787)</u>	<u>(24,214,445)</u>	<u>(1,895,922)</u>
Net deferred revenue	<u>\$ 14,614,528</u>	<u>\$ (1,314,867)</u>	<u>\$ 13,299,661</u>	<u>\$ 1,018,222</u>

**(11) Restricted Net Position**

As of December 31, 2015, the Tollway reported the following restricted net position:

<u>Description</u>	<u>December 31, 2015</u>
Net position restricted under Trust Indenture agreement	\$ 427,583,679
Net position restricted for pension benefit obligation	<u>54,049</u>
Total	<u>\$ 427,637,728</u>

**ILLINOIS STATE TOLL HIGHWAY AUTHORITY**  
(A Component Unit of the State of Illinois)

Notes to the Financial Statements  
December 31, 2015

**(12) Contributions to State Employees' Retirement System**

***Plan Description***

Substantially all of the Tollway's full-time employees, as well as the State Police assigned to the Tollway who are not eligible for any other state-sponsored retirement plan, participate in the State Employees' Retirement System (SERS or System), which is a component unit of the State of Illinois reporting entity. SERS is a single-employer defined benefit public employee retirement system in which state employees participate, except those covered by the State Universities, Teachers, General Assembly and Judges' Retirement Systems. SERS is governed by a 13 member Board of Trustees, consisting of the Illinois Comptroller, six trustees appointed by the Governor with the advice and consent of the Illinois Senate, four trustees elected by SERS members, and two trustees appointed by SERS retirees. SERS issues a separate comprehensive annual financial report (CAFR). The financial position and results of operations for SERS for fiscal year 2015 are also included in the state's Comprehensive Annual Financial Report (CAFR) for the year ended June 30, 2015.

As of June 30, 2015, the breakdown of employees participating or benefitting from the System, as a whole, is as follows:

Active employees	63,273
Retirees and beneficiaries currently receiving benefits	67,954
Inactive employees entitled to but not yet receiving benefits	4,180

A summary of SERS' benefit provisions, changes in benefit provisions, employee eligibility requirements including eligibility for vesting, and the authority under which benefit provisions are established are included as an integral part of the SERS' CAFR. Also included therein is a discussion of employer and employee obligations to contribute and the authority under which those obligations are established.

To obtain a copy of SERS' CAFR, write, call, or email:

State Employees Retirement System  
2101 S. Veterans Parkway  
Springfield, IL. 62794-9255  
(217) 785-2340  
[sers@mail.state.il.us](mailto:sers@mail.state.il.us)

***Benefit Provisions***

SERS provides retirement benefits based on the member's final average compensation and the number of years of credited service that have been established. The retirement benefit formula available to general State employees is 1.67% for each year of covered service and 2.2% for each year of noncovered service. Alternative formula employees have a formula of 2.5% for covered

**ILLINOIS STATE TOLL HIGHWAY AUTHORITY**  
(A Component Unit of the State of Illinois)

Notes to the Financial Statements  
December 31, 2015

service and 3.0% for noncovered service. The maximum retirement annuity payable is 75% of final average compensation as calculated under the regular formula. The minimum monthly retirement annuity payable is \$15.00 for each year of covered employment and \$25.00 for each year of noncovered employment.

Participants in SERS under the regular formula Tier 1 and Tier 2 receive the following levels of benefits based on the respective age and years of service credits.

Regular Formula Tier 1	Regular Formula Tier 2
<p>A member must have a minimum of eight years of service credit and may retire at:</p> <ul style="list-style-type: none"> <li>• Age 60, with 8 years of service credit.</li> <li>• Any age, when the member's age (years &amp; whole months) plus years of service credit (years &amp; whole months) equal 85 years (1,020 months) (Rule of 85) with eight years of credited service.</li> <li>• Between ages 55-60 with 25-30 years of service credit (reduced 1/2 of 1% for each month under age 60).</li> </ul> <p>The retirement benefit is based on final average compensation and credited service. Final average compensation is the 48 highest consecutive months of service within the last 120 months of service.</p> <p>Under the Rule of 85, a member is eligible for the first 3% increase on January 1 following the first full year of retirement, even if the member is not age 60. If the member retires at age 60 or older, he/she will receive a 3% pension increase every year on January 1, following the first full year of retirement.</p> <p>If the member retires before age 60 with a reduced retirement benefit, he/she will receive a 3% pension increase every January 1 after the member turns age 60 and has been retired at least one full year. These pension increases are not limited by the 75% maximum.</p>	<p>A member must have a minimum of 10 years of credited service and may retire at:</p> <ul style="list-style-type: none"> <li>• Age 67, with 10 years of credited service.</li> <li>• Between ages 62-67 with 10 years of credited service (reduced 1/2 of 1% for each month under age 67).</li> </ul> <p>The retirement benefit is based on final average compensation and credited service. For regular formula employees, final average compensation is the average of the 96 highest consecutive months of service within the last 120 months of service. The retirement benefit is calculated on a maximum salary of \$106,800. This amount increases annually by 3% or one-half of the Consumer Price Index, whichever is less.</p> <p>If the member retires at age 67 or older, he/she will receive a pension increase of 3% or one-half of the Consumer Price Index for the preceding calendar year, whichever is less, every year on January 1, following the first full year of retirement. The salary limits for calendar year 2015 and 2014 are \$111,572 and \$110,631, respectively.</p> <p>If the member retires before age 67 with a reduced retirement benefit, he/she will receive a pension increase of 3% or one-half of the Consumer Price Index for the preceding calendar year, whichever is less, every January 1 after the member turns age 67 and has been retired at least one full year. These pension increases are not limited by the 75% maximum</p>

Additionally, the Plan provides an alternative retirement formula for State employees in high-risk jobs, such as State policemen, fire fighters, and security employees. Employees qualifying for benefits under the alternative formula may retire at an earlier age depending on membership in Tier 1 or Tier 2. The retirement formula is 2.5% for each year of covered service and 3.0% for each year of non-covered service. The maximum retirement annuity payable is 80% of final average compensation as calculated under the alternative formula.

**ILLINOIS STATE TOLL HIGHWAY AUTHORITY**  
(A Component Unit of the State of Illinois)

Notes to the Financial Statements  
December 31, 2015

SERS also provides occupational and nonoccupational (including temporary) disability benefits. To be eligible for nonoccupational (including temporary) disability benefits, an employee must have at least eighteen months of credited service to the System. The nonoccupational (including temporary) disability benefit is equal to 50% of the monthly rate of compensation of the employee on the date of removal from the payroll. Occupational disability benefits are provided when the member becomes disabled as a direct result of injuries or diseases arising out of and in the course of State employment. The monthly benefit is equal to 75% of the monthly rate of compensation on the date of removal from the payroll. This benefit amount is reduced by Workers' Compensation or payments under the Occupational Diseases Act.

Occupational and nonoccupational death benefits are also available through the System. Certain nonoccupational death benefits vest after eighteen months of credited service. Occupational death benefits are provided from the date of employment.

***Contributions***

Contribution requirements of active employees and the State are established in accordance with Chapter 40, section 5/14-133 of the Illinois Compiled Statutes. Member contributions are based on fixed percentages of covered payroll ranging between 4.00% and 12.50%. Employee contributions are fully refundable, without interest, upon withdrawal from State employment. Tier 1 members contribute based on total annual compensation. Tier 2 members contribute based on an annual compensation rate not to exceed \$111,572 for 2015 with limitations for future years increased by the lesser of 3% or one-half of the annual percentage increase in the Consumer Price Index.

The State is required to make payment for the required departmental employer contributions, all allowances, annuities, any benefits granted under Chapter 40, Article 5/14 of the ILCS and all administrative expenses of the System to the extent specified in the ILCS. State law provides that the employer contribution rate be determined based upon the results of each annual actuarial valuation.

For fiscal year 2015, the required employer contributions were computed in accordance with the State's funding plan. This funding legislation provides for a systematic 50-year funding plan with an ultimate goal to achieve 90% funding of the plan's liabilities. In addition, the funding plan provided for a 15-year phase-in period to allow the State to adapt to the increased financial commitment. Since the 15-year phase-in period ended June 30, 2010, the State's contribution will remain at a level percentage of payroll, recomputed annually, for the next 35 years until the 90% funded level is achieved. For state fiscal year 2015, the employer contribution rate was 42.339%. For state fiscal year 2016, the employer contribution rate was 45.598%. The Tollway's contribution amount for calendar year 2015 was \$49,766,367.

The Tollway has made all required contributions through December 31, 2015.

***Pension Liability, Deferred Outflows of Resources, Deferred Inflows of Resources, and Expense Related to Pensions***

At December 31, 2015, the Tollway reported a liability of \$735,523,053 for its proportionate share of the State's net pension liability for SERS on the statement of net position. The net pension liability was measured as of June 30, 2015 (current year measurement date), and the total pension liability used to calculate the net pension liability was determined by an actuarial valuation as of that date.

**ILLINOIS STATE TOLL HIGHWAY AUTHORITY**  
(A Component Unit of the State of Illinois)

Notes to the Financial Statements  
December 31, 2015

The Tollway's portion of the net pension liability was based on the Tollway's proportion of employer contributions relative to all employer contributions made to the plan during the year ended June 30, 2015. As of the current year measurement date of June 30, 2015, the Tollway's proportion was 2.6261%, which was a decrease of .0565% from its proportion of 2.6826% measured as of the prior year measurement date of June 30, 2014.

Change in the net pension liability for the year ended December 31, 2015 is as follows:

	<u>Balance</u> <u>January 1</u>	<u>Additions</u>	<u>Deletions</u>	<u>Balance</u> <u>December 31</u>	<u>Amounts due</u> <u>within one year</u>
Net Pension Liability	\$727,079,026	\$8,444,027	\$ -	\$735,523,053	\$ -

For the year ended December 31, 2015, the Tollway recognized pension expense of \$82.3 million. This expense is higher than the actual contributions made by the Tollway, due to the effect of the implementation of GASB Statement No. 68. At December 31, 2015, the Tollway reported deferred outflows and deferred inflows of resources related to pensions from the following sources:

	<u>Deferred</u> <u>Outflows</u> <u>of Resources</u>	<u>Deferred</u> <u>Inflows</u> <u>of Resources</u>
Difference between expected and actual experience	\$ 2,236,992	9,548,938
Changes in assumptions	53,963,335	-
Net difference between projected and actual investment earnings on pension plan investments	-	11,140,147
Changes in proportion and differences between Tollway contributions and proportionate share of contributions	19,477,575	11,265,048
Tollway contributions subsequent to the measurement date	25,839,110	-
Total	<u>\$ 101,517,012</u>	<u>31,954,133</u>

The \$25.8 million reported as deferred outflow of resources related to pensions resulting from Tollway contributions subsequent to the measurement date will be recognized as a reduction of the net pension liability in the year ended December 31, 2016.

Other amounts reported as deferred outflows and deferred inflows of resources related to pensions will be recognized as pension expense as follows:

<b>Year Ending</b>	
12/31/16	\$18,337,384
12/31/17	18,337,384
12/31/18	7,272,496
12/31/19	(223,495)
Total	<u>\$43,723,769</u>

**ILLINOIS STATE TOLL HIGHWAY AUTHORITY**  
(A Component Unit of the State of Illinois)

Notes to the Financial Statements  
December 31, 2015

***Actuarial Methods and Assumptions***

The total pension liability was determined by an actuarial valuation as of June 30, 2015, using the following actuarial assumptions, applied to all periods included in the measurement:

*Mortality:* 105 percent of the RP2014 Healthy Annuitant mortality table, sex distinct, with rates projected to 2015.

*Inflation:* 3.0%

*Investment Rate of Return:* 7.25%, net of pension plan investment expense, including inflation.

*Salary increases:* Salary increase rates based on age related productivity and merit rates plus inflation.

Post-retirement benefit increases of 3.00%, compounded, for Tier 1 and the lessor of 3.00% or one-half of the annual increase in the Consumer Price Index for Tier 2.

*Retirement Age:* Experience-based table of rates specific to the type of eligibility condition. Table was last updated for the June 30, 2014, valuation pursuant to an experience study of the period July 1, 2009 to June 30, 2013.

The long-term expected real rate of return on pension plan investments was determined based on the simulated average 10-year annualized geometric return for each major asset class. These returns are combined to produce the long-term expected rate of return by weighting the expected future real rates of return by the target asset allocation percentage. For each major asset class that is included in the pension plan's target asset allocation, calculated as of the measurement date of June 30, 2015, the best estimates of the geometric real rates of return as summarized in the following table:

Asset Class	Target Allocation	Asset Allocation	
		Long Term Expected	Simulated
		Real Rate of Return	
U.S. equity	30%	5.69%	
Fixed income	20%	1.62%	
Hedge funds	10%	4.00%	
International equity	20%	6.23%	
Real estate	10%	5.50%	
Infrastructure	5%	6.00%	
Private equity	5%	10.10%	
Total	100%	5.03%	

***Discount Rate***

A discount rate of 7.02% was used to measure the total pension liability. This single blended discount rate was based on the expected rate of return on pension plan investments of 7.25% and a municipal bond rate of 3.8%, based on an index of 20 year general obligation bonds with an average AA credit rating as published by the Federal Reserve. The projection of cash flows used to determine this single



**ILLINOIS STATE TOLL HIGHWAY AUTHORITY**  
(A Component Unit of the State of Illinois)

Notes to the Financial Statements  
December 31, 2015

discount rate assumed that plan member contributions will be made at the current contribution rate and that contributions will be made based on the statutorily required rates under Illinois law. Based on these assumptions, the pension plan's fiduciary net position and future contributions will be sufficient to finance the benefit payments through the year 2067. As a result, the long-term expected rate of return on pension plan investments was applied to projected benefit payments through the year 2067, and the municipal bond rate was applied to all benefit payments after that date.

***Sensitivity of the Net Pension Liability to Changes in the Discount Rate***

The net pension liability for the plan was calculated using the stated discount rate, as well as what the net pension liability would be if it were calculated using a discount rate that is 1-percentage point lower or 1-percentage point higher than the current rate as shown below as of June 30, 2015:

	<b>1% Decrease (6.02%)</b>	<b>Current Discount Rate (7.02%)</b>	<b>1% Increase (8.02%)</b>
Tollway's net pension liability	\$ 885,447,656	\$ 735,523,053	\$ 611,074,047

***Payables to the Pension Plan***

At December 31, 2015, the Tollway had no payable to SERS for outstanding contributions to the pension plans.

***Other Post-Employment Benefits (OPEB)***

Under provisions of SERS, the State of Illinois provides certain health, dental, and life insurance benefits to annuitants who are former Tollway employees. Substantially all Tollway employees may become eligible for post-employment benefits if they eventually become annuitants. As of December 31, 2015, 1024 retirees meet the eligibility requirements. Life insurance benefits are limited to \$5,000 per annuitant age 60 or older. For the year ended December 31, 2015, the Tollway contributed \$4,051,407 towards the state's current cost of benefits.

The actuarially determined annual OPEB cost for providing these benefits and the related OPEB obligations are recorded in the financial statements of the state agencies responsible for paying these benefits. Since the end of fiscal year 2013, the Department of Central Management Services (CMS) has administrative responsibilities for the program. CMS uses the services of an administrator, which purchase insurance policies to fund these benefits.

A summary of OPEB benefit provisions, changes in benefit provisions, and the authority under which benefit provisions are established are included as an integral part of the state's CAFR. Also included therein is a discussion of employer and employee obligations to contribute and the authority under which those obligations are established.

**(13) Risk Management**

The Tollway has a self-insured risk program for workers' compensation claims, and is liable to pay all approved claims. Claims liabilities are reported when it is probable that a loss has occurred and the amount of the loss can be reasonably estimated. Claims liabilities include non-incremental claims

**ILLINOIS STATE TOLL HIGHWAY AUTHORITY**  
(A Component Unit of the State of Illinois)

Notes to the Financial Statements  
December 31, 2015

adjustment expenses. The estimated liabilities for asserted workers' compensation claims of \$18,289,098 and both asserted and unasserted employee health claims of \$370,609 as of December 31, 2015, are included in the accompanying financial statements.

**Workers compensation:**

Year	Estimated claims payable January 1	2015 claims	Claims payments	Estimated claims payable December 31	Current Portion
2015	\$ 19,386,483	\$ 6,271,420	\$ 7,368,805	\$ 18,289,098	\$ 7,400,000
2014	18,082,622	8,698,913	7,395,052	19,386,483	7,400,000

**Health Insurance:**

Year	Estimated claims payable January 1	2015 claims	Claims payments	Estimated claims payable December 31	Current Portion
2015	\$ 358,309	\$ 9,547,026	\$ 9,534,726	\$ 370,609	\$ 370,609
2014	294,848	7,046,951	6,983,490	358,309	358,309

Additionally, the Tollway purchases commercial insurance policies for general liability insurance and vehicle liability insurance which have a level of retention of \$ 500,000 per occurrence for general liability and \$250,000 per occurrence for vehicle insurance. Property insurance coverage for damages to capital assets other than vehicles includes retention of \$1,000,000 per occurrence. The Tollway has not had significant reductions in insurance coverage during the current or prior year nor did settlements exceed insurance coverage in any of the last three years.

**(14) Compensated Absences**

The liability reported in the Statement of Net Position represents the vacation and 50% of unused sick time for the period beginning January 1, 1984, and ending December 31, 1997, accrued by the employees, and is payable upon termination or death of the employee. The payment provided shall not be allowed if the purpose of the separation from employment and any subsequent re-employment is for the purpose of obtaining such payment. The Tollway's liability for unused annual vacation leave and sick leave as defined above is recorded in the accompanying financial statements at the employee's pay rate.

Amounts accrued as compensated absences payable at December 31, 2015 are as follows:

	Balance at January 1	Accrued	Used	Balance at December 31	Due within one year
2015	\$ 10,049,082	\$ 5,709,538	\$ 6,199,267	\$ 9,559,353	\$ 6,100,000

**ILLINOIS STATE TOLL HIGHWAY AUTHORITY**  
(A Component Unit of the State of Illinois)

Notes to the Financial Statements  
December 31, 2015

**(15) Pledges of Future Revenues**

All revenue bonds issued under the Tollway's Trust Indenture are secured by a pledge of and lien on Tollway revenues and certain other funds (excluding amounts reserved for the payment of maintenance and operating expenses) as provided in the Trust Indenture.

<u>Bond issue</u>	<u>Purpose</u>	<u>December 31, 2015</u>	
		<u>Future pledged revenues</u>	<u>Term of commitment</u>
1998 Series A Priority Refunding Revenue Bonds (Fixed Rate)	Refund Outstanding Bonds	\$ 12,535,500	2016
1998 Series B Priority Refunding Revenue Bonds (Variable Rate)	Refund Outstanding Bonds	128,754,938	2017
2007 Series A-1 & A-2 Variable Rate Senior Priority Revenue Bonds	Fund Congestion Relief Program	1,049,452,036	2030
2008 Series A-1 & A-2 Variable Rate Senior Refunding Revenue Bonds	Refund Outstanding Bonds	691,195,178	2031
2008 Series B Senior Priority Revenue Bonds	Fund Congestion Relief Program	677,507,675	2033
2009 Series A Senior Priority Revenue Bonds (Build America Bonds – Direct Payment)	Fund Congestion Relief Program	975,313,910	2034
2009 Series B Senior Priority Revenue Bonds (Build America Bonds – Direct Payment)	Fund Congestion Relief Program	591,273,200	2034
2010 Series A-1 Senior Priority Refunding Revenue Bonds	Refund Outstanding Bonds	449,729,047	2031
2013 Series A Senior Revenue Bonds	Fund Move Illinios Program	995,499,750	2038
2013 Series B-1 Senior Revenue Bonds	Refund Outstanding Bonds	242,033,000	2018
2014 Series A (Refunding) Senior Revenue Bonds	Refund Outstanding Bonds	483,967,500	2022
2014 Series B Senior Revenue Bonds	Fund Move Illinois Program	1,018,625,000	2039
2014 Series C Senior Revenue Bonds	Fund Move Illinois Program	811,400,000	2039
2014 Series D (Refunding) Bonds	Refund Outstanding Bonds	358,964,625	2025
2015 Series A Senior Revenue Bonds	Fund Move Illinois program	845,871,389	2040
2015 Series B Senior Revenue Bonds	Fund Move Illinois Program	838,260,278	2040
		<u>\$ 10,170,383,026</u>	

**ILLINOIS STATE TOLL HIGHWAY AUTHORITY**  
(A Component Unit of the State of Illinois)

Notes to the Financial Statements  
December 31, 2015

Proceeds from the bonds identified above provided financing or refinancing for the construction and/or improvement of the various toll highway systems in Illinois. Annual principal and interest payments on the bonds are expected to require approximately 32 percent of the currently projected pledged net revenue (incorporating approved, as of December 31, 2015, future toll rate increases for commercial vehicles). The total principal and interest remaining to be paid on the bonds is \$ 10.2 billion. Principal and interest paid in the current year and total pledged net revenues were \$358.8 million and \$922.0 million, respectively. Annual principal and interest payments for synthetic fixed rate bonds (1998 Series B, 2007 Series A and 2008 Series A) are estimated based on rates applicable on December 31, 2015.

**(16) Commitments**

At December 31, 2015, the remaining obligations against current contracts open for capital programs for CRP and Move Illinois totaled \$1.3 billion. The Tollway plans to fund remaining payments under these contracts through revenues, accumulated cash and bond issue proceeds.

**(17) Pending Litigation**

There are lawsuits pending against the Tollway claiming, among other things, damages for wrongful discharge and personal injury. The Tollway's exposure is generally limited to the self-insured retention of \$500,000 per general liability incident. Also pending are various Workers' Compensation claims and numerous Administrative Review actions in which individual parties are challenging the results of toll violation enforcement proceedings against them.

Management, after taking into consideration legal counsel's evaluation of such actions, is of the opinion that the outcome of these matters will have no material adverse effect on the financial position of the Tollway.

**(18) Contingent Liabilities**

A contingent liability is defined as a liability that is not sufficiently predictable to permit recording in the accounts but in which there is a reasonable possibility of an outcome which might affect financial position or results of operations. It is the opinion of management that the Tollway has no contingent liabilities as of December 31, 2015.

**(19) New Governmental Accounting Standards**

The Governmental Accounting Standards Board (GASB) has issued the following statements:

Statement No. 68 – *Accounting and Financial Reporting for Pensions, an amendment of GASB Statement No. 27*– Effective for the year ending December 31, 2015, the Tollway adopted GASB 68 which establishes standards for measuring and recognizing liabilities, deferred outflows of resources, deferred inflows of resources, expenses and expenditures. The implementation of this standard significantly impacted the Tollway's financial statements and footnote disclosures with the recognition of a portion of the net pension liability of SERS, deferred outflows of resources and deferred inflows of resources on the Statement of Net Position and pension expense in the Statement of Revenues, Expenses and Changes in Net Position. Additionally, the requirements of this statement resulted in the restatement of beginning net position, as detailed in Note 1(u). Information regarding the State Employees' Retirement System can be found in Note 12.

Statement No. 69 – *Government Combinations and Disposals of Government Operations* –Effective for the year ending December 31, 2015, the Tollway adopted this statement, which establishes standards relating to government combinations and disposals of government operations. No combinations or

**ILLINOIS STATE TOLL HIGHWAY AUTHORITY**  
(A Component Unit of the State of Illinois)

Notes to the Financial Statements  
December 31, 2015

disposals have occurred during the current year. Therefore, the adoption of this standard had no impact on the Tollway's net position or results of operations.

Statement No. 71 – *Pension Transition for Contributions Made Subsequent to the Measurement Date – an amendment of GASB Statement No. 68*, which addresses an issue regarding the application of the transition provisions of Statement No. 68. The statement clarifies the accounting for contributions to a defined benefit pension plan after the measurement date of a government's beginning net pension liability. The provisions of this statement were incorporated with the implementation of GASB Statement No. 68.

Statement No. 72 – *Fair Value Measurement and Application* - This Statement provides guidance for determining a fair value measurement for financial reporting purposes. This Statement also provides guidance for applying fair value to certain investments and disclosures related to all fair value measurements. This statement is effective for fiscal years beginning after June 15, 2015. Management does not anticipate that this statement will impact its financial statements.

Statement No. 73 – *Pensions Not Administered through Trusts* - This Statement establishes requirements for defined benefit pensions that are not within the scope of Statement No. 68, *Accounting and Financial Reporting for Pensions*. This statement does not apply to the Tollway.

Statement No. 74 – *Financial Reporting for Postemployment Benefit Plans other than Pension Plans* – This statement establishes standards for the financial reports of defined benefit OPEB plans administered through trusts that meet specific criteria. The standard requires plans to present a statement of fiduciary net position, as well as a statement of changes in net position. The standard also requires more extensive note disclosures and required supplementary information related to significant assumptions and other inputs used in the measurements of OPEB liabilities. Management has not yet determined the impact of this statement on its financial statements.

Statement No. 75 – *Accounting and Financial Reporting for Postemployment Benefits Other Than Pension Plans*- This statement requires the Tollway to report a liability on the face of the financial statements for the OPEB it provides and identifies the methods and assumptions that are required to be used to project benefit payments, discounted benefit payments to their actuarial present value and attribute that present value to periods of employee service. This statement established standards for measuring and recognizing liabilities, deferred outflows of resources, deferred inflows of resources, expenses, and expenditures and identifies the note disclosure and RSI reporting requirements. Management has not yet determined the impact of this statement on its financial statements.

Statement No. 76 – *The Hierarchy of GAAP for State and Local Governments* - The “GAAP hierarchy” consists of the sources of accounting principles used to prepare financial statements of state and local governmental entities in conformity with GAAP and the framework for selecting those principles. This Statement reduces the GAAP hierarchy to two categories of authoritative GAAP and addresses the use of authoritative and non-authoritative literature in the event that the accounting treatment for a transaction or other event is not specified within a source of authoritative GAAP. Management does not believe the adoption of this standard will have a material impact on its financial statements.

Statement No. 77 – *Tax Abatement Disclosures* – This statement requires governments that enter into tax abatement agreements to disclose specific information about the nature and magnitude of tax abatements to make these transactions more transparent to financial statement users. The Tollway does not enter into tax abatement agreements; thus, this statement has no impact on the Tollway's financial statements.

**ILLINOIS STATE TOLL HIGHWAY AUTHORITY**  
(A Component Unit of the State of Illinois)

Notes to the Financial Statements  
December 31, 2015

**(20) Related Parties**

The Tollway has entered into various intergovernmental agreements with the State of Illinois, through the Illinois Department of Transportation (IDOT). Intergovernmental receivables of approximately \$168.8 million are recorded at December 31, 2015, representing construction projects performed by the Tollway that pertain to the infrastructure owned by IDOT. Accrued liabilities totaling approximately \$79.2 million are recorded for amounts owed to IDOT for construction projects IDOT has performed for infrastructure assets owned by the Tollway.

**(21) Subsequent Events**

Effective January 1, 2016, a toll rate increase for commercial vehicles took effect. The rate increase was approved by the Tollway Board of Directors in 2008 and affirmed in 2011.

On January 14, 2016 the Tollway issued \$333,060,000 of Toll Highway Senior Revenue Bonds, 2016 Series A. The 2016 Series A bonds were issued to provide funds that were used to advance refund all \$350,000,000 of the Toll Highway Senior Priority Revenue Bonds, 2008 Series B. The purpose of the refunding was to produce debt service savings for the Tollway.

On February 1, 2016, Bank of America, N.A., at the request of the Tollway, extended the 2008A-1b Liquidity Facility supporting the \$191,600,000 Series 2008A-1b Bonds from February 5, 2016 to February 3, 2017.

On February 1, 2016, the Tollway, the Trustee, and JPMorgan Chase Bank, N.A. executed an amendment extending the 2008A-1a Liquidity Facility supporting the \$191,500,000 Series 2008A-1a Bonds from February 5, 2016 to February 3, 2017.

On February 1, 2016, the Tollway, the Trustee, and JPMorgan Chase Bank, N.A. executed an amendment extending the 2008A-2 Liquidity Facility supporting the \$95,800,000 Series 2008A-2 Bonds from February 5, 2016 to February 3, 2017.

On February 26, 2016, Mizuho Bank, Ltd., at the request of the Tollway, extended the 2007A-1b Credit Facility supporting the \$175,000,000 Series 2007A-1b Bonds from March 18, 2016 to March 16, 2017.

On April 28, 2016 the Tollway redeemed, from funds on hand, all outstanding \$69,200,000 of Toll Highway Refunding Revenue Bonds, 1998 Series B. In connection with such redemption, on April 13, 2016 the Tollway terminated the two swap agreements associated with the 1998 Series B Bonds, one with JPMorgan Chase Bank, N.A. in a notional amount of \$31,140,000 and one with Goldman Sachs Mitsui Marine Derivative Products, L.P. in a notional amount of \$38,060,000. The purpose of the redemption was to produce savings and to reduce risks associated with third-party agreements related to the 1998 Series B bonds.

On May 18, 2016 the Tollway sold \$299,995,000 of Toll Highway Senior Revenue Bonds, 2016 Series B. The 2016 Series B bonds were issued to finance costs of the Move Illinois Program, a deposit to the Debt Reserve Account and costs of issuance.

On May 23, 2016, Moody's Investors Service downgraded the senior unsecured debt rating of Deutsche Bank AG from "Baa1" to "Baa2". Deutsche Bank AG is counterparty to the Tollway on a \$191,550,000 notional amount variable-to-fixed interest rate exchange agreement associated with the Tollway's Series 2008A-1 Bonds.

**REQUIRED SUPPLEMENTARY INFORMATION**

**ILLINOIS STATE TOLL HIGHWAY AUTHORITY**  
(A Component Unit of the State of Illinois)

Illinois State Employees' Retirement System  
Schedule of Changes in Net Pension Liability and Related Ratios  
Single-Employer Plan (Unaudited)  
Year ended December 31, 2015

<b>Total pension liability</b>	
Service cost	\$ 847,997,030
Interest on pension liability	2,912,736,360
Differences between expected and actual experience	(464,942,210)
Assumption changes	360,713,498
Benefit payments, including refunds	(2,057,987,410)
Administrative expenses	(16,547,823)
Net change in total pension liability	<u>1,581,969,445</u>
Total pension liability - June 30, 2014	<u>41,685,086,183</u>
Total pension liability - June 30, 2015 (a)	<u>\$ 43,267,055,628</u>
<b>Plan fiduciary net position</b>	
Contributions-employer	\$ 1,804,319,356
Contributions- participants	266,139,156
Net investment income	681,377,052
Benefit payments and refunds	(2,057,987,410)
Administrative expense	(16,547,823)
Net change in plan fiduciary position	<u>677,300,331</u>
Plan fiduciary net position - June 30, 2014	<u>14,581,566,241</u>
Plan fiduciary net position - June 30, 2015 (b)	<u>\$ 15,258,866,572</u>
State's net pension liability for SERS (a) - (b)	<u>\$ 28,008,189,056</u> *
Plan fiduciary net position as a percentage of the total pension liability	35.27%
Covered-employee payroll	\$ 4,453,683,664
State's net pension liability as a percentage of covered payroll	628.88%

**Notes to schedule:****Total pension liability - June 30, 2014**

Discount rate	7.09%
Investment rate of return	7.25%
Long-term municipal bond rate	4.29%

**Total pension liability - June 30, 2015**

Discount rate	7.02%
Investment rate of return	7.25%
Long-term municipal bond rate	3.80%

\* The Illinois Tollway's allocated share of the state's net pension liability is 2.6261% of the total resulting in a liability of \$735,523,053.

See accompanying independent auditors' report.



**ILLINOIS STATE TOLL HIGHWAY AUTHORITY**  
 (A Component Unit of the State of Illinois)  
 Schedule of Contributions to SERS Pension Plan (Unaudited)  
 Year ended December 31, 2015

<b>Year Ended</b>	<b>Actuarially Determined Contribution</b>	<b>Actual Contribution*</b>	<b>Contribution Deficiency (Excess)</b>	<b>Covered Payroll</b>	<b>Actual Contribution as a % of Covered Payroll</b>
6/30/14 \$	52,494,228 \$	44,751,713 \$	7,742,515 \$	110,979,470	40.32%
6/30/15	53,713,047	48,299,509	5,413,538	112,947,877	42.76%

Note: The amounts presented represent amounts reported in SERS financial statements for fiscal years 2015 and 2014. GASB 68 requires disclosure of this information over a 10 year period. However, since GASB 68 was just implemented in 2015, applicable information is only available for the two years presented.

Actuarially determined contributions are calculated as of June 30th, which is 6 months prior to the beginning of the fiscal year in which the contributions will be made.

\*Actual contributions were equal to the statutorially required contribution.

See accompanying independent auditors' report.

**SUPPLEMENTARY INFORMATION**

## ILLINOIS STATE TOLL HIGHWAY AUTHORITY

(A Component Unit of the State of Illinois)

Schedule of Changes in Fund Balance – by Fund

Trust Indenture Basis of Accounting (Non GAAP)

Year ended December 31, 2015

	<u>Revenue fund</u>	<u>Construction fund</u>	<u>Total</u>
Increases:			
Toll revenue	\$ 1,146,629,436	\$ —	\$ 1,146,629,436
Toll evasion recovery	64,323,149	—	64,323,149
Concessions	2,117,517	—	2,117,517
Interest	1,846,445	12,869	1,859,314
Miscellaneous	5,546,834	—	5,546,834
Total increases	<u>1,220,463,381</u>	<u>12,869</u>	<u>1,220,476,250</u>
Decreases:			
Engineering and maintenance of roadway and structures	55,476,770	—	55,476,770
Services and toll collection	101,415,350	—	101,415,350
Traffic control, safety patrol, and radio communications	24,958,011	—	24,958,011
Procurement, IT, finance and administration	23,850,677	—	23,850,677
Insurance and employee benefits	92,778,364	—	92,778,364
Construction	1,513,515,226	—	1,513,515,226
Construction expense reimbursed by bond proceeds	(895,315,685)	895,315,685	—
Bond principal payments	134,605,000	—	134,605,000
Net funds applied to refunding	—	—	—
Build America bond subsidy	(15,098,919)	—	(15,098,919)
Bond interest and other financing costs	261,914,644	—	261,914,644
Total decreases	<u>1,298,099,438</u>	<u>895,315,685</u>	<u>2,193,415,123</u>
Net increases (decreases)	(77,636,057)	(895,302,816)	(972,938,873)
Bond proceeds	47,106,497	839,757,763	886,864,260
Bond issuance costs	—	(3,598,084)	(3,598,084)
	<u>47,106,497</u>	<u>836,159,679</u>	<u>883,266,176</u>
Change in fund balance	(30,529,560)	(59,143,137)	(89,672,697)
Fund balance, January 1	<u>1,055,964,222</u>	<u>481,145,326</u>	<u>1,537,109,548</u>
Fund balance, December 31	<u>\$ 1,025,434,662</u>	<u>\$ 422,002,189</u>	<u>\$ 1,447,436,851</u>

Statement of Net Position is presented on the full accrual basis in the basic financial statements

See accompanying independent auditors' report.

## ILLINOIS STATE TOLL HIGHWAY AUTHORITY

(A Component Unit of the State of Illinois)

Schedule of Changes in Fund Balance – by Fund

Trust Indenture Basis of Accounting (Non GAAP)

Year ended December 31, 2014

	<u>Revenue fund</u>	<u>Construction fund</u>	<u>Total</u>
Increases:			
Toll revenue	\$ 968,971,925	\$ —	\$ 968,971,925
Toll evasion recovery	53,769,282	—	53,769,282
Concessions	2,096,881	—	2,096,881
Interest	1,041,296	16,641	1,057,937
Miscellaneous	10,276,277	—	10,276,277
Total increases	<u>1,036,155,661</u>	<u>16,641</u>	<u>1,036,172,302</u>
Decreases:			
Engineering and maintenance of roadway and structures	47,614,405	—	47,614,405
Services and toll collection	107,326,071	—	107,326,071
Traffic control, safety patrol, and radio communications	27,606,025	—	27,606,025
Procurement, IT, finance and administration	24,191,911	—	24,191,911
Insurance and employee benefits	91,082,480	—	91,082,480
Construction	1,119,325,729	—	1,119,325,729
Construction expense reimbursed by bond proceeds	(729,238,326)	729,238,326	—
Bond principal payments	92,855,000	—	92,855,000
Gain/loss on defeased bonds	20,623,449	—	20,623,449
Build America bond subsidy	(15,066,431)	—	(15,066,431)
Bond interest and other financing costs	235,078,682	—	235,078,682
Total decreases	<u>1,021,398,996</u>	<u>729,238,326</u>	<u>1,750,637,321</u>
Net increases (decreases)	14,756,665	(729,221,685)	(714,465,019)
Bond proceeds	58,614,967	944,052,311	1,002,667,278
Bond issuance costs	2,201,421	(3,898,101)	(1,696,680)
Change in fund balance	75,573,053	210,932,526	286,505,579
Fund balance, January 1	<u>980,391,169</u>	<u>270,212,800</u>	<u>1,250,603,969</u>
Fund balance, December 31	<u>\$ 1,055,964,222</u>	<u>\$ 481,145,326</u>	<u>\$ 1,537,109,548</u>

Statement of Net Position is presented on the full accrual basis in the basic financial statements

See accompanying independent auditors' report.

**ILLINOIS STATE TOLL HIGHWAY AUTHORITY**  
 (A Component Unit of the State of Illinois)  
 Schedule of Changes in Fund Balance – Revenue Fund – by Account  
 Trust Indenture Basis of Accounting (Non GAAP)  
 Year ended December 31, 2015

	Revenue fund and accounts							Total
	Revenue account	Maintenance and operations		Debt service	Debt service reserve	Renewal and replacement	Improvement	
		Operating sub account	Operating reserve sub account					
Increases:								
Toll revenue	\$ 1,146,629,436	\$ —	\$ —	\$ —	\$ —	\$ —	\$ —	\$ 1,146,629,436
Toll evasion recovery	64,323,149	—	—	—	—	—	—	64,323,149
Concessions	2,117,517	—	—	—	—	—	—	2,117,517
Interest	109,603	—	—	13,072	1,137,424	311,545	274,801	1,846,445
Miscellaneous	5,546,834	—	—	—	—	—	—	5,546,834
Intrafund transfers	(1,208,304,419)	309,444,200	—	353,021,688	—	240,000,000	305,838,531	—
Total increases	10,422,120	309,444,200	—	353,034,760	1,137,424	240,311,545	306,113,332	1,220,463,381
Decreases:								
Engineering and maintenance of roadway and structures	—	55,476,770	—	—	—	—	—	55,476,770
Services and toll collection	—	101,415,350	—	—	—	—	—	101,415,350
Traffic control, safety patrol, and radio communications	—	24,958,011	—	—	—	—	—	24,958,011
Procurement, IT, finance and administration	—	23,850,677	—	—	—	—	—	23,850,677
Insurance and employee benefits	—	92,778,364	—	—	—	—	—	92,778,364
Construction expenses	—	—	—	—	—	297,343,385	1,216,171,841	1,513,515,226
Construction expenses reimbursed by bond proceeds	—	—	—	—	—	—	(895,315,685)	(895,315,685)
Bond principal payments	—	—	—	134,605,000	—	—	—	134,605,000
Gain/loss on defeased bonds	—	—	—	—	—	—	—	—
Build America bond subsidy	—	—	—	(15,098,919)	—	—	—	(15,098,919)
Interest and other financing costs	—	—	—	261,707,747	206,897	—	—	261,914,644
Total decreases	—	298,479,172	—	381,213,828	206,897	297,343,385	320,856,156	1,298,099,438
Net increase (decrease)	10,422,120	10,965,028	—	(28,179,068)	930,527	(57,031,840)	(14,742,824)	(77,636,057)
Bond proceeds	—	—	—	—	47,106,497	—	—	47,106,497
Interfund transfer -to meet DSR Requirements	—	—	—	(128,828)	128,828	—	—	—
Change in fund balance	10,422,120	10,965,028	—	(28,307,896)	48,165,852	(57,031,840)	(14,742,824)	(30,529,560)
Fund balance, January 1	7,717,882	1,166,016	27,400,000	117,072,800	304,420,279	336,799,561	261,387,684	1,055,964,222
Fund balance, December 31	\$ 18,140,002	\$ 12,131,044	\$ 27,400,000	\$ 88,764,904	\$ 352,586,131	\$ 279,767,721	\$ 246,644,860	\$ 1,025,434,662

Note: Total may not foot due to rounding.  
 See accompanying independent auditors' report.

**ILLINOIS STATE TOLL HIGHWAY AUTHORITY**  
(A Component Unit of the State of Illinois)  
Schedule of Changes in Fund Balance – Revenue Fund – by Account  
Trust Indenture Basis of Accounting (Non GAAP)  
Year ended December 31, 2014

	<b>Revenue fund and accounts</b>							<b>Total</b>
	<b>Revenue account</b>	<b>Maintenance and operations</b>		<b>Debt service</b>	<b>Debt service reserve</b>	<b>Renewal and replacement</b>	<b>Improvement</b>	
		<b>Operating sub account</b>	<b>Operating reserve sub account</b>					
Increases:								
Toll revenue	\$ 968,971,925	\$ —	\$ —	\$ —	\$ —	\$ —	\$ —	\$ 968,971,925
Toll evasion recovery	53,769,282	—	—	—	—	—	—	53,769,282
Concessions	2,096,881	—	—	—	—	—	—	2,096,881
Interest	30,958	—	—	27,128	613,642	208,079	161,489	1,041,296
Miscellaneous	10,276,277	—	—	—	—	—	—	10,276,277
Intrafund transfers	(1,040,170,080)	293,081,349	—	313,319,980	—	200,000,000	233,768,749	—
Total increases	(5,024,757)	293,081,349	—	313,347,108	613,642	200,208,079	233,930,238	1,036,155,661
Decreases:								
Engineering and maintenance of roadway and structures	—	47,614,405	—	—	—	—	—	47,614,405
Services and toll collection	—	107,326,071	—	—	—	—	—	107,326,071
Traffic control, safety patrol, and radio communications	—	27,606,025	—	—	—	—	—	27,606,025
Procurement, IT, finance and administration	—	24,191,911	—	—	—	—	—	24,191,911
Insurance and employee benefits	—	91,082,480	—	—	—	—	—	91,082,480
Construction expenses	—	—	—	—	—	202,719,997	916,605,732	1,119,325,729
Construction expenses reimbursed by bond proceeds	—	—	—	—	—	—	(729,238,326)	(729,238,326)
Bond principal payments	—	—	—	92,855,000	—	—	—	92,855,000
Net funds applied to refunding	—	—	—	20,451,642	171,807	—	—	20,623,449
Build America bond subsidy	—	—	—	(15,066,431)	—	—	—	(15,066,431)
Interest and other financing costs	—	—	—	234,871,785	206,897	—	—	235,078,682
Total decreases	—	297,820,892	—	333,111,996	378,704	202,719,997	187,367,406	1,021,398,996
Net increase (decrease)	(5,024,757)	(4,739,543)	—	(19,764,888)	234,938	(2,511,918)	46,562,832	14,756,665
Bond proceeds	—	—	—	—	58,614,967	—	—	58,614,967
Prior Period Adju-Series 2013 A Issuance Cost	—	—	—	2,201,421	—	—	-	2,201,421
Change in fund balance	(5,024,757)	(4,739,543)	—	(17,563,466)	58,849,904	(2,511,917)	46,562,832	75,573,053
Fund balance, January 1	12,742,639	5,905,559	27,400,000	134,636,266	245,570,375	339,311,478	214,824,852	980,391,169
Fund balance, December 31	\$ 7,717,882	\$ 1,166,016	\$ 27,400,000	\$ 117,072,800	\$ 304,420,279	\$ 336,799,561	\$ 261,387,684	\$ 1,055,964,222

Note: Total may not foot due to rounding.  
See accompanying independent auditors' report.

**ILLINOIS STATE TOLL HIGHWAY AUTHORITY**  
(A Component Unit of the State of Illinois)

Notes to the Trust Indenture Basis Schedules

December 31, 2015

**(1) Summary of Significant Accounting Policies**

The 1999 Amended and Restated Trust Indenture (the Trust Indenture) requires the Tollway to provide separate funds for construction (Construction Fund) and for operations (Revenue Fund), which funds are not appropriated by the Illinois General Assembly. The Trust Indenture permits the Tollway to create additional accounts for the purpose of more precise accounting. The Illinois State Treasurer holds monies for the Tollway as ex-officio custodian and has recorded these monies in a custodian account. This account is part of the Maintenance and Operation Account within the Revenue Fund.

Prior to fiscal year 2005, the Tollway issued separate financial statements, prepared on the basis of accounting described below, in order to demonstrate compliance with the requirements of the Trust Indenture (Trust Indenture Statements). Beginning in 2005, the Tollway has included schedules, prepared on the basis of accounting described below, in the supplementary information section of this report. The Tollway believes that these schedules, along with the GAAP basis financial statements contained in this report, are sufficient to demonstrate compliance with the requirements of the Trust Indenture. As a result, separate Trust Indenture Statements are no longer prepared. Certain items in the presentation of the Trust Indenture information contained herein vary from the presentation previously used in the Trust Indenture Statements. In addition, the schedules contained in this section of the report present only the Revenue Fund and the Construction Fund. Previously, the Trust Indenture Statements included "Infrastructure and Long-term Debt of Accounts," which was optional reporting allowed under the Trust Indenture.

**(a) Basis of Accounting**

Under the provisions of the Trust Indenture, the basis of accounting followed for the Construction Fund and the Revenue Fund within the Schedule of Changes in Fund Balance by Fund, differs in certain respects from accounting principles generally accepted in the United States of America.

The major differences are as follows:

1. Capital construction and asset acquisitions are charged against fund balance as incurred. In addition, there is no provision for depreciation.
2. Monies received from sale of assets are recorded as revenue when the cash is received.
3. Monies received for long term fiber optic leases are recorded as revenue when received.
4. Principal retirements on revenue bonds are expensed when paid. The results of defeasement are accounted for as revenue or expense at the time of the transaction.
5. Bond proceeds (including premiums) are recorded as income in the year received. Amounts received from refunding issuances, if any, are recorded net of transfers to the escrow agent.
6. Unrealized gains and losses on Debt Reserve invested funds are netted against interest and other financing costs.

**ILLINOIS STATE TOLL HIGHWAY AUTHORITY**  
(A Component Unit of the State of Illinois)

Notes to the Trust Indenture Basis Schedules

December 31, 2015

7. Capital lease obligations are not recorded. Payments under capital leases are expensed in the period payments are made.
8. Interest related to construction in progress is not capitalized.
9. Recoveries of expenses are classified as decreases in operating expenses for trust indenture and as miscellaneous operating revenue for GAAP.
10. In trust indenture, transponder purchases and other miscellaneous expenses are reflected in the Renewal and Replacement fund as capital expense. For GAAP the expenses are reflected as an operating expense.
11. Construction expenses incurred under intergovernmental agreements are decreased by payments received under these intergovernmental agreements.
12. Prepaid expenses are recorded only if refundable for trust indenture.
13. The provisions of GASB 68 regarding net pension liability and deferred outflows and inflows of resources are not reflected in the trust indenture statements.

Therefore, the accompanying Schedules of Changes in Fund Balance by Fund, which are prepared in accordance with the aforementioned accounting principles, are not intended to, and do not, present the financial position or the results of operations in accordance with accounting principles generally accepted in the United States of America.

A description of the individual accounts within the Revenue Fund and Construction Fund, as well as the required distribution of revenues collected, is as follows:

**(b) *The Revenue Fund***

All revenues received by the Tollway other than investment income shall be delivered by the Tollway to the Treasurer, for deposit in the Revenue Fund. On or before the 20<sup>th</sup> day of each month the Treasurer shall, at the direction of the Tollway, transfer or apply the balance as of such date of transfer in the Revenue Fund not previously transferred or applied in the following order of priority:

- A. To the Operating Sub-Account, operating expenses set forth in the annual budget for the fiscal year in an amount equal to one-twelfth of the total approved budget, less all other amounts previously transferred by the Treasurer for deposit to the credit of the Operating Sub-Account during that fiscal year, less the balance, if any, which was on deposit to the credit of the Operating Sub-Account on December 31 of the preceding fiscal year.
- B. To the Operating Reserve Sub-Account, the amount specified by the Tollway, but not to exceed thirty percent of the amount annually budgeted for operating expenses.



**ILLINOIS STATE TOLL HIGHWAY AUTHORITY**  
(A Component Unit of the State of Illinois)

Notes to the Trust Indenture Basis Schedules

December 31, 2015

- C. To the Interest Sub-Account, an amount equal to interest due on unpaid bonds, plus one-sixth of the difference between the interest payable on bond and interest due within the next six months.
- D. To the Principal Sub-Account, an amount equal to any principal due plus one-twelfth of any principal of such outstanding senior bonds payable on the next principal payment date.
- E. To the Redemption Sub-Account, an amount for each bond equal to one-twelfth of any sinking fund installment of outstanding bonds payable within the next twelve months.
- F. To the Provider Payment Sub-Account, amounts as provided in any supplemental indenture for paying costs of credit enhancement or qualified hedge agreements for bonds or for making reimbursements to providers of credit enhancement or qualified hedge agreements for bonds.
- G. To the Debt Service Reserve Account, an amount sufficient to cause the balance in it to equal the debt reserve requirement and to make reimbursement to providers of reserve account credit facilities.
- H. To the Junior Bond Debt Service or Junior Bond Debt Reserve Account, any amounts required by supplemental indentures.
- I. To the Renewal and Replacement Account, one-twelfth the portion of the renewal and replacement amount set forth in the annual budget for the fiscal year.
- J. The balance of such amounts in the Revenue Funds are to be applied as follows:
  - 1) To the credit of the Improvement Account for allocation to a project as determined by the Tollway in its sole discretion, until the balance in the Account is equal to the improvement requirement or a lesser amount as the Tollway may from time to time determine.
  - 2) To the credit of the System Reserve Account, the entire amount remaining in the Revenue Fund after depositing or allocating all amounts required to be deposited to the credit of the above Accounts and Sub-Accounts.

**(c) *Maintenance and Operation Account***

The Maintenance and Operation Account consists of the Operating Sub-Account and the Operating Reserve Sub-Account. Moneys in the Operating Sub-Account are applied to operating expenses at the direction of the Tollway.

Revenues are transferred to the Operating Sub-Account to cover the expenses set forth in the annual budget for the current fiscal year. One-twelfth of the operating expenses outlined in the annual budget are transferred to this account once a month. Revenue is recorded on an accrual basis and as such may not be available for allocation until the cash is collected.

The Operating Reserve Sub-Account receives or retains an amount not to exceed 30% of the amount budgeted for operating expenses in the annual budget for the current fiscal year. Monies in the

**ILLINOIS STATE TOLL HIGHWAY AUTHORITY**  
(A Component Unit of the State of Illinois)

Notes to the Trust Indenture Basis Schedules

December 31, 2015

Operating Reserve Sub-Account are held as a reserve for the payment of operating expenses and are to be withdrawn if moneys are not available to the credit of the Operating Sub-Account to pay operating expenses.

If the Tollway determines that the amount in the Operating Reserve Sub-Account exceeds that amount necessary, the excess will be withdrawn from such Sub-Account and applied as revenues. By resolution, the Board voted to maintain a \$25 million fund balance in this account and has subsequently authorized a fund balance of \$17 million.

**(d) Debt Service Account**

The Debt Service Account consists of the Interest Sub-Account, the Principal Sub-Account, the Redemption Sub-Account, and the Provider Payment Sub-Account, to be held by the Trustee.

Revenues are required to be deposited to cover the interest and principal amounts due and unpaid for bonds, credit enhancement or qualified hedge agreements. Revenues must also be deposited to the credit of the Debt Reserve Account in an amount sufficient to cause the balance in it to equal the debt reserve requirement.

The Debt Service Reserve Account receives funds to provide an amount sufficient to cause the balance in it to equal the debt reserve requirement and to make any required reimbursement to providers of reserve account credit facilities.

**(e) Renewal and Replacement Account**

Revenues must be credited to the Renewal and Replacement Account in an amount set forth in the annual budget for the renewal and replacement deposit. An amount set forth in the budget shall be determined based on recommendations of the Consulting Engineer. Additional funds can be transferred to this account by the Tollway, based on the capital plan expenditures.

**(f) Improvement Account**

At the direction of the Tollway, the balance of amounts in the Revenue Fund are applied to the Improvement Account, for allocations to projects, determined by the Tollway, until the balance in the Account is equal to the improvement requirement.

**(g) System Reserve Account**

At the direction of the Tollway, the balance in the Revenue Fund is deposited to the credit of the System Reserve Account to provide for deficiencies in any other account or sub-account. If all accounts have sufficient funds, System Reserve Account funds can be used to pay off debt, fund construction projects, make improvements or pay for any other lawful Tollway purpose.

**ILLINOIS STATE TOLL HIGHWAY AUTHORITY**  
(A Component Unit of the State of Illinois)

Notes to the Trust Indenture Basis Schedules

December 31, 2015

**(h) The Construction Fund**

The Construction Fund is held as a separate segregated fund. The Construction Fund receives funds from the sale of bonds (other than refunding bonds) and investment of proceeds. The Treasurer establishes and maintains within the Construction Fund a separate, segregated account for each Project, the costs of which are to be paid in whole or in part out of the Construction Fund.

**(2) Miscellaneous**

The following items are reported as Bond Interest and Other Financing Costs:

***Components of Interest and Other Financing Costs – 2015***

	<b>Debt service account</b>	<b>Debt reserve account</b>	<b>Total</b>
Bond interest expense	\$ 254,795,852	\$ —	\$ 254,795,852
Other financing costs	6,911,895	206,897	7,118,792
	\$ 261,707,747	\$ 206,897	\$ 261,914,644

Other Information:

- Construction and other capital expenses for Renewal and Replacement and Improvement include accrued expenses.
- Bond Interest expense includes accrued interest payable at December 31.
- In November 2008 the Tollway purchased a \$100 million surety bond. This policy is being amortized over the life of the bonds (24.1 years). The amortization is shown in the debt reserve column above.
- Cash and investment balances held by the Trustee at December 31, 2015, are \$183.5 million in the Debt Service accounts and \$348.7 million in the Debt Reserve account.
- Insurance and Employee Benefits includes expense for retirement, workers compensation, the employer portion of FICA, and medical insurance.

**ILLINOIS STATE TOLL HIGHWAY AUTHORITY**

(A Component Unit of the State of Illinois)

Schedule of Toll Revenue by Class of

Vehicles (Unaudited)

Years ended December 31, 2015

	2015		2014	
	Average daily transactions*	Revenue**	Average daily transactions*	Revenue**
Class of vehicle:				
1. Auto, motorcycle, taxi, station wagon, ambulance, single-unit truck, or tractor:				
2 axles, 4 tires	2,130,737	\$ 662,719,826	2,019,831	\$ 630,556,388
2. Single-unit truck or tractor, buses:				
2 axles, 6 tires	40,884	28,778,088	40,536	20,528,117
3. Trucks and buses with 3 and 4 axles	44,466	48,994,725	42,392	33,396,815
4. Trucks with 5 or more axles, other vehicles and toll adjustments	199,298	406,136,797	193,896	284,490,605
Total	2,415,385	\$ 1,146,629,436	2,296,655	\$ 968,971,925

\* The "Average Daily Transactions" represents the average daily number of vehicles passing through the toll plazas.

**ILLINOIS STATE TOLL HIGHWAY AUTHORITY**

(A Component Unit of the State of Illinois)

Schedule of Capital Assets by Source

Trust Indenture Basis of Accounting (Non-GAAP)

December 31, 2015

	<u>2015</u>	<u>2014</u>
Capital assets (at original cost):		
Land and improvements	\$ 454,898,994	\$ 389,297,651
Buildings	56,710,416	56,235,616
Infrastructure <sup>(1)</sup>	7,987,902,358	7,228,536,379
Vehicles	48,773,583	46,418,427
Office equipment	39,661,258	37,291,671
Information systems	192,765,431	170,855,071
Construction in progress	<u>1,254,798,075</u>	<u>817,322,173</u>
Total capital assets	<u>\$ 10,035,510,115</u>	<u>\$ 8,745,956,988</u>
Capital assets provided from:		
Bond proceeds net of related interest income	\$ 7,429,659,233	\$ 6,534,343,548
Revenues	<u>2,605,850,882</u>	<u>2,211,613,440</u>
Total sources of capital assets	<u>\$ 10,035,510,115</u>	<u>\$ 8,745,956,988</u>

<sup>(1)</sup> Infrastructure assets do not include capitalized interest totaling \$ 211.9 million and \$ 171.6 million at December 31, 2015 and 2014, respectively.

See accompanying independent auditors' report.

## ILLINOIS STATE TOLL HIGHWAY AUTHORITY

(A Component Unit of the State of Illinois)

Schedule of Changes in Capital Assets <sup>(1)(3)</sup>

Trust Indenture Basis (Non-GAAP)

Year ended December 31, 2015

	<b>Balance January 1, 2015</b>	<b>Additions</b>	<b>Deletions<sup>(2)</sup></b>	<b>Balance December 31, 2015</b>
Land and improvements	\$ 389,297,651	\$ 65,601,343	\$ —	\$ 454,898,994
Buildings	56,235,616	474,800	—	56,710,416
Infrastructure	7,228,536,379	899,347,788	(139,981,809)	7,987,902,358
Vehicles	46,418,427	3,376,525	(1,021,369)	48,773,583
Office equipment	37,291,671	2,803,435	(433,848)	39,661,258
Information systems	170,855,071	23,368,335	(1,457,975)	192,765,431
Construction in progress	817,322,173	1,297,798,897	(860,322,995)	1,254,798,075
Total capital assets	<u>\$ 8,745,956,988</u>	<u>\$ 2,292,771,123</u>	<u>\$ (1,003,217,996)</u>	<u>\$ 10,035,510,115</u>

	<b>Balance January 1, 2014</b>	<b>Additions</b>	<b>Deletions<sup>(2)</sup></b>	<b>Balance December 31, 2014</b>
Land and improvements	\$ 337,264,544	\$ 52,033,107	\$ —	\$ 389,297,651
Buildings	54,481,555	1,754,061	—	56,235,616
Infrastructure	7,165,000,043	546,571,778	(483,035,442)	7,228,536,379
Vehicles	44,324,906	7,128,695	(5,035,174)	46,418,427
Office equipment	35,882,176	1,776,462	(366,967)	37,291,671
Information systems	150,880,425	20,744,293	(769,647)	170,855,071
Construction in progress	355,523,656	971,599,999	(509,801,482)	817,322,173
Total capital assets	<u>\$ 8,143,357,305</u>	<u>\$ 1,601,608,395</u>	<u>\$ (999,008,712)</u>	<u>\$ 8,745,956,988</u>

<sup>(1)</sup> Prepared in accordance with the Trust Indenture (non-GAAP), infrastructure assets do not include capitalized interest totaling \$ 211.9 million and \$ 171.6 million as of December 31, 2015 and 2014, respectively.

<sup>(2)</sup> Infrastructure deletions above represent assets that are fully depreciated on a GAAP basis.

<sup>(3)</sup> No depreciation is reflected in this schedule.

See accompanying independent auditors' report.

**ILLINOIS STATE TOLL HIGHWAY AUTHORITY**  
 (A Component Unit of the State of Illinois)  
 Rehabilitation Repair and Replacement Program (Unaudited)  
 Trust Indenture Basis (Non-GAAP)  
 Years ended December 31, 2000 through 2015

	<b>Total funds credited <sup>(1)</sup></b>
Year:	
2000	\$ 87,517,692
2001	91,073,256
2002	121,375,438
2003	157,366,445
2004	157,375,682
2005	204,609,580
2006	186,545,035
2007	198,331,687
2008	1,907,175
2009	161,463,238
2010	206,096,487
2011	174,192,997
2012	300,660,937
2013	200,364,611
2014	200,208,079
2015	240,311,545
	\$ 2,689,399,884

<sup>(1)</sup> Includes earnings on the renewal and replacement account.

See accompanying independent auditors' report.

**ILLINOIS STATE TOLL HIGHWAY AUTHORITY**  
(A Component Unit of the State of Illinois)  
Summary of Operating Revenues, Maintenance and Operating  
Expenses, Net Operating Revenues and Debt Service Coverage  
Trust Indenture Basis (Unaudited)  
Years ended December 31, 2005 through December 31, 2015  
(Amounts in thousands)

	2015 <sup>(6)</sup>	2014 <sup>(5)</sup>	2013 <sup>(4)</sup>	2012	2011	2010	2009 <sup>(3)</sup>	2008	2007	2006	2005
Operating revenue:											
Toll revenue	\$ 1,146,629	968,972	\$ 943,152	\$ 922,390	\$ 652,674	\$ 628,754	\$ 592,063	\$ 583,647	\$ 572,093	\$ 567,500	\$ 580,442
Toll evasion recovery	64,323	53,769	54,221	32,599	33,268	34,924	54,829	77,654	10,080	195	13,257
Concession and other revenue	7,664	12,373	11,537	7,377	10,410	7,332	7,960	6,832	5,775	5,900	8,014
Interest income <sup>(1)</sup>	1,846	1,041	866	1,389	1,064	1,750	3,200	22,980	49,846	33,359	11,321
Total operating revenue	1,220,462	1,036,155	1,009,776	963,755	697,416	672,760	658,052	691,113	637,794	606,954	613,034
Maintenance and operating expenses:											
Engineering and maintenance	55,477	47,614	43,225	39,144	43,667	45,627	47,895	43,899	44,834	35,559	31,644
Toll services	101,415	107,326	106,321	93,590	88,737	88,580	91,541	100,464	79,538	85,887	86,089
Police, safety and communication	24,958	27,606	22,551	22,808	23,061	22,811	22,650	21,895	21,247	19,145	18,034
Procurement, IT, finance and administration	23,851	24,192	19,138	19,971	20,522	22,165	20,605	18,382	24,262	23,279	27,698
Insurance and employee benefits	92,778	91,082	86,278	77,544	69,988	71,674	72,494	59,635	52,414	49,640	42,110
Total expenses	298,479	297,820	277,513	253,057	245,975	250,857	255,185	244,275	222,295	213,510	205,575
Net operating revenues	\$ 921,983	738,335	\$ 732,263	\$ 710,698	\$ 451,441	\$ 421,903	\$ 402,867	\$ 446,838	\$ 415,499	\$ 393,444	\$ 407,459
Total debt service <sup>(2)(3)</sup>	\$ 358,846	308,443	\$ 297,708	\$ 250,253	\$ 249,960	\$ 248,108	\$ 173,319	\$ 198,429	\$ 172,284	\$ 145,633	\$ 99,366
Net revenues after debt service <sup>(2)</sup>	\$ 563,137	429,892	\$ 434,555	\$ 460,455	\$ 201,481	\$ 173,795	\$ 229,548	\$ 248,409	\$ 243,215	\$ 247,811	\$ 308,093
Debt service coverage <sup>(2)</sup>	2.56	2.39	2.46	2.84	1.81	1.70	2.32	2.25	2.41	2.70	4.10

<sup>(1)</sup> – Excludes interest income on construction funds.

<sup>(2)</sup> – Includes synthetic fixed interest rates as determined under swap agreements for 1993 Series B, 1998 Series B, 2007 Series A and 2008 Series A. See note 8 for specifics.

<sup>(3)</sup> – In January 2009 the Tollway early retired the 1993B bonds (\$44.4 million of principal) from existing funds. The amount is not shown as part of the Total Debt Service above.

<sup>(4)</sup> – In August, 2013 the Tollway advance refunded a portion of the 2005 A bonds

<sup>(5)</sup> – In February, 2014 the Tollway advance refunded a portion of the 2005 A bonds

In December, 2014 the Tollway advance refunded the remainder of the Tollway's outstanding 2006 A-1 bonds

<sup>(6)</sup> – On July 1, 2015, the Tollway redeemed \$ 36.81 million principal amount of 2005 A bonds, in advance of their January 1, 2016, scheduled maturity.

See accompanying independent auditors' report.



**ILLINOIS STATE TOLL HIGHWAY AUTHORITY**

(A Component Unit of the State of Illinois)

Annual Toll Transactions

Passenger and Commercial Vehicles (Unaudited)

For selected years from 1959 to 2015

(Transactions in thousands)

Year:	<u>Passenger</u>	<u>Commercial</u>	<u>Total</u>	<u>Percentage passenger</u>
1959	37,884	5,050	42,934	88.24%
1969	146,476	14,488	160,964	91.00%
1979	268,051	42,606	310,657	86.29%
1989	428,745	57,193	485,938	88.23%
1999	648,269	71,835	720,104	90.02%
2000	664,002	72,308	736,310	90.18%
2001	687,856	76,429	764,285	90.00%
2002	715,073	77,763	792,836	90.19%
2003	693,507	108,096	801,603	86.52%
2004	714,120	109,025	823,145	86.76%
2005	695,378	85,068	780,446	89.10%
2006	678,535	85,590	764,125	88.80%
2007	696,055	92,237	788,292	88.30%
2008	688,516	89,366	777,882	88.51%
2009	694,837	80,516	775,353	89.62%
2010	730,797	86,286	817,083	89.44%
2011	743,195	89,633	832,828	89.24%
2012	711,680	92,100	803,780	88.54%
2013	720,513	95,529	816,042	88.29%
2014	737,238	101,041	838,279	87.95%
2015	777,719	103,896	881,615	88.22%

1959 was the first full year of toll operations for the Illinois State Toll Highway Authority.

In 2003 with a change to the toll collection system, vehicles were classified by a combination of axle count and actual toll paid. In 2003 and 2004 commercial vehicle counts were inflated by the system due to passenger vehicle overpayments at ramp plazas.

In 2006 the Tollway converted from bidirectional to one-way tolling at the Belvidere and Marengo Mainline Toll Plazas in conjunction with a doubling of the fares at these plazas. Due to this reconfiguration total transactions were reduced by 14.6 million in 2006 with no localized revenue impact.

In 2007, the Tollway opened the 355 South extension.

See accompanying independent auditors' report.

**ILLINOIS STATE TOLL HIGHWAY AUTHORITY**

(A Component Unit of the State of Illinois)

Annual Toll Revenues

Passenger and Commercial Vehicles (Unaudited)

For selected years from 1959 to 2015

(Dollars in thousands)

Year:	<u>Passenger</u>	<u>Commercial</u>	<u>Total</u>	<u>Percentage passenger</u>
1959	\$ 11,943	\$ 2,593	\$ 14,536	82.16%
1969	46,872	8,803	55,675	84.19%
1979	73,048	24,068	97,116	75.22%
1989	155,394	57,387	212,781	73.03%
1999	259,448	73,178	332,626	78.00%
2000	268,277	75,668	343,945	78.00%
2001	276,724	78,050	354,774	78.00%
2002	276,763	86,472	363,235	76.19%
2003	275,751	101,703	377,454	73.06%
2004	287,218	104,368	391,586	73.35%
2005	341,352	239,090	580,442	58.81%
2006	324,556	242,943	567,499	57.19%
2007	321,008	251,085	572,093	56.11%
2008	335,653	247,994	583,647	57.51%
2009	334,520	257,543	592,063	56.50%
2010	348,946	279,808	628,754	55.50%
2011	354,186	298,488	652,674	54.27%
2012	615,957	306,433	922,390	66.78%
2013	622,349	320,803	943,152	65.99%
2014	630,556	338,416	968,972	65.07%
2015	662,720	483,909	1,146,629	57.80%

1959 was the first full year of toll operations for the Illinois State Toll Highway Authority.

Due to the changed rate structures implemented in 2005, 2012 and 2015, the percentage of revenues from passenger vehicles decreased in 2005 and 2015 and increased in 2012.

**ILLINOIS STATE TOLL HIGHWAY AUTHORITY**

(A Component Unit of the State of Illinois)

Operating Revenues, Maintenance and Operating  
Expenses and Net Operating Revenues<sup>1</sup> (Unaudited)

For selected years from 1964 to 2015

(Dollars in thousands)

Year:	<u>Operating revenue</u>	<u>Maintenance and operating expenses</u>	<u>Net operating revenues</u>
1959	\$ 14,974	\$ 4,709	\$ 10,265
1969	57,395	13,015	44,380
1979	100,436	39,733	60,703
1989	254,734	85,065	169,669
1999	366,092	146,881	219,211
2000	398,215	150,372	247,843
2001	389,827	160,565	229,262
2002	381,329	166,009	215,320
2003	430,804	187,300	243,504
2004	423,427	198,302	225,125
2005	613,034	205,575	407,459
2006	606,954	213,510	393,444
2007	637,794	222,295	415,499
2008	691,113	244,275	446,838
2009	658,052	255,185	402,867
2010	672,760	250,857	421,903
2011	697,416	245,975	451,441
2012	963,755	253,058	710,697
2013	1,009,776	277,512	732,264
2014	1,036,156	297,821	738,335
2015	1,220,463	298,479	921,984

<sup>(1)</sup> Determined according to the Series 1955 Bond Resolution through December 26, 1985, and in accordance with the Indenture subsequent to December 26, 1985.

# ILLINOIS STATE TOLL HIGHWAY AUTHORITY

(A Component Unit of the State of Illinois)

Supplemental Information for State Compliance Purposes Summary

December 31, 2015

## *Summary*

Supplementary Information for State Compliance Purposes presented in this section of the report includes the following:

### *Fiscal Schedules and Analysis:*

- Schedule of Cash and Cash Equivalents Balances
- Schedule of Commodities Inventory
- Schedule of Accounts Receivable
- Schedule of Changes in Capital Assets
- Explanation of Significant Variations in Asset Accounts
- Explanation of Significant Variations in Liability Accounts
- Explanation of Significant Variations in Revenues and Expenses

### *Analysis of Operations*

- Tollway Functions and Planning Program (Unaudited)
- Average Number of Employees by Function (Unaudited)
- Emergency Purchases (Unaudited)
- Service Efforts and Accomplishments (Unaudited)

The independent auditors' report that covers the Supplementary Information for State Compliance Purposes presented in the Compliance Report Section states that it has been subjected to the auditing procedures applied in the audit of the basic financial statements and, in the auditors' opinion, except for that portion marked "unaudited," on which they express no opinion, it is fairly stated in all material respects in relation to the basic financial statements taken as a whole.

**ILLINOIS STATE TOLL HIGHWAY AUTHORITY**

(A Component Unit of the State of Illinois)  
 Schedule of Cash and Cash Equivalents Balances  
 December 31, 2015  
 (With summary totals for 2014)

	<u>Carrying amount</u>	<u>Financial institution balances</u>
Cash (unrestricted):		
Currency and coin on hand:		
Change funds at toll plazas and administrative building	\$ 580,400	\$ 580,400
Petty cash	1,350	1,350
Cash in banks:		
Bank of America – New segments account	25,165,745	25,249,079
Bank of America – Revolving accounts	10,238,614	9,812,547
Bank of America – Treasurer account*	21,455,990	3,262,084
Bank of America – Risk Management Account	18,192,303	18,167,384
Illinois Funds - EPAY	1	6,201
Cash equivalents (unrestricted):		
Certificates of deposits – Treasurer accounts*	445,000	445,000
Wells Fargo – Repurchase agreements – Treasurer accounts*	880,295,750	880,295,750
Wells Fargo – Checking	25,180	25,180
Total cash and cash equivalents (unrestricted)	<u>956,400,333</u>	<u>937,844,975</u>
Cash (restricted):		
Bank of America – Restricted for I-PASS accounts	1,896,665	165,058
Illinois Funds - Restricted for I-PASS Accounts	<u>173,006,708</u>	<u>189,127,292</u>
Total restricted for I-PASS Accounts	<u>174,903,373</u>	<u>189,292,350</u>
Cash equivalents (restricted):		
Restricted for debt service:		
Money market accounts:		
BNY Mellon		
Debt reserve	178,687,472	178,687,472
Debt service	181,039,683	181,039,683
Provider payment	2,428,236	2,428,236
Total restricted for debt service	<u>362,155,391</u>	<u>362,155,391</u>
Restricted for Construction		
Money Market Account	422,003,298	422,003,298
Northern Trust – Pension benefit asset	156,063	156,063
Total cash and cash equivalent (restricted)	<u>959,218,125</u>	<u>973,607,102</u>
Total cash and cash equivalents at December 31, 2015	<u>\$ 1,915,618,458</u>	<u>\$ 1,911,452,077</u>
Total cash and cash equivalents at December 31, 2014	<u>\$ 1,836,094,111</u>	<u>\$ 1,857,745,840</u>

\* Not locally held, account administered by the Illinois State Treasurer.

See accompanying independent auditors' report.

**ILLINOIS STATE TOLL HIGHWAY AUTHORITY**

(A Component Unit of the State of Illinois)

## Schedule of Commodities Inventory

December 31, 2015

	<u>2015</u>
Location:	
Central warehouse	\$ 807,981
Maintenance buildings	9,171,975
Electrical shops	1,084,241
Central sign shop	1,502,966
Carpenter shop	186,060
Central garage	249,112
Pool car garage	<u>19,265</u>
Total commodities inventory at December 31, 2015	<u>\$ 13,021,600</u>

Note: Balances represent commodities inventories on hand as of year end. For financial reporting purposes, these amounts are expensed when the associated liability is incurred and inventories are not recorded as assets on the Statement of Net Position.

See accompanying independent auditors' report.

**ILLINOIS STATE TOLL HIGHWAY AUTHORITY**  
(A Component Unit of the State of Illinois)  
Schedule of Accounts Receivable  
December 31, 2015 and 2014

	<u>Aging</u>			<u>Gross total</u>	<u>Allowance for doubtful accounts</u>	<u>Net receivables</u>
	<u>0-180 days</u>	<u>181-365 days</u>	<u>Over one year</u>			
Tolls	\$ 5,452,462	74,591	194,708	5,721,761	(368,817)	5,352,944
Toll evasion recovery – Tolls	7,701,356	2,567,119	28,120,039	38,388,514	(34,130,039)	4,258,475
Oases	111,091	—	—	111,091	—	111,091
Damage claims	72,249	23,704	173,185	269,138	(253,551)	15,587
Insufficient I-Pass	441,717	498,713	484,464	1,424,895	(1,139,916)	284,979
Overdimension vehicle permits	89,146	3,380	25,240	117,766	(34,436)	83,330
Fiber optic	3,673,733	939,412	373,725	4,986,870	(1,498,637)	3,488,233
Workers' compensation	67,011	—	—	67,011	—	67,011
Other	388,291	153,106	1,807,270	2,348,667	(1,828,880)	519,787
Subtotal – accounts receivable	<u>17,997,057</u>	<u>4,260,025</u>	<u>31,178,631</u>	<u>53,435,713</u>	<u>(39,254,276)</u>	<u>14,181,437</u>
E-Z Pass Agency Group	16,188,091	—	—	16,188,091	—	16,188,091
I-355 Intergovernmental agreement	62,500	—	—	62,500	—	62,500
Illinois Department of Transportation	12,880,825	—	155,888,347	168,769,172	—	168,769,172
Other governmentals	4,150,973	—	66,967,898	71,118,871	—	71,118,871
Subtotal – Governmental agency receivables	<u>33,282,389</u>	<u>—</u>	<u>222,856,245</u>	<u>256,138,634</u>	<u>—</u>	<u>256,138,634</u>
Total receivables at December 31, 2015	<u>\$ 51,279,446</u>	<u>4,260,025</u>	<u>254,034,876</u>	<u>309,574,347</u>	<u>(39,254,276)</u>	<u>270,320,071</u>
Total receivables at December 31, 2014	<u>\$ 49,771,944</u>	<u>1,918,439</u>	<u>166,873,409</u>	<u>218,563,792</u>	<u>(31,292,779)</u>	<u>187,271,013</u>

\* In addition, toll evasion recovery escalated fines are booked as a receivable and are fully reserved as to collectibility. They are not included in the above schedule of accounts receivable.

See accompanying independent auditors' report.

**ILLINOIS STATE TOLL HIGHWAY AUTHORITY**  
(A Component Unit of the State of Illinois)  
Schedule of Changes in Capital Assets  
Year ended December 31, 2015

<u>Fixed assets by type</u>	<u>Balance January 1</u>	<u>Additions and transfers in</u>	<u>Deletions and transfer out</u>	<u>Balance December 31</u>
Cafeteria Equipment	\$ 12,688	\$ —	\$ —	\$ 12,688
Office furn. and fixtures	10,648,353	—	—	10,648,353
Data proc. equipment	103,360,153	13,059,948	(1,424,175)	114,995,926
Cash handling	137,214	—	—	137,214
Telecommunication	1,475,812	—	(33,800)	1,442,012
Toll collection	12,363,298	1,253,336	—	13,616,634
Garage and shop	1,701,877	289,925	(30,995)	1,960,807
Bldg. and bldg. maintenance	53,415	—	—	53,415
Bldg. and bldg. maintenance	124,776	—	—	124,776
Police autos	6,711,192	260,124	(461,858)	6,509,458
Police car equipment	8,484	—	—	8,484
Trucks	36,265,840	2,591,958	(559,511)	38,298,287
Roadway equipment	14,111,934	780,267	(402,853)	14,489,348
Total equipment	186,975,036	18,235,558	(2,913,192)	202,297,401
Infrastructure	7,228,536,379	899,347,788	(139,981,809)	7,987,902,358
Buildings	56,235,616	474,800	—	56,710,416
Land and land improvements	389,297,651	65,601,343	—	454,898,994
Construction in progress	817,322,173	1,297,798,897	(860,322,995)	1,254,798,075
Capitalized interest	171,640,209	40,224,468	—	211,864,677
CCTV Cameras, Digital Carmeras	9,057,367	—	—	9,057,367
CCTV Cameras, Digital Cameras - Infor	3,593,988	120,523	—	3,714,511
Various machinery and equipment - vehicles	3,432,911	524,443	—	3,957,354
Various machinery and equipment	1,581,263	1,733,242	—	3,314,505
Toll collection equipment	2,183,673	—	—	2,183,673
Reciprocity server (IAG)	299,590	—	—	299,590
Next generation network	3,607,310	2,518,990	—	6,126,300
TIMS	4,323,326	—	—	4,323,326
Web and e-commerce	3,953,501	—	—	3,953,501
Disaster recovery	3,292,788	—	—	3,292,788
Contingency software	15,809	62,918	—	78,727
RITE system	29,835,861	6,352,620	—	36,188,481
Unisys mainframe	1,303,550	—	—	1,303,550
IWIN computers	200,586	—	—	200,586
Energy attenuators	473,189	—	—	473,189
Field server	31,296	—	—	31,296
RWIS system	111,850	—	—	111,850
Mainframe legacy system	143,409	—	—	143,409
Consolidate customer service	148,868	—	—	148,868
Total capital assets	<u>\$ 8,917,597,197</u>	<u>\$ 2,332,995,590</u>	<u>\$ (1,003,217,996)</u>	<u>\$ 10,247,374,792</u>

See accompanying independent auditors' report.



**ILLINOIS STATE TOLL HIGHWAY AUTHORITY**  
(A Component Unit of the State of Illinois)  
Explanation of Significant Variations in Asset Accounts\*  
Years ended December 31, 2015 and 2014

Assets	December 31		Increase (decrease)	Percentage change
	2015	2014		
Investments - debt service	\$ -	\$ 30,800,000	\$ (30,800,000)	-100%
Land, improvements and construction in progress	1,709,697,069	1,206,619,824	503,077,245	42%
Accounts receivable - non-current	222,856,244	138,551,087	84,305,157	61%
Deferred outflows related to pensions	101,517,012	-	101,517,012	100%

Investments - debt service	The 2005 A series was refunded in 2015 and the investments in another account were reallocated to money market accounts.
Land, improvements and construction in progress	The "Move Illinois" capital plan continued in 2015, rebuilding the Tollway system.
Accounts receivable- non-current	Additional receivables were recognized as the result of the "Move Illinois" capital program.
Deferred outflows related to pensions	The Tollway was required to implement GASB 68 in 2015, resulting in the recognition of a deferred outflow related to pensions in the Statement of Net Position.

\* Variances over \$5 million and 20% are considered significant.

See accompanying independent auditors' report.

Schedule 18

**ILLINOIS STATE TOLL HIGHWAY AUTHORITY**  
 (A Component Unit of the State of Illinois)  
 Explanation of Significant Variations in Liability Accounts\*  
 Years ended December 31, 2015 and 2014

Liabilities and Deferred Inflows	December 31		Increase (decrease)	Percentage change
	2015	2014		
Accounts payable	\$ 53,898,570	\$ 35,562,754	\$ 18,335,816	52%
Accrued liabilities	221,769,428	176,551,452	45,217,976	26%
Deposits and retainage	95,193,672	61,265,134	33,928,538	55%
Accrued interest payable	104,893,618	86,435,329	18,458,289	21%
Deferred inflows related to pensions	31,954,133	—	31,954,133	100%

Accounts Payable	The "Move Illinois" capital program resulted in additional accounts payable as of 12/31/15.
Accrued liabilities	The "Move Illinois" capital program resulted in additional accrued expenses as of 12/31/15.
Deposits and retainage	Due to the "Move Illinois" program, the quantity and amount of construction contracts increased, resulting in higher retainage withheld by the Tollway.
Accrued interest payable	Additional bonds were issued to fund the "Move Illinois" program, resulting in higher interest expense in 2015.
Deferred inflows related to pensions	The Tollway implemented GASB 68 in 2015, resulting in the recognition of deferred inflow of resources.

\* Variances over \$5 million and 20% are considered significant.

See accompanying independent auditors' report.

**ILLINOIS STATE TOLL HIGHWAY AUTHORITY**  
 (A Component Unit of the State of Illinois)  
 Explanation of Significant Variations in Revenues and Expenses\*  
 Years ended December 31, 2015 and 2014

Revenues/expenses	December 31		Increase (decrease)	Percentage change
	2015	2014		
Engineering and maintenance of roadway structures	\$ 98,064,006	\$ 80,052,708	\$ 18,011,298	22%
Intergovernmental agreement revenue and expense	79,451,042	39,218,519	40,232,523	103%
Engineering and maintenance of roadway and structures	The implementation of GASB 68 resulted in a large decrease to the 2015 pension expense.			
Intergovernmental agreement revenue and expense	The "Move Illinois" capital program resulted in an increase in the number and value of intergovernmental agreements with other state agencies and municipalities.			

**ILLINOIS STATE TOLL HIGHWAY AUTHORITY**  
(A Component Unit of the State of Illinois)

Analysis of Operations (Unaudited)  
December 31, 2015

***Tollway Functions and Planning Program***

The Illinois State Toll Highway Authority (Tollway) was established in 1968 as an instrumentality and administrative agency of the State of Illinois. The Tollway was created to provide for construction, operation, regulation, and maintenance of toll highways to accommodate the traveling public through and within the State of Illinois.

The Tollway's predecessor, the Illinois State Toll Highway Commission, issued revenue bonds totaling \$493,250,000 to finance the original three toll highways. During 1974, the Tollway completed the westward extension of the Ronald Reagan Memorial Tollway (formerly the East-West Extension) of the toll highway system. In 1992 the Tollway completed the Veterans Memorial Tollway (formerly the North-South). In 2007, the Tollway completed the South extension of the Veterans Memorial Tollway. Since 1985 the following bonds have been issued:

- 1985, \$167,200,000, Refunding revenue bonds to advance refund \$204,354,000 of the 1955 series bonds.
- 1986, \$400,825,000, Priority revenue bonds to pay the cost of construction of the North-South Tollway, an expansion of the State toll highway system;
- 1987, \$139,145,000, Refunding revenue bonds to advance refund \$117,115,000 of the 1985 refunding bonds;
- 1992, \$459,650,000, Priority revenue bonds to pay the cost of construction of the Tri-State Tollway Widening Project;
- 1993, \$387,345,000, Refunding revenue bonds to advance refund \$342,290,000 of 1985, 1986, and 1992 series bonds;
- 1996, \$148,285,000, Refunding revenue bonds to advance refund \$144,300,000 of 1986 and 1987 series bonds;
- 1998, \$325,135,000, Refunding revenue bonds to advance refund \$313,105,000 of 1992 series bonds;
- 2005, \$770,000,000, Priority revenue bonds to pay a portion of the costs of the Congestion Relief Program.
- 2006, \$1,000,000,000, Priority revenue bonds to pay a portion of the costs of the Congestion Relief Program.
- 2007, \$700,000,000, Variable Rate Senior Priority Revenue Bonds to pay a portion of the costs of the Congestion Relief Program.
- 2008 A, \$766,200,000, Variable Rate Senior Priority Revenue Bonds to advance refund all of the \$500,000,000 2006 Series A-2 Bonds and \$208,340,000 of the 2006 Series A-1 Bonds.
- 2008 B, \$350,000,000, Priority revenue bonds to pay a portion of the costs of the Congestion Relief Program.

**ILLINOIS STATE TOLL HIGHWAY AUTHORITY**  
(A Component Unit of the State of Illinois)

Analysis of Operations (Unaudited)  
December 31, 2015

- 2009 A, \$500,000,000, Priority revenue bonds (Taxable) to pay a portion of the costs of the Congestion Relief Program.
- 2009 B, \$280,000,000, Priority revenue bonds (Taxable) to pay the costs of the Congestion Relief Program.
- 2010, \$279,300,000, Senior Refunding Revenue Bonds to advance refund \$287,300,000 2008 Series A-2 Bonds.
- 2013 A, \$500,000,000, Senior Revenue Bonds to pay a portion of costs of the Move Illinois Program.
- 2013 B, \$217,390,000, Senior Refunding Bonds to advance refund \$228,195,000 2005 Series A Bonds.
- 2014 A, \$378,720,000, Senior Refunding Bonds to advance refund \$436,545,000 2005 Series A Bonds.
- 2014 B, \$500,000,000, Senior Revenue Bonds to pay a portion of costs of the Move Illinois Program.
- 2014 C, \$400,000,000, Senior Revenue Bonds to pay a portion of costs of the Move Illinois Program.
- 2014 D, \$264,555,000, Senior Refunding Bonds to advance refund \$291,660,000 2006 A-1 Series Bonds.
- 2015 A, \$400,000,000, Senior Revenue Bonds to pay a portion of costs of the Move Illinois Program.
- 2015 B, \$400,000,000, Senior Revenue Bonds to pay a portion of costs of the Move Illinois Program.

The operations of the Tollway are administered by a Board of Directors, which includes the State Governor and Secretary of the Illinois Department of Transportation.

The Tollway has the power and responsibility to establish and collect tolls sufficient to pay for maintenance, repairs, regulation, and operation of the toll highway system and to meet the principal and interest bond funding requirements. During 2015, the Tollway did not receive any State government appropriations. No federal grants have been received in 2015.

The Amended and Restated Trust Indenture effective March 31, 1999, amending and restating a Trust Indenture dated as of December 1, 1985, as previously supplemented and amended by the First through Twenty Second Supplemental Indentures and the 1996 Amendatory Supplemental Indenture (the "Trust Indenture") securing the 1998, 2007, 2008, 2009, 2010, 2013, 2014 and 2015 bond issues outstanding as of December 31, 2015, prescribe many of the investment and accounting requirements for the Tollway. The accounting records are maintained on an accrual basis.

The office of Mr. Greg Bedalov, the Tollway's Executive Director, for the fiscal year being audited, is located at the Tollway's Central Administration Building, 2700 Ogden Avenue, Downers Grove, Illinois, 60515.

The Trust Indenture also requires the Tollway to prepare a tentative budget of the operating expenditures for the ensuing calendar year on or before October 31. The budget is required to include recommendations of the consulting engineers as to the Renewal and Replacement deposit for the budget year. The final budget

**ILLINOIS STATE TOLL HIGHWAY AUTHORITY**  
(A Component Unit of the State of Illinois)

Analysis of Operations (Unaudited)  
December 31, 3015

must be approved by the Board of Directors of the Tollway prior to January 31 of the calendar year budgeted. The Tollway complied with these budgetary requirements for this fiscal year.

Annual detailed departmental budgets are prepared for all Tollway expenditures. The Controller and Chief of Finance of the Tollway and each department manager monitor expenditures and analyze budgetary variances.

The Tollway works with the consulting engineers to develop long-range improvement programs for the toll highway system. The Chief Engineer of the Tollway uses the long range plan with traffic studies and physical inspections to develop annual improvement programs and budgets.

The Tollway has developed an adequate and comprehensive planning program to meet its objectives of providing for the construction, operation, regulation, and maintenance of the toll highway system. The Tollway believes that its monitoring of its expenditures and its monitoring of the physical condition of the roads is adequate to meet Tollway's goals related to its operating expenditures and improvement programs.

**ILLINOIS STATE TOLL HIGHWAY AUTHORITY**

(A Component Unit of the State of Illinois)

Analysis of Operations

Average Number of Employees by Function (Unaudited)

Years ended December 31, 2015 and 2014

	Full-time scheduled		Part-time scheduled		Total	
	2015	2014	2015	2014	2015	2014
Tollway employees:						
Executive office	5	6	—	—	5	6
Directors	10	10	—	—	10	10
Inspector General	6	6	—	—	6	6
Internal audit	6	6	—	—	6	6
Legal	9	12	—	—	9	12
State police-civilian employees	14	15	—	—	14	15
Finance	53	52	—	—	53	52
Administration	28	30	—	—	28	30
Operations:						
Toll collectors	436	442	—	—	436	442
Plaza managers and assistants	34	39	—	—	34	39
Other	128	138	—	—	128	138
Information Technology	42	49	—	—	42	49
Engineering:						
Maintenance:						
Roadway	373	374	—	—	373	374
Transportation	65	68	—	—	65	68
Engineers	44	48	—	—	44	48
Others	55	62	—	—	55	62
Planning	20	22	—	—	20	22
Procurement	45	49	—	—	45	49
Diversity & strategic development	6	5	—	—	6	5
Communications	11	11	—	—	11	11
Business systems	60	57	—	—	60	57
Total authority employees	1,450	1,501	—	—	1,450	1,501
State troopers	173	185	—	—	173	185
Total personnel	1,623	1,686	—	—	1,623	1,686
Hourly base payroll	\$ 67,242,731	62.85%				
Overtime	6,332,942	5.92%				
Salaries	33,411,282	31.23%				
2015 Total payroll	\$ 106,986,955	100.00%				
Hourly base payroll	\$ 69,949,992	63.09%				
Overtime	7,528,516	6.79%				
Salaries	33,402,906	30.12%				
2014 Total payroll	\$ 110,881,414	100.00%				

See accompanying independent auditors' report.

**ILLINOIS STATE TOLL HIGHWAY AUTHORITY**  
(A Component Unit of the State of Illinois)  
Emergency Purchases (Unaudited)  
Year ended December 31, 2015

<b>Description</b>	<b>Cost</b>
None to report.	

See accompanying independent auditors' report.



# ILLINOIS STATE TOLL HIGHWAY AUTHORITY

(A Component Unit of the State of Illinois)

Service Efforts and Accomplishments (Unaudited)

Year ended December 31, 2015

## (1) Agency Mission

The Illinois State Toll Highway Authority is dedicated to providing and promoting a safe and efficient system of toll supported highways while ensuring the highest possible level of customer service.

## (2) Strategic Priorities

With the above Mission Statement in mind, the Illinois Tollway is guided by five Strategic Priorities that are consistent with those outlined by the Governor's Office of Management and Budget:

- Promote the regional economy (*Attract, retain and grow business*)
- Foster environmental responsibility and sustainability in roadway and agency operations (*Improve infrastructure safety*)
- Increase collaboration with regional transportation and planning agencies (*Improve infrastructure safety*)
- Further transparency and accountability (*Support basic functions of government*)
- Enhance customer service for its 1.4 million daily drivers (*Improve infrastructure safety*)

## (3) Summary of Agency Operations

The Illinois Tollway maintains and operates 286 miles of interstate tollways in 12 counties in Northern Illinois, including the Reagan Memorial Tollway (I-88), the Veterans Memorial Tollway (I-355), the Jane Addams Memorial Tollway (I-90) and the Tri-State Tollway (I-94/I-294/I-80).

The Tollway is a user-fee system. No state or federal tax dollars are used to support the maintenance and operation of the Tollway System. The Tollway depends on toll revenues and proceeds from the issuance of revenue bonds for the expansion, reconstruction and improvement of the Tollway system. The Tollway's budget is a balanced budget in which revenues provide sufficient resources for operating and maintenance expenses, debt service and required deposits to the Renewal and Replacement and Improvement Accounts as required by the Trust Indenture.

## (4) Key Performance Measures

The following metrics were reported for the year ending December 31, 2015.

- |   |               |
|---|---------------|
| 1. The percentage of vehicles using I-PASS during rush hour:    | 90.4%         |
| 2. The percentage of vehicles using I-PASS for all hours:       | 86.6%         |
| 3. Travel Time Index Congestion Measure for the A.M. rush hour: | 1.05          |
| 4. The average personal injury accident clearance time:         | 31.08 minutes |

The following metrics were reported for the year ending December 31, 2014.

- |   |               |
|---|---------------|
| 1. The percentage of vehicles using I-PASS during rush hour:    | 90.4%         |
| 2. The percentage of vehicles using I-PASS for all hours:       | 86.6%         |
| 3. Travel Time Index Congestion Measure for the A.M. rush hour: | 1.06          |
| 4. The average personal injury accident clearance time:         | 32.17 minutes |